

# WHITE HAWK ULTRA LITE

## THE LIGHTWEIGHT ALL-STAR



WHITE HAWK



**Jayco**<sup>®</sup>

Generations of family fun.



# BUILT FOR THE *ultimate*

## 1 TWICE THE EXPANDABLE LIVING SPACE


The 2014 White Hawk will broaden your horizons. Thanks to select model 36" deep slideouts, White Hawk boasts twice the expandable living space of standard lightweights. Go wide already.



# 3



**INDOORS+OUT  
KITCHEN**



**chil N' stor**

OUTDOOR STORAGE

*experience convenience*

## WALL-TO-WALL FEATURES

Outside, White Hawk has it all thanks to the select model Indoors-Out kitchen,\* complete with refrigerator, microwave and two-burner stove. Need a quick snack? The Chil N' Stor outdoor storage\* has you covered with a standard 1.7 cu. ft. exterior refrigerator.

\*Available on the Summit Edition



# CAMPING EXPERIENCE

# 2



## *experience craftsmanship*

Say hello to the industry's strongest roof, the Magnum Truss Roof System. In a side-by-side comparison test, our exclusive roof system withstood 4,500 pounds — 50 percent more than other roofs. See page 8 to learn more about the top-quality materials used in the White Hawk roof.

Arched interior rafters for *82 inches of ceiling height* at the center\*



WHITE HAWK ULTRA LITE 23MBH | BRICK



*36" deep slideouts*



**TRACKER  
WIDE AXLES**

# 4

## *experience towability*

### ULTRA LITE DESIGN

White Hawk features Tracker Wide Axles, an innovative axle design that distributes weight more evenly for a smooth ride.





WHITE HAWK ULTRA LITE 23MBH | BRICK



WHITE HAWK ULTRA LITE 23MBH | BRICK



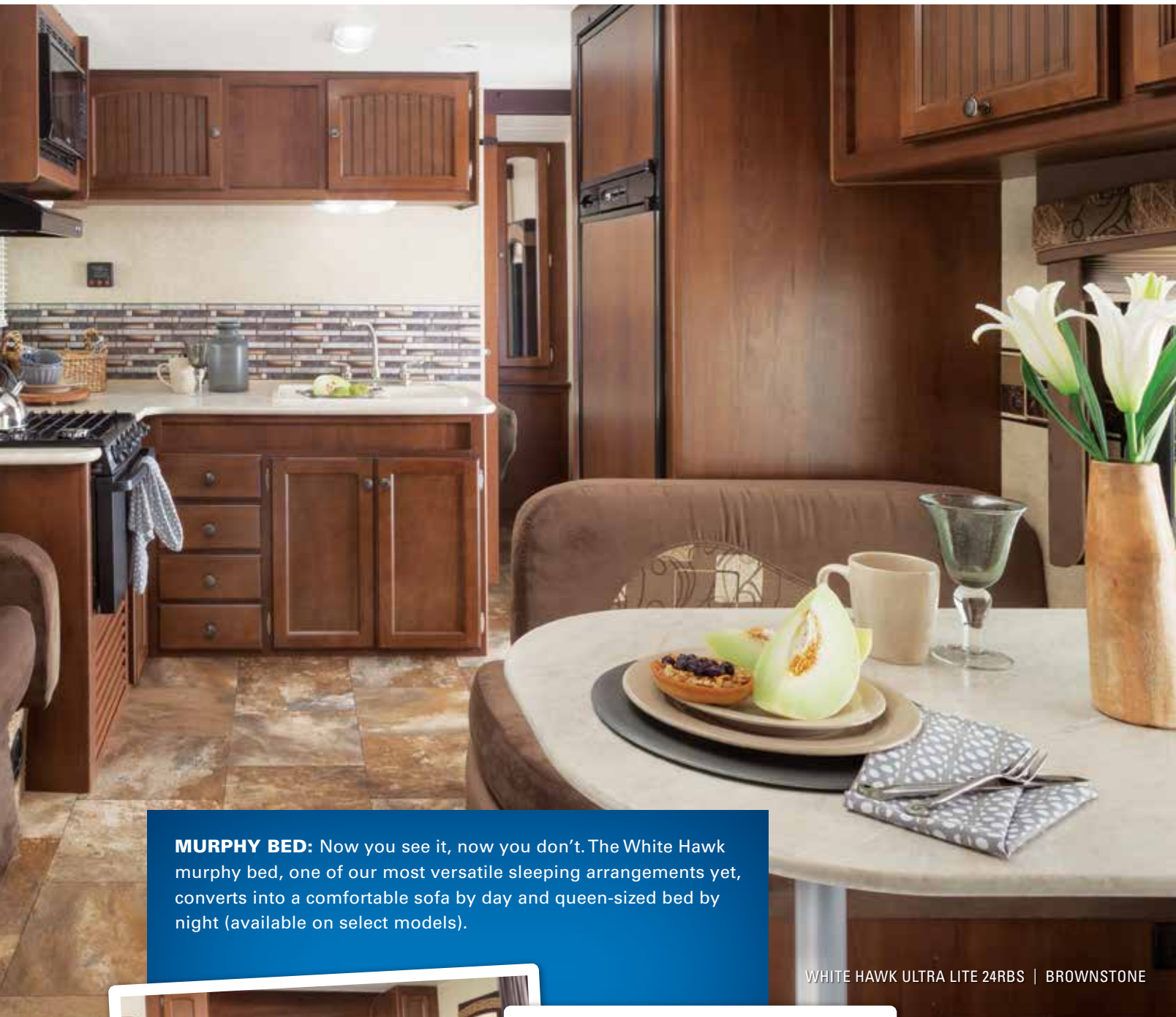
WHITE HAWK ULTRA LITE 24RBS | BROWNSTONE



## *light* ON YOUR WALLET, TOO

**THE ALL-NEW 2014 WHITE HAWK ULTRA LITE** proves spending less doesn't mean settling for less. Packed with everything you need in a lightweight design, our newest travel trailer combines full-featured kitchens, spacious slideouts and vacuum-bonded sidewalls.





**MURPHY BED:** Now you see it, now you don't. The White Hawk murphy bed, one of our most versatile sleeping arrangements yet, converts into a comfortable sofa by day and queen-sized bed by night (available on select models).

WHITE HAWK ULTRA LITE 24RBS | BROWNSTONE



WHITE HAWK ULTRA LITE 23MBH | BRICK





WHITE HAWK SUMMIT EDITION 31DSL B | HAZELNUT



WHITE HAWK SUMMIT EDITION 28DSB H | HAZELNUT



WHITE HAWK SUMMIT EDITION 31DSL B | HAZELNUT



## SO MANY *full-sized features*

**DON'T LET THE ULTRA LITE LABEL FOOL YOU.** The 2014 White Hawk Summit Edition doesn't skimp on the amenities. From a comfortable Denver Mattress to family-friendly bunks, the Summit Edition surpasses your family's lightweight expectations.





**ELITE KITCHEN AND MAXVIEW WINDOW:** Cook in style thanks to White Hawk's standard Elite Kitchen, featuring decorative backsplash, residential-style refrigerator and Amish-crafted cabinetry with beadboard inserts. Then, enjoy the view from your dinette with a 60" or 70" MaxView window.



**MAXVIEW**  
WINDOW



ELITE  KITCHEN



# Superior craftsmanship starts at the top at Jayco

We've built a reputation for superior construction and quality craftsmanship.

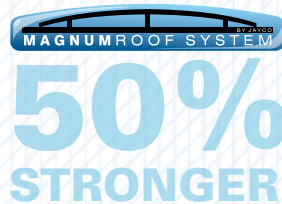
We pride ourselves on always using top-quality materials and innovative manufacturing techniques. That commitment has led to one of our latest construction advancements, the exclusive Magnum Truss Roof System. Fifty percent stronger than other roofs in the industry, this Jayco roof is built to weather Mother Nature.

## OUR ROOF FEATURES ...

- 1 4 1/2" crowned wood trusses: Uses 2"x 2" vertical studs to maximize load capacity, while oversized nail plates provide a tighter design
- 2 3/8" roof decking, screwed down at every seam: More durable than typical stapled construction, provides a fully walkable roof
- 3 Residential attic-style insulation: Helps maintain interior temperatures
- 4 One-piece, sidewall-wrapped Alpha Ply material: Provides leak protection



TO LEARN MORE ABOUT OUR MAGNUM TRUSS ROOF SYSTEM, SCAN HERE WITH YOUR SMARTPHONE.



## JAYCO'S ROOF

## OTHER ROOFS



SCREWED CONSTRUCTION VS. STAPLED



OVERSIZED NAIL PLATES VS. SMALLER PLATES



2" X 2" VERTICAL WOOD STUDS VS. 1" ALUMINUM



7" HEADER BEAM VS. 2" X 6" LUMBER



4,500 LBS. ON A JAYCO ROOF VS. OTHER ROOFS

## WALL CONSTRUCTION

- 5 Vacuum-bonded layers: Involves 15-18 minutes of 144 tons of pressure to ensure a strong bond
- 6 Welded aluminum frames with metal backers: Lighter than wood, increases towability
- 7 Bead-foam insulation: Maintains interior temperatures
- 8 Extra-wide corner seals: Prevents leaks on the corner molds, baggage/entrance doors and window seals
- 9 Innovative, aerodynamic front profile: Eliminates angled profile, increasing towability

## FLOOR CONSTRUCTION

- 10 Vacuum-bonded layers: Backed by computer monitoring and constant quality control checks, Jayco prides itself on building a solid foundation
- 11 Bead-foam insulation: Maintains interior temperatures
- 12 I-Class structural I-beam frame: One-piece design, provides more durability than a welded three-piece frame
- 13 Innovative A-frame: Fully integrated, and not welded, prevents buckling



## WHITE HAWK

### STANDARD EXTERIOR EQUIPMENT

Deluxe Graphics Package with Mocha paint-infused fiberglass front wall, back wall and 12" sidewall color band  
TuffShell vacuum-bonded laminated sidewalls, front walls and floors  
Magnum Truss Roof System with one-piece seamless Alpha Ply  
Patio awning  
Marine-grade outside speakers (2)  
G20 dark-tinted windows  
Radial tires with aluminum rims  
Galvanized-steel, impact-resistant wheel wells  
Wide-stance Tracker Wide Axles with E-Z Lube maintenance  
Aerodynamic, rounded front profile  
Front diamond plate  
Completely enclosed and protected electric slide mechanisms  
Utility Lighting System: Entrance step, baggage compartment, hitch and dump station light  
30-amp power service  
Dual 20-lb. propane bottles with auto regulator  
Stabilizer jacks with sand pads (4)

### STANDARD INTERIOR EQUIPMENT

Ball bearing drawer guides, 75-lb. capacity, full-drawer extension  
Plywood dinette, bunk and bed bases  
Diamondflor vinyl flooring  
Wood-grain accent paneling on select interior walls  
Rounded, residential J-Steel jack-knife sofa  
High-output Atwood auto ignition furnace with wall thermostat  
Directional/closeable central air conditioner vents  
AM/FM/CD home theatre-style DVD player  
Pillowtop Denver Mattress (select models)  
Full-height shirt wardrobes in front walk-around bedroom models

### CUSTOMER VALUE PACKAGE (MANDATORY)

Aluminum rims  
Spare tire and carrier  
Outside shower  
ABS propane bottle cover  
13,500-BTU air conditioner  
Microwave with built-in range hood and light  
Oven  
6 gal. gas/electric DSI water heater  
Bath skylight  
Tub surround

### OPTIONS

Glacier Package with fully enclosed underbelly  
Outside bumper-mount grill  
Power Package: Power awning with LED light and power tongue jack  
Customer Value Package with 15,000-BTU air conditioner  
22" LED HDTV (20MRB)  
26" LED HDTV (21FBS, 23MRB and 24RBS)

## JAYCO-EXCLUSIVE DENVER MATTRESS

With a pillowtop Denver Mattress, you'll forget you're sleeping in an RV. This Jayco-exclusive mattress features convoluted foam layers that cradle pressure points (standard in both models).



## WHITE HAWK SUMMIT EDITION

### STANDARD EXTERIOR EQUIPMENT

Deluxe Graphics Package with Mocha paint-infused fiberglass front wall, back wall and 12" sidewall color band  
TuffShell vacuum-bonded laminated sidewalls, front walls, floors  
Magnum Truss Roof System with one-piece seamless Alpha Ply and arched interior roof rafters  
Norco Next Gen frame with fully enclosed underbelly  
Patio awning  
Marine-grade outside speakers (2)  
G20 dark-tinted windows  
Radial tires  
Galvanized-steel, impact-resistant wheel wells  
Wide-stance Tracker Wide Axles with E-Z Lube maintenance  
Aerodynamic, rounded front profile  
Front diamond plate  
Completely enclosed and protected electric slide mechanisms  
Indoors-Out Camp Kitchen: Stove, microwave and refrigerator (31DSL and 33BHBS)  
Chil N' Stor outside baggage compartment with 1.7 cu. ft. exterior refrigerator  
Slam latch baggage doors on front pass-through storage  
Utility Lighting System: Entrance step, baggage compartment, hitch and dump station light  
30-amp power service  
Dual 20-lb. propane bottles with auto regulator  
Stabilizer jacks with sand pads (4)

### STANDARD INTERIOR EQUIPMENT

Arched interior ceiling in living area  
Elite Kitchen: Overhead cabinetry with etched-glass and bead-board inserts; large, rounded countertops; deep bowl, 60/40 acrylic sink with high-rise faucet; 6.3 cu. ft. Norcold refrigerator with magnet-friendly panels; 3-burner range with 9,000-BTU SuperBurner with piezo igniter; 12" decorative backsplash  
Ball bearing drawer guides, 75-lb. capacity, full-drawer extension  
Plywood dinette, bunk and bed bases  
Large MaxView tinted safety-glass dinette window (60" on standard dinettes, 70" on U-dinettes)  
Diamondflor vinyl flooring  
Wood-grain accent paneling on select interior walls  
Crown moldings and wood-grain batten strips  
Rounded, residential J-Steel jack-knife sofa  
High-output Atwood auto ignition furnace with wall thermostat  
Directional/closeable central air conditioner vents  
AM/FM/CD home theatre-style DVD player  
Pillowtop Denver Mattress (select models)  
Full-height shirt wardrobes in front walk-around bedroom models  
Medicine cabinet

### CUSTOMER VALUE PACKAGE (MANDATORY)


Aluminum rims  
Spare tire and carrier  
Outside shower  
ABS propane bottle cover  
13,500-BTU air conditioner  
Microwave with built-in range hood and light  
Oven  
6 gal. gas/electric DSI water heater  
32" LED HDTV  
Bath skylight  
Tub surround

### OPTIONS


Glacier Package  
Outside bumper-mount grill  
Power Package: Power awning with LED light and power tongue jack  
Electric stabilizer jacks (4)  
Roof ladder  
Customer Value Package  
Customer Value Package with 15,000-BTU air conditioner  
Free-standing table with 4 chairs (select models)  
Hide-a-bed sofa with tri-fold Denver Mattress (select models)  
Ledgestone fireplace with 32" LED TV (30DSRE)

## DÉCOR CHOICES


### HAZELNUT



### BROWNSTONE



### BRICK



- 1 Sofa
- 2 Accent
- 3 Bedspread
- 4 Carpet

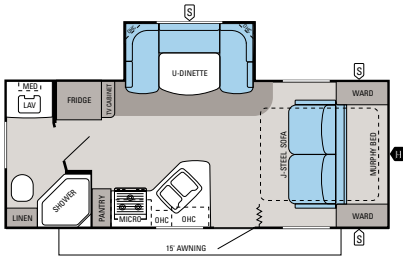


## STORAGE FEATURES

\*Available on the Summit Edition

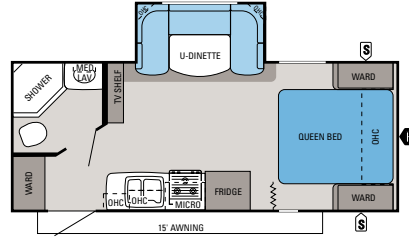


WHITE HAWK ULTRA LITE FLOORPLANS



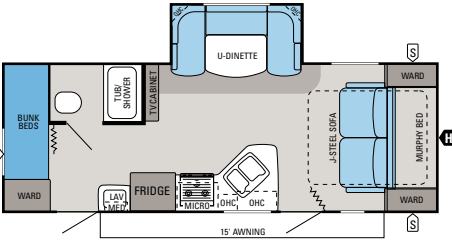
WHITE HAWK | 20MRB

Ext. Lgth: 23' 11" Ext. Ht: 128" Unloaded Wt (lbs.): 4,400 Sleeps: 2-4



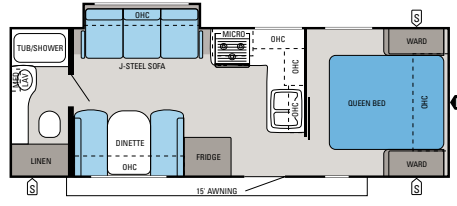
WHITE HAWK | 21FBS

Ext. Lgth: 24' 11" Ext. Ht: 128" Unloaded Wt (lbs.): 4,345 Sleeps: 3-4



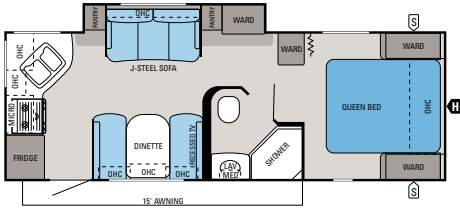
WHITE HAWK | 23MBH

Ext. Lgth: 26' 4" Ext. Ht: 128" Unloaded Wt (lbs.): 4,610 Sleeps: 5-6



WHITE HAWK | 24RBS

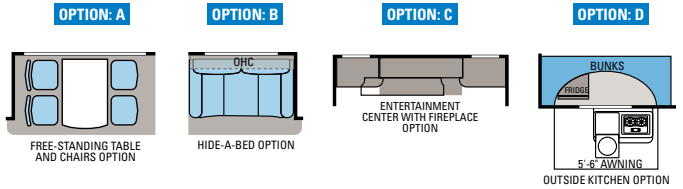
Ext. Lgth: 27' 8" Ext. Ht: 128" Unloaded Wt (lbs.): 4,315 Sleeps: 4-6



WHITE HAWK | 24RKS

Ext. Lgth: TBD Ext. Ht: TBD Unloaded Wt (lbs.): TBD Sleeps: 4-6

OPTIONS



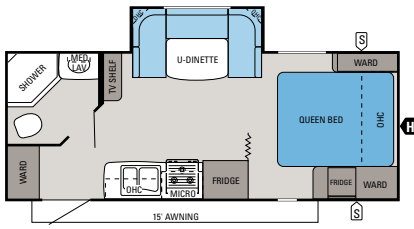
SPECIFICATIONS

|             | FLOORPLAN | EXT. LENGTH | EXT. WIDTH | EXT. HEIGHT (WITH A/C) | INT. HEIGHT | UNLOADED VEHICLE WEIGHT (LBS.) | DRY HITCH WEIGHT (LBS.) | GROSS VEHICLE WEIGHT RATING (LBS.) | CARGO CARRYING CAPACITY (LBS.) | FRESH WATER CAPACITY (GAL.) (WITH WATER HEATER) | GRAY WASTEWATER CAPACITY (GAL.) | TOILET/BLACK WASTEWATER CAPACITY (GAL.) |
|-------------|-----------|-------------|------------|------------------------|-------------|--------------------------------|-------------------------|------------------------------------|--------------------------------|---|---------------------------------|---|
| ULTRA LIGHT | 20MRB     | 23' 11"     | 96"        | 128"                   | 78"         | 4,400                          | 605                     | 5,950                              | 1,550                          | 48  | 30.5                            | 30.5                                    |
|             | 21FBS     | 24' 11"     | 96"        | 128"                   | 78"         | 4,345                          | 465                     | 6,250                              | 1,905                          | 48  | 30.5                            | 30.5                                    |
|             | 23MBH     | 26' 4"      | 96"        | 128"                   | 78"         | 4,610                          | 645                     | 6,500                              | 1,890                          | 48  | 30.5                            | 22.5                                    |
|             | 24RBS     | 27' 8"      | 96"        | 128"                   | 78"         | 4,315                          | 460                     | 5,950                              | 1,635                          | 48  | 45                              | 30.5                                    |
|             | 24RKS     | TBD         | 96"        | TBD                    | TBD         | TBD                            | TBD                     | TBD                                | TBD                            | 48  | 45                              | 30.5                                    |
| SUMMIT      | 21DSRB    | 24' 8"      | 96"        | 131"                   | 78"         | 4,440                          | 420                     | 6,500                              | 2,060                          | 46.2  | 30.5                            | 30.5                                    |
|             | 27DSRB    | 30' 11"     | 96"        | 130"                   | 81"         | 5,670                          | 690                     | 7,750                              | 2,080                          | 46.2  | 53                              | 30.5                                    |
|             | 27DSRL    | 30' 11"     | 96"        | 129"                   | 81"         | 5,355                          | 630                     | 7,500                              | 2,145                          | 46.2  | 30.5                            | 30.5                                    |
|             | 28DSBH    | 31' 11"     | 96"        | 131"                   | 81"         | 5,455                          | 640                     | 7,500                              | 2,045                          | 46.2  | 45                              | 30.5                                    |
|             | 30DSQB    | TBD         | 96"        | TBD                    | TBD         | TBD                            | TBD                     | TBD                                | TBD                            | 46.2  | 45                              | 30.5                                    |
|             | 30DSRE    | 33' 11"     | 96"        | 133"                   | 78"         | 6,045                          | 620                     | 8,200                              | 2,155                          | 46.2  | 30.5                            | 30.5                                    |
|             | 31DSL     | 34' 11"     | 96"        | 133"                   | 81"         | 6,475                          | 734                     | 8,200                              | 1,725                          | 46.2  | 45                              | 30.5                                    |
|             | 31DSL     | 34' 11"     | 96"        | 133"                   | 81"         | 6,475                          | 734                     | 8,200                              | 1,725                          | 46.2  | 45                              | 30.5                                    |
|             | 33BHBS    | 36' 7"      | 96"        | 133"                   | 81"         | 6,610                          | 890                     | 8,500                              | 1,890                          | 46.2  | 45                              | 30.5                                    |

The weights of certain options and/or option packages are not included in the UWW listed above.

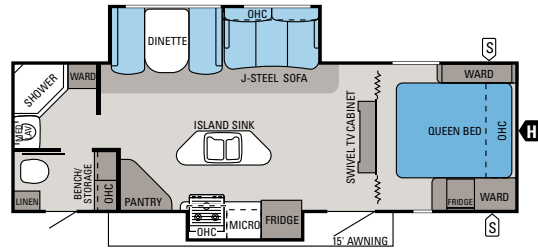


## WHITE HAWK SUMMIT EDITION FLOORPLANS



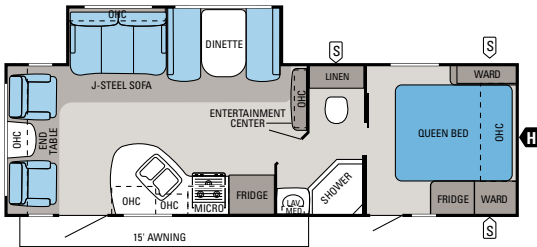
### WHITE HAWK | 21DSRB

Ext. Lgth: 24' 8" Ext. Ht: 131" Unloaded Wt (lbs.): 4,440 Sleeps: 3-4



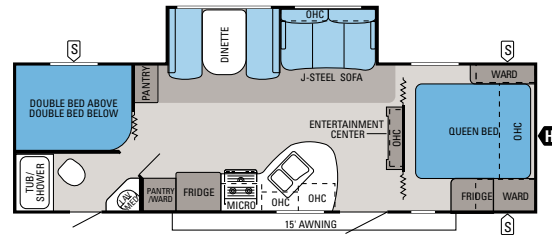
### WHITE HAWK | 27DSRB OPTIONS: A, B

Ext. Lgth: 30' 11" Ext. Ht: 130" Unloaded Wt (lbs.): 5,670 Sleeps: 3-6



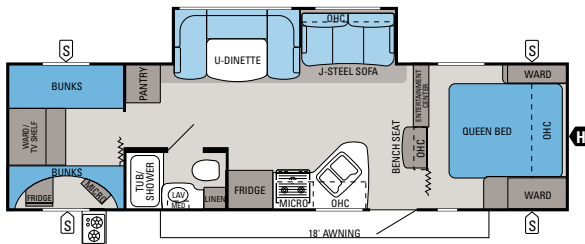
### WHITE HAWK | 27DSRL OPTIONS: A, B

Ext. Lgth: 30' 11" Ext. Ht: 129" Unloaded Wt (lbs.): 5,355 Sleeps: 3-6



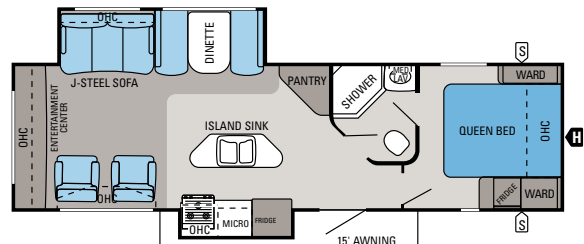
### WHITE HAWK | 28DSBH OPTIONS: A, B

Ext. Lgth: 31' 11" Ext. Ht: 131" Unloaded Wt (lbs.): 5,455 Sleeps: 7-10



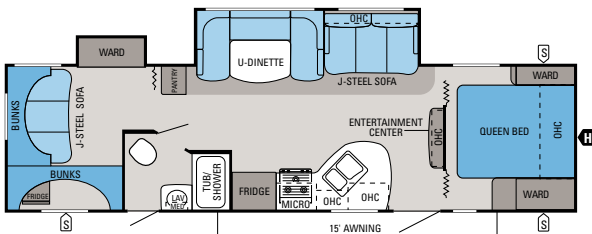
### WHITE HAWK | 30DSQB OPTIONS: A, B

Ext. Lgth: TBD Ext. Ht: TBD Unloaded Wt (lbs.): TBD Sleeps: 6-9



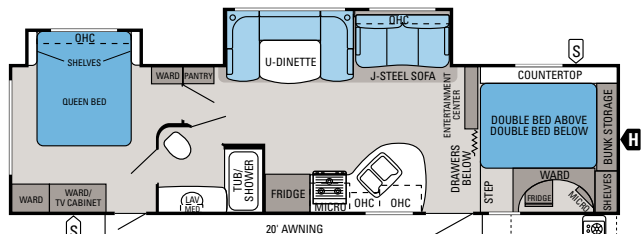
### WHITE HAWK | 30DSRE OPTIONS: A, B, C

Ext. Lgth: 33' 11" Ext. Ht: 133" Unloaded Wt (lbs.): 6,045 Sleeps: 3-6



### WHITE HAWK | 31DSL. OPTIONS: A, B, D

Ext. Lgth: 34' 11" Ext. Ht: 133" Unloaded Wt (lbs.): 6,475 Sleeps: 6-10



### WHITE HAWK | 33BHBS OPTIONS: A, B

Ext. Lgth: 36' 7" Ext. Ht: 133" Unloaded Wt (lbs.): 6,610 Sleeps: 7-10

**Unloaded Vehicle Weight (UWV):** Sometimes referred to as "Dry Weight," UWV means the typical weight of this trailer as built at the factory. The UWV, as used in product literature and other promotional materials, does not include cargo, fresh water, propane, options or dealer-installed accessories.

**Gross Vehicle Weight Rating (GVWR):** GVWR means the maximum permissible weight of the trailer, including the UWV plus passengers, personal items, all cargo, fluids, options, and dealer-installed accessories. The GVWR is equal to or greater than the sum of the UWV and the CCC.

**Cargo Carrying Capacity (CCC):** CCC means the maximum weight of all passengers, personal items, food, fresh water, propane, tools, other cargo and dealer-installed accessories that can be carried by the trailer. CCC is equal to or less than GVWR minus UWV. The addition of options will decrease the CCC.

**Hitch Weight (HW):** The hitch weight, as used in product literature and other promotional materials, does not include cargo, fresh water, propane gas, options or dealer-installed accessories. The addition of these types of items will either add to or subtract from the stated hitch weight.

It is important for your safety and enjoyment that your tow vehicle be adequately sized and equipped to tow and handle the GVWR of the RV you select. Review weights and rating of your tow vehicle and consult a competent advisor for questions or advice. Whether you are new to RVing or a veteran, get a feel for the performance of your tow vehicle before heading out on the roadways. When you tow an RV, you must drive differently than when you drive a single vehicle. Practice hooking up, driving, backing up and braking in a safe environment or seek out professional instruction. Jayco affixes a weight label to each RV which lists weight information for that vehicle. See specifications chart left.



# 2-YEAR WARRANTY\*

Peace of mind comes standard



**Nobody offers a better warranty than Jayco.** With our exclusive limited 2-year Co-Pilot Warranty, the only strings we attach are those that deliver the ultimate in reliability. At Jayco, your peace of mind is our priority, and that's the Jayco difference.

\*For a copy of our 2-year limited warranty with full terms and conditions, please contact your local Jayco dealer or visit [Jayco.com](http://Jayco.com).

## 300 JAYCO DEALERS

A four-decade strong network

From the sales experience to service after the sale, we consider our dealers to be an important part of the Jayco family. Establishing a solid relationship with your local Jayco dealer is a key component in the enjoyment of your new Jayco. By purchasing from a local dealer, you will have a convenient location for sales, parts and service support. We hope you consider them a part of your camping family.

Your local dealer

## 1-YEAR FREE

Roadside Assistance

Travel worry-free with Jayco's Customer First Roadside Assistance program, yours at no cost during your first year of ownership. This program is offered through Coach-Net, the country's largest RV emergency road service, and gives you immediate access to assistance.

**Coach-Net**  
RV Technical & Roadside Assistance



Generations of family fun.

**THE JAYCO STORY BEGAN IN 1968 WITH OUR FAMILY—THE BONTRAGERS.** Lloyd Bontrager created an innovative, easy-to-use lifter system that led to a better fold-down camper. Loaded with more conveniences, he believed his camper would bring families closer together.

Since then, Jayco has helped generation after generation create family stories — good, old-fashioned family fun built around campfires with a Jayco RV nearby. At Jayco, we strive to build family-friendly products that will outlast just about everything but your memories. We'd love nothing more than to be a part of your family story. Join us in our generations of family fun.

**eco** advantage™

Jayco's long-term commitment to protecting the environment



Scan this QR code with your smartphone to watch a video about our efforts and the impact we're making on our planet.  
[jayco.com/ecoadvantage](http://jayco.com/ecoadvantage)

Follow us on   

Jayco, Inc., P.O. Box 460, Middlebury, IN 46540, [www.jayco.com](http://www.jayco.com) 

See dealer for further information and prices. All information in this brochure is the latest available at the time of publication approval. Jayco reserves the right to make changes and to discontinue models without notice or obligation. Photos in this brochure may show optional equipment and props for photography purposes. RVs built for sale in Canada may differ to conform to Canadian codes. ©2013 Jayco, Inc. 14-WTHK-PL 0813-100K Printed in U.S.A.