

# WHY BUY MICRO MINNIE



**CHAMPAGNE**



**CHERRY**



**ORANGE**



**WHITE**



**BLUE**



**PLATINUM**



## KEY FEATURES

### Light Weight

- 19' 2" to 21' 11" Lengths
- 7' Wide Models

### Durable Design

- Dual 3,500 lbs TORSION axles
- 14" Nitro Filled Radial Tires

- High Gloss Gel Coat Fiberglass Exterior
- NXG Frame Technology
- 6 Sided Aluminum Frame

### Function & Fun

- 6 Bold and Classic Exterior Color Choices
- Stainless Steel Galley and Lavvy Sinks
- Lighter and Brighter Interior Design Concepts

Premium Travel Trailers & Fifth Wheels

**WINNEBAGO**  
TOWABLES™



## **NXG FRAME**

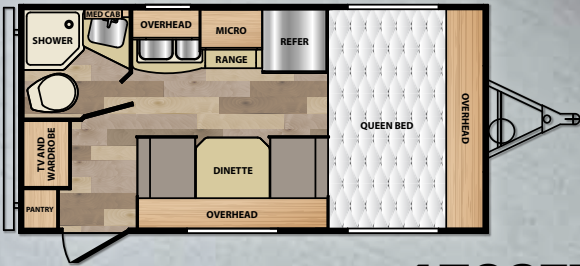
*The Next Generation in RV Frame Technology*

The NXG Frame is a superior quality, highly engineered frame providing a strong, lightweight, consistent foundation.

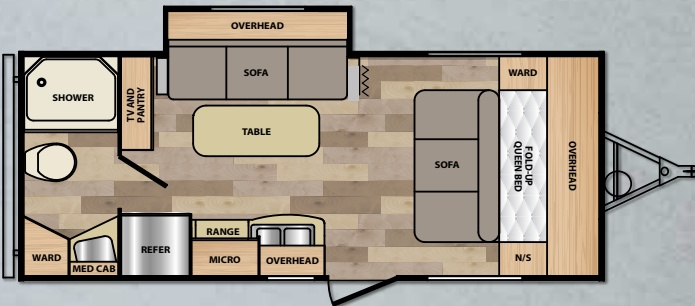
### Key Features:

- Constructed with HSLA - High Strength Low Alloy Prime Steel
- Common components are robotically welded for consistent quality
- All fastened components are joined with Huck® fasteners, providing consistent clamp load

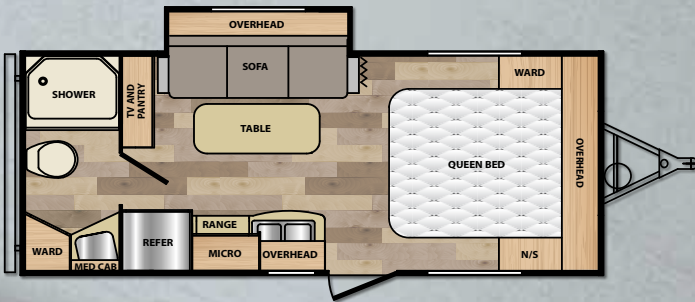
## FLOORPLANS



### 1706FB



### 2106DS



### 2106FBS

## SPECIFICATIONS

|                                      | 1706FB       | 2106DS       | 2106FBS      |
|--------------------------------------|--------------|--------------|--------------|
| Exterior Length (Pin to Rear Bumper) | 19' 2"       | 21' 11"      | 21' 11"      |
| Exterior Height (Including A/C)      | 10' 1"       | 10' 1"       | 10' 1"       |
| Exterior Width (ft.) (Fenders/Body)  | 7' 0"        | 7' 0"        | 7' 0"        |
| Interior Height (ft.)                | 6' 4"        | 6' 4"        | 6' 4"        |
| GVWR (lbs.)                          | 5,500        | 7,000        | 7,000        |
| Dry Weight (lbs.)                    | 2,980        | 3,705        | 3,705        |
| Dry Hitch Weight (lbs.)              | 320          | 360          | 360          |
| Axles (lbs.)                         | 2@3,500      | 2@3,500      | 2@3,500      |
| GAWR (lbs.)                          | 3,500        | 3,500        | 3,500        |
| Tire Size                            | ST205/75R14C | ST205/75R14C | ST205/75R14C |
| Fresh Water (Tank Only) (gal.)       | 31           | 31           | 31           |
| Black Tank Capacity (gal.)           | 25           | 25           | 25           |
| Grey Tank Capacity (gal.)            | 25           | 25           | 25           |
| LP Capacity (lbs.)                   | 20           | 20           | 20           |
| LP Capacity with Upgrade (lbs.)      | 40/60        | 40/60        | 40/60        |
| Awning Length (ft.)                  | 10           | 13           | 13           |
| Slide-outs                           | N/A          | 1            | 1            |
| Sleeps                               | 4            | 4            | 4            |
| Furnace (BTU)                        | 18,000       | 18,000       | 18,000       |
| Water Heater (gal.)                  | 6            | 6            | 6            |



**Winnebago Towables**  
 201 14th Street, P.O. Box 2001  
 Middlebury, IN 46540 (574) 825-5250

[www.winnebagotowables.com](http://www.winnebagotowables.com)

© 2015 Winnebago of Indiana, LLC

