

adventure, inspired by
AIRSTREAM

CLASSIC



Specifications

CLASSIC SPECIFICATIONS

30

Exterior Length	31' 3"
Exterior Width	8' 5.5"
Interior Width	8' 1"
Exterior Height <i>with A/C</i>	9' 9.5"
Interior Height <i>with A/C</i>	6' 7.5"
Hitch Weight <i>(w/LP & w/o options, water & cargo) (lbs.)</i>	773
Unit Base Weight <i>(w/LP & w/o options, water & cargo) (lbs.)</i>	7,365
Gross Vehicle Weight Rating <i>(lbs.)</i>	10,000
Net Carrying Capacity <i>(NCC=GVR-UBW) (lbs.)</i>	2,635
Fresh Water Tank <i>(gal.)</i>	54
Gray Water Tank <i>(gal.)</i>	37
Black Water Tank <i>(gal.)</i>	39
Water Heater <i>gas/electric w/electronic ignition (gal.) (XT)</i>	6
Quietstream™ A/C <i>w/heat pump (BTU)</i>	15,000
Second Quietstream™ A/C <i>w/heat pump (13,500 BTU) w/50 Amp Service</i>	Standard
Furnace <i>(BTU)</i>	34,000
Refrigerator	2-way 9 cu. ft.
Oven <i>(LP Gas) (drawers can be added in lieu of oven)</i>	Standard
3 Burner Cooktop <i>(LP Gas)</i>	Standard
Microwave	—
Convection Microwave	Standard
LP <i>(2 - 40 aluminum tanks) (lbs.)</i>	80

CLASSIC SPECIFICATIONS

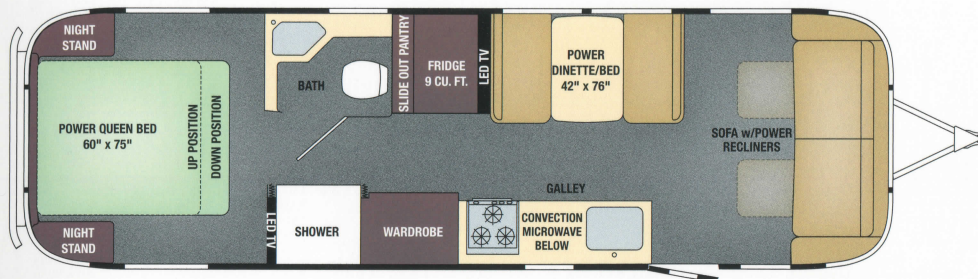
30

Deep Cycle Battery <i>(lead acid) Group 27</i>	2
Solar Package	Optional
Power Patio Awning	Optional
Additional Window Awnings	Standard
Power Stabilizer Jacks	Standard
Sleeping Capacity	Up to 5
Backup Camera	Opt

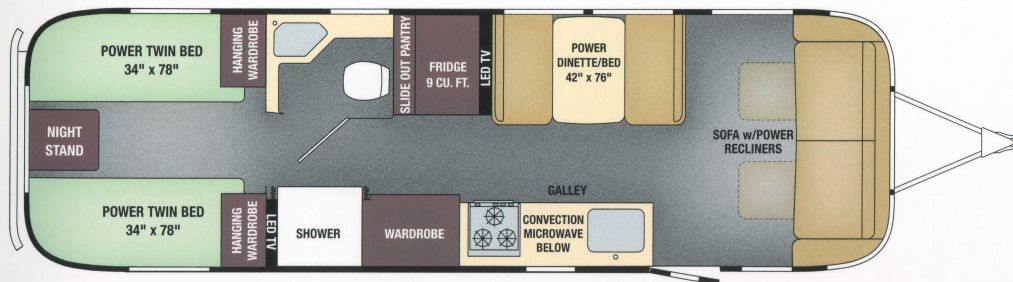


Floorplans

30



30 Twin



CLASSIC

Inside the Classic, you'll find abundant storage, sophisticated design, private sleeping quarters, and spacious living areas. Each elegant floor plan was created to make long-term travelers feel at home. Luxury fabrics, premium fixtures, and durable marine-grade flooring are proof the Classic is timeless.

Macadamia

Sandalwood Corian™



Cabinetry



Flooring



Countertops



Seating



Bedspread



Accent



Awning

Macadamia

Night Sky Corian™



Cabinetry



Flooring



Countertops



Seating



Bedspread



Accent



Awning

Chestnut

Sandalwood Corian™



Cabinetry



Flooring



Countertops




Seating



Bedspread



Accent



Awning

Chestnut

Night Sky Corian™



Cabinetry



Flooring



Countertops




Seating



Bedspread



Accent



Awning





THOR INDUSTRIES, INC.

Airstream is a subsidiary
of Thor Industries, Inc.

All content and images
© Airstream 2015 & 2016

CL 20k 11/15

Airstream, Inc.
419 West Pike Street
P.O. Box 629
Jackson Center, OH
45334 USA
937-596-6111
www.airstream.com

Product information, specifications, and photography in this brochure were as accurate as possible at time of printing. Photographs may contain some features that are optional on your vehicle.

Since we continually strive to improve our products, actual products may differ. Prices and specifications are subject to change without notice. All capacities are approximate and dimensions are nominal. Some features or options may be different or unavailable in other countries.

Warning – This information is intended as a guide only. Weights of individual vehicles may vary. Consult your owner's manual for complete loading, weighing, and towing instructions. Do not overload the travel trailer.