

# IMPRESSION



**FOREST RIVER**

[FORESTRIVERINC.COM](http://FORESTRIVERINC.COM)

# IMPRESSION FIFTH WHEELS



235RW	OVERALL LENGTH	PIN TO BUMPER	UVW	HITCH	CCC	CAPACITY (GAL)
	28' 11"	27' 3 1/8"	7,538	1,370	3,497	57 60 30



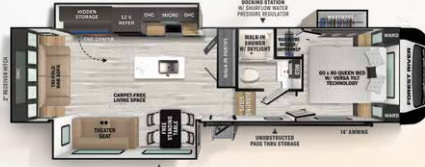
238RLVIEW	OVERALL LENGTH	PIN TO BUMPER	UVW	HITCH	CCC	CAPACITY (GAL)
	31' 6"	29' 10 1/8"	6,303	1,575	3,397	57 30 30



242RD	OVERALL LENGTH	PIN TO BUMPER	UVW	HITCH	CCC	CAPACITY (GAL)
	30' 5"	28' 9 1/8"	7,568	1,485	2,427	57 30 30



270RK	OVERALL LENGTH	PIN TO BUMPER	UVW	HITCH	CCC	CAPACITY (GAL)
	34' 6"	32' 7 5/8"	8,948	1,515	2,767	57 62 30



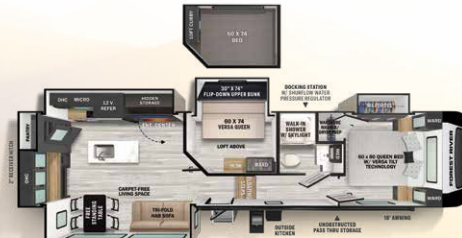
280RL	OVERALL LENGTH	PIN TO BUMPER	UVW	HITCH	CCC	CAPACITY (GAL)
	35' 3"	32' 7 5/8"	9,549	1,825	2,476	57 60 30



282RLVIEW	OVERALL LENGTH	PIN TO BUMPER	UVW	HITCH	CCC	CAPACITY (GAL)
	35' 1"	33' 6 1/8"	9,332	1,870	1,517	38 96 30



290VB	OVERALL LENGTH	PIN TO BUMPER	UVW	HITCH	CCC	CAPACITY (GAL)
	36' 8"	34' 9 1/8"	8,623	1,755	3,332	57 62 30



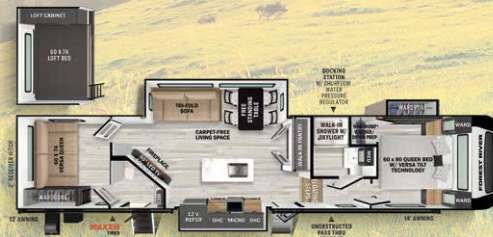
315MB	OVERALL LENGTH	PIN TO BUMPER	UVW	HITCH	CCC	CAPACITY (GAL)
	38' 0"	36' 1 5/8"	10,338	1,935	2,875	57 62 30



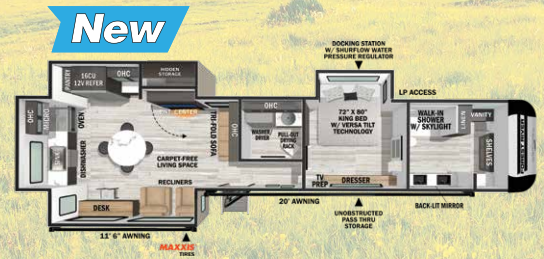
318RLVIEW	OVERALL LENGTH	PIN TO BUMPER	UVW	HITCH	CCC	CAPACITY (GAL)
	38' 11"	37' 4 1/8"	11,078	2,120	2,967	57 60 30



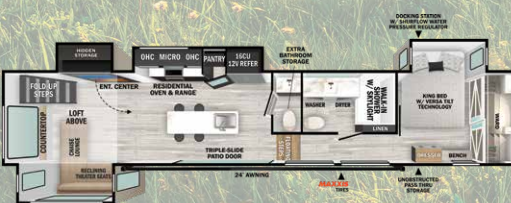
320FL	OVERALL LENGTH	PIN TO BUMPER	UVW	HITCH	CCC	CAPACITY (GAL)
	40' 2"	38' 2 1/8"	10,303	2,535	3,332	57 60 30



330BH	OVERALL LENGTH	PIN TO BUMPER	UVW	HITCH	CCC	CAPACITY (GAL)
	41' 0"	39' 7 1/8"	10,753	2,280	3,527	57 60 30



360MYR	OVERALL LENGTH	PIN TO BUMPER	UVW	HITCH	CCC	CAPACITY (GAL)
	42' 11"	37' 11"	12,500	TBD	TBD	57 90 60



44STAY	OVERALL LENGTH	PIN TO BUMPER	UVW	HITCH	CCC	CAPACITY (GAL)
	44' 0"	39'	13,829	2,315	3,786	57 90 60



## EXTERIOR FEATURES

- High Gloss Gel Coat Fiberglass Exterior
- Upgraded E-Rated MAXXIS Tires
- One Touch Automatic Leveling System (N/A 242RD)
- Painted Fiberglass Front Cap
- Automotive Windshield & LED Lights (Model Specific)
- Shurflo Water Pressure Regulator
- Enclosed Docking Station
- Black Tank Flush, Winterization & Sanitation
- Enclosed Tank Valves
- Outside Shower
- Easy Access Water Heater Bypass
- Off Grid Package: 100W Roof Panel, 30 AMP Charge Controller, Battery
- MORryde Step Above Entry Steps
- 2" Towable Hitch w/ 3,000 lb. Towing Capability
- Enclosed Spare Tire & Carrier (Full Size)
- Insulated Exterior Slam Latch Baggage Door
- Battery Disconnect in Pass-Through
- Custom Aluminum Rims
- Factory Installed Roof Ladder
- Observation Back Up Camera Prep
- Adjustable Power Awning with LED Lights
- 60K BTU On Demand Water Heater
- 30" Friction Hinge Entry Door w/ Window
- Detachable Power Cord
- LED Exterior Lighting
- Custom Exterior Graphics Package

## INTERIOR FEATURES

- Blackout Curtains & Roller Shades with Reflective Back
- Lumbercore Cabinetry
- Ductless Flooring Throughout for Easy Sweeping
- Centralized Command Center with Built-In Tank Monitoring System
- USB/USB-C Charging Stations
- WiFi Prep, Digital TV Antenna
- Full Extension Drawer Glides
- Residential Linoleum
- Flex Pex Plumbing
- Carbon Monoxide/LP Detector
- LED Interior Lighting Throughout

## KITCHEN FEATURES

- 10 CU FT 12V Refrigerator (Model Specific)
- 16 CU FT 12V Refrigerator (Model Specific)
- Glass Recessed Range with Glass Cover
- Microwave with Exhaust Vent
- Residential Backsplash

- Deep Single Bowl Task Sink Including High-Rise Pull-Down Faucet Sprayer, Waterfall Faucet, Glass Washer, Soap Dispenser, Countertop Strainer Control, Colander, Task Basket, Cutting Board
- Floor To Ceiling Pantry
- Natural Lighting From Skylight

## LIVING ROOM FEATURES

- Carpet-Free Living Space
- Living Room LED TV (50" or 40")
- Electric Fireplace/Space Heater (5,500 Watt Heats up to 400 sq. ft.) (N/A 242RD)
- 2 Linkable Portable Bluetooth Speakers
- Oversized Opening Windows
- Trifold Hide A Bed with Residential Sleep Surface (Model Specific)
- Theater Seating with USB Charge Ports (Model Specific)
- Free Standing Table w/ 4 Chairs Standard (Model Specific)
- Barstools (Model Specific)

## BATHROOM FEATURES

- Porcelain Foot Flush Toilet
- Walk-In Shower with Skylight
- Anti-Bacterial Shower Door
- Large Medicine Cabinet with Mirror

## BEDROOM FEATURES

- Versa-Tilt Automated Bed Inclinor
- Full Size Stackable Washer/Dryer Prep
- 6' 3" Bedroom Ceiling Height
- 60" x 80" Queen Mattress with Residential Bedspread & Pillows (Model Specific)
- 72" x 80" King Mattress with Residential Bedspread & Pillows (Model Specific)
- Gas Strut Assisted Bed Lift with Storage
- Directional & Closable A/C Vents
- 110 Outlet & 12V Charging Ports Beside Bed
- CPAP Machine Ready
- Cable/Sat Prep

## HEATING & COOLING

- Industry Leading 15K A/C Standard
- 35K BTU Furnace
- Maximized A/C Ducting for Best Cooling Efficiency
- 12V Heat Pads For Holding Tanks
- Fully Heated & Enclosed AccessiBelly (Removable Underbelly Panels)
- Enclosed Tank Valves

## CONSTRUCTION

- Vacuum Bonded Aluminum Structure

- Laminated Aluminum Front Wall
- Laminated Aluminum Sidewalls
- Laminated Aluminum Slide Boxes
- Laminated Aluminum Floor
- 5" Truss Rafter 16" OC
- One-Piece Tufflex™ PVC Roofing with Lifetime Warranty
- LCI Space Saver Upper Deck™ & LCI Rhino Box™ Frame
- Construction Additional Steel in Upper Deck (Vertical Tubular Frame for Strength, Additional Gussets Increase Head Height in Bedroom)
- 100% PDI: Quality Inspection Check Points Throughout the Production Process. Before Any Unit is Shipped from the Assembly Line to Our Dealer Partners, it Goes Through a Separate Stand-Alone Inspection

## LUXURY PACKAGE

- Upgraded E-Rated MAXXIS Tires
- 60K BTU On Demand Water Heater
- 2" Towable Hitch w/ 3,000 lb. Towing Capability (N/A 320FL)
- 12v Refrigerator
- Power Landing Gear & Stabilizer Jacks
- Water Pressure Regulator

## COMFORT PACKAGE

- Superior Insulation with Astrofoil
- 12V Tank Heat Pads
- Forced Heat AccessiBelly
- Enclosed Tank Valves
- 35K BTU Furnace
- 15K A/C
- 50AMP with 2nd A/C Prep & W/D Prep

## DIAMOND PACKAGE (Mandatory Model Specific)

- Maximum Window Coverage
- 16 CU FT 12V Refrigerator
- 1.6 CU FT Microwave
- Solid Surface Countertops
- Barstool Seating

## OFF GRID PACKAGE

- 30 AMP Charge Controller
- 100W Roof Panel
- Solar on Side Prep
- Battery

## OPTIONS

- 4 Point Auto Level Mandatory (Model Specific)
- 2nd 15K Ducted A/C
- Booth Dinette (Model Specific)

Values subject to change. Check website for the most up-to-date specifications.



# IMPRESSION

Impression Fifth Wheels is committed to delivering innovative floorplans, designs, and top industry features to our customers at an affordable price.

We take pride in offering top-quality units, utilizing resources such as a dedicated section of our production facility for a thorough pre-delivery inspection to ensure a seamless and stress-free camping experience for our customers.



## EACH NEW FOREST RIVER PURCHASE PROVIDES:

- ✔ Pre-delivery Inspection.
- ✔ Digital Owner's Manual.
- ✔ Free Membership to Forest River Owners Group (FROG).  
Learn more at [www.forestriverfrog.com](http://www.forestriverfrog.com).
- ✔ A Contribution to Care Camps Foundation [www.carecamps.org](http://www.carecamps.org).
- ✔ 1 Year Free Roadside Assistance from Date of Purchase.



## LEARN MORE:

Scan this QR code with your mobile device to learn more about Forest River.



## SPECIFICATION DEFINITIONS:

Scan this barcode using a QR reader on your smartphone to learn RV terminology and more!



YOUR IMPRESSION DEALER