

EASTERN

BULLET

CROSSFIRE, BULLET & PREMIER TRAVEL TRAILERS



KEYSTONE
RV COMPANY

CAMP BETTER

EASTERN

BULLET

CROSSFIRE, BULLET & PREMIER TRAVEL TRAILERS



KEYSTONE
RV COMPANY

CAMP BETTER

ULTRA-LIGHTWEIGHT CAMPING IN STYLE

Bullet ups the ante when it comes to interior design and functionality. New 2022's feature stunning Midnight Monterey cabinetry, Dream Dinettes™, vaulted ceilings, and built-in laundry chutes. Ultra-towable lengths and weights make the brand a go-to for those looking for an easy-going camping lifestyle.



HyperDeck™ RV Flooring

Stronger, lighter, and more resilient than traditional wood laminated flooring, HyperDeck™ challenges industry norms to build better RVs.



Power Stabilizer Jacks

Eliminate the hassle of manual crank jacks, simply stabilize the RV with the push of a button.



Full Fiberglass Front Cap

Equipped with Line-X® rock guard to help Premier endure the rigors of the road (Premier only).



Porcelain Toilet (now on all segments)

Won't get brittle over time, easier to clean, always fresh.



51 cu. ft. Pass-through Storage

25% more storage space and a 40% wider door mean easier access and more room for supplies (Bullet/Premier Only).



Docking Station

Easily accessible convenience center with water connections, water heater bypass, KeyTV™ hookups, stabilizer jack switches, and winterization access (Bullet/Premier Only).



25RKPR



287QBS

SCAN HERE TO
LEARN MORE



VISIT KEYSTONERV.COM/BULLET FOR IN-DEPTH PRODUCT INFORMATION, VIDEOS, MODEL 360'S AND MORE.

ULTRA-LIGHTWEIGHT CAMPING IN STYLE

Bullet ups the ante when it comes to interior design and functionality. New 2022's feature stunning Midnight Monterey cabinetry, Dream Dinettes™, vaulted ceilings, and built-in laundry chutes. Ultra-towable lengths and weights make the brand a go-to for those looking for an easy-going camping lifestyle.



HyperDeck™ RV Flooring

Stronger, lighter, and more resilient than traditional wood laminated flooring, HyperDeck™ challenges industry norms to build better RVs.



Power Stabilizer Jacks

Eliminate the hassle of manual crank jacks, simply stabilize the RV with the push of a button.



Full Fiberglass Front Cap

Equipped with Line-X® rock guard to help Premier endure the rigors of the road (Premier only).



Porcelain Toilet (now on all segments)

Won't get brittle over time, easier to clean, always fresh.



51 cu. ft. Pass-through Storage

25% more storage space and a 40% wider door mean easier access and more room for supplies (Bullet/Premier Only).



Docking Station

Easily accessible convenience center with water connections, water heater bypass, KeyTV™ hookups, stabilizer jack switches, and winterization access (Bullet/Premier Only).



25RKPR



287QBS

VISIT KEYSTONERV.COM/BULLET FOR IN-DEPTH PRODUCT INFORMATION, VIDEOS, MODEL 360'S AND MORE.

SCAN HERE TO
LEARN MORE





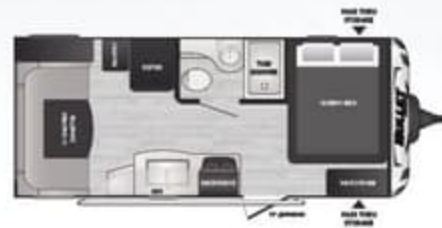
1700BH | Bunks, single axle
WEIGHT 3597 LENGTH 21' 4"



1800RB | Rear bath, Murphy bed, single axle
WEIGHT 3542 LENGTH 21' 4"



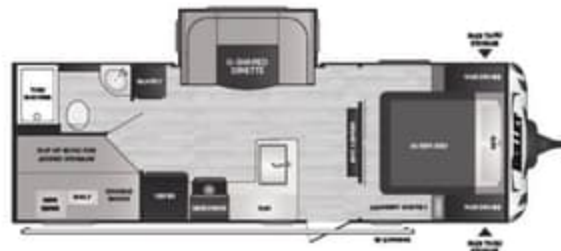
1850RB | Rear bath, sofa slide, single axle
WEIGHT 4024 LENGTH 22' 4"



1900RD | Rear dinette, single axle
WEIGHT 3639 LENGTH 21' 11"



2200BH | Double bunks, Murphy bed, outside kitchen
WEIGHT 4328 LENGTH 25' 4"



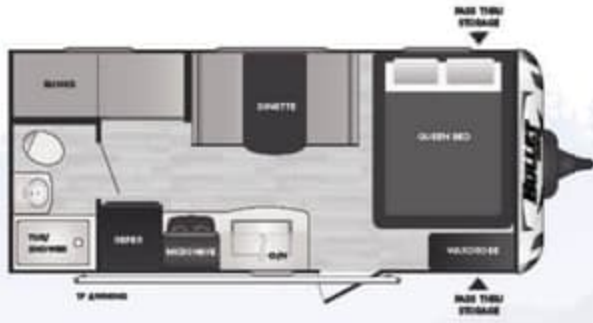
2430BH | Double bunks, dinette slide, outside kitchen
WEIGHT 5036 LENGTH 28' 3"



2500RK | Rear kitchen, sofa slide
WEIGHT 5505 LENGTH 29' 11"



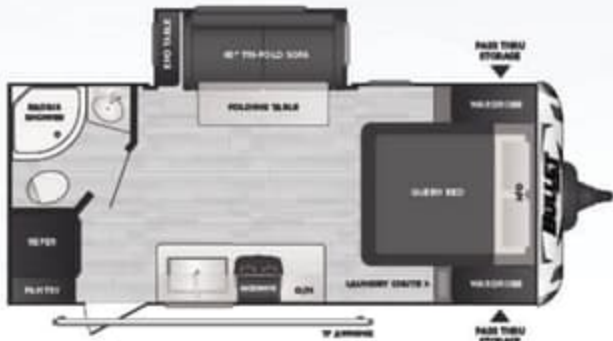
2730BH | Double bunks, super slide
WEIGHT 5431 LENGTH 31' 2"



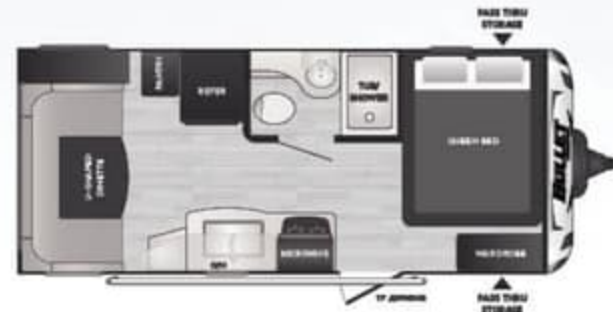
1700BH | Bunks, single axle
WEIGHT 3597 LENGTH 21' 4"



1800RB | Rear bath, Murphy bed, single axle
WEIGHT 3542 LENGTH 21' 4"



1850RB | Rear bath, sofa slide, single axle
WEIGHT 4024 LENGTH 22' 4"



1900RD | Rear dinette, single axle
WEIGHT 3639 LENGTH 21' 11"



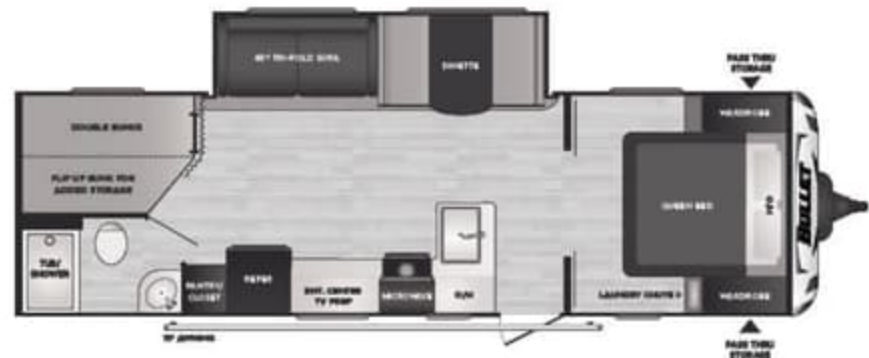
2200BH | Double bunks, Murphy bed, outside kitchen
WEIGHT 4328 LENGTH 25' 4"



2430BH | Double bunks, dinette slide, outside kitchen
WEIGHT 5036 LENGTH 28' 3"



2500RK | Rear kitchen, sofa slide
WEIGHT 5505 LENGTH 29' 11"



2730BH | Double bunks, super slide
WEIGHT 5431 LENGTH 31' 2"



221RBS | Rear bath, dinette slide
WEIGHT 4849 LENGTH 26' 8"



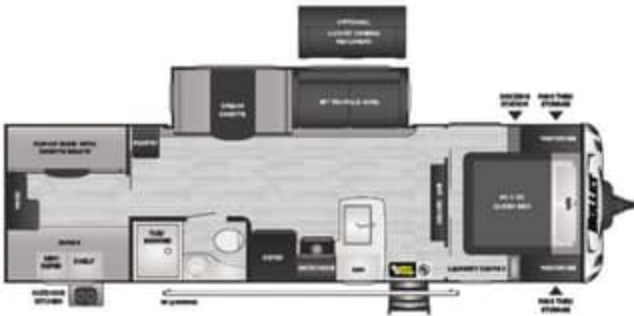
250BHS | Double bunks, dinette slide, outside kitchen
WEIGHT 5459 LENGTH 29' 8"



258RKS | Rear kitchen, super slide, hidden pantry
WEIGHT 5509 LENGTH 29' 11"



261RBS | Rear bath, super slide, outside kitchen
WEIGHT 5634 LENGTH 31' 0"



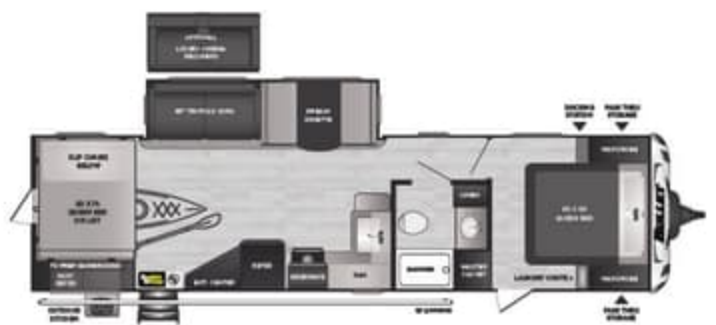
287QBS | Quad bunkroom, super slide, outside kitchen
WEIGHT 6018 LENGTH 33' 10"



290BHS | Double bunks, super slide, outside kitchen
WEIGHT 6035 LENGTH 33' 9"



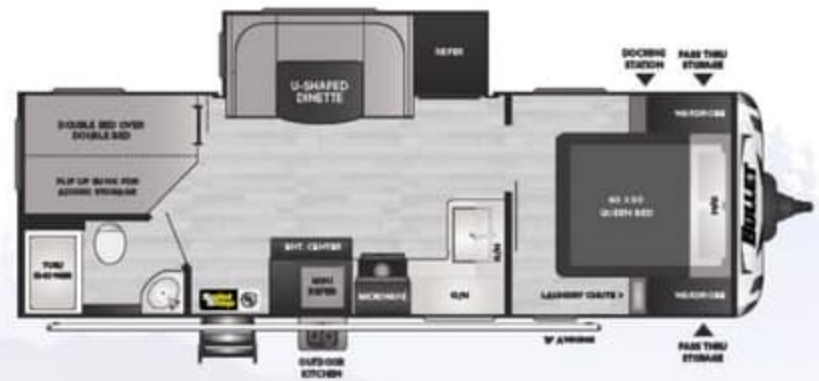
291RLS | Rear living, super slide
WEIGHT 6078 LENGTH 33' 11"



312BHS | 2 queen beds, bed lift w/ exterior access
WEIGHT TBD LENGTH 35' 9"



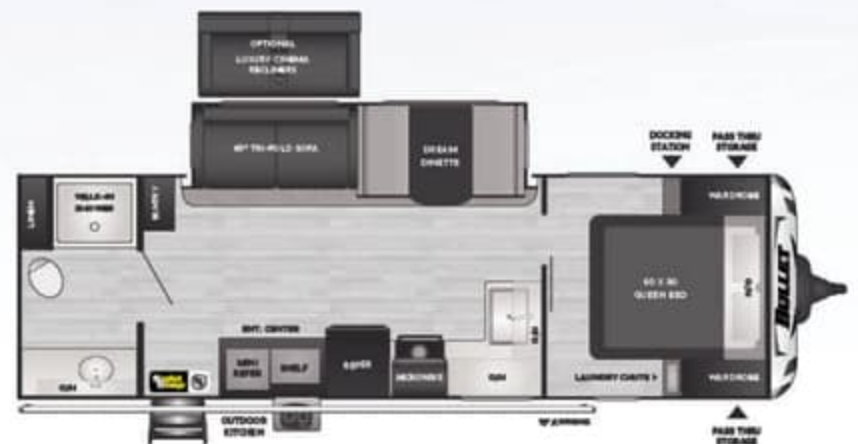
221RBS | Rear bath, dinette slide
WEIGHT 4849 LENGTH 26' 8"



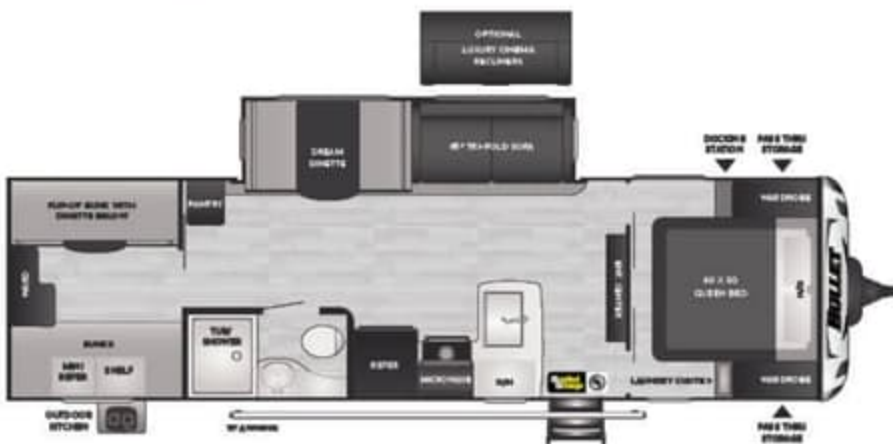
250BHS | Double bunks, dinette slide, outside kitchen
WEIGHT 5459 LENGTH 29' 8"



258RKS | Rear kitchen, super slide, hidden pantry
WEIGHT 5509 LENGTH 29' 11"



261RBS | Rear bath, super slide, outside kitchen
WEIGHT 5634 LENGTH 31' 0"



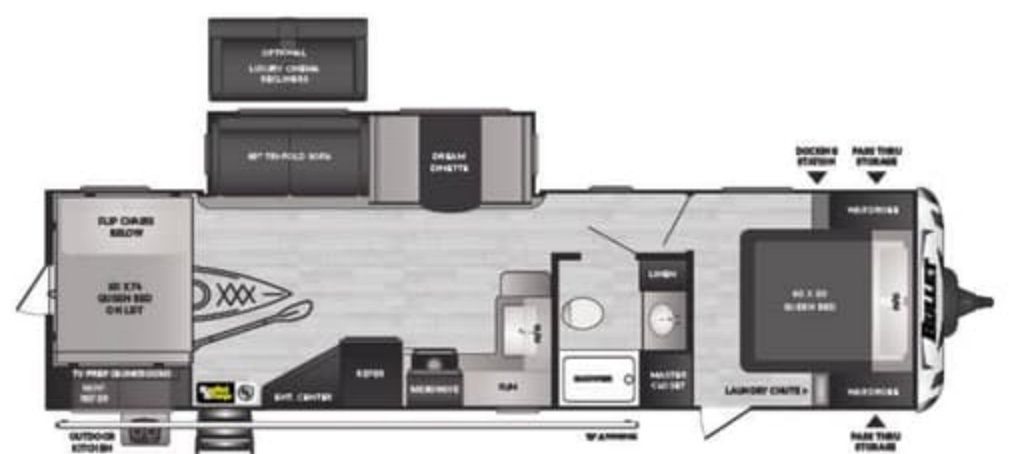
287QBS | Quad bunkroom, super slide, outside kitchen
WEIGHT 6018 LENGTH 33' 10"



290BHS | Double bunks, super slide, outside kitchen
WEIGHT 6035 LENGTH 33' 9"



291RLS | Rear living, super slide
WEIGHT 6078 LENGTH 33' 11"

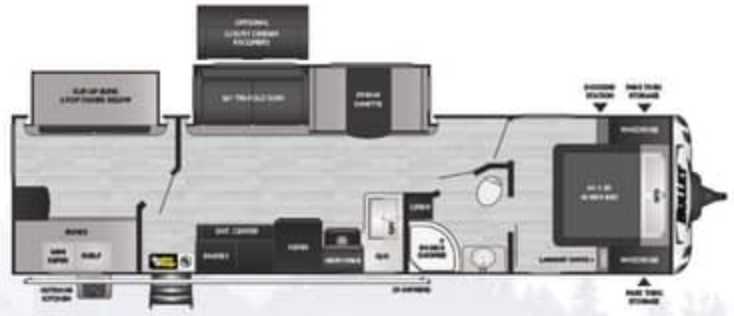


NEW! **312BHS** | 2 queen beds, bed lift w/ exterior access
WEIGHT TBD LENGTH 35' 9"

BULLET | EASTERN TRAVEL TRAILER FLOORPLANS



330BHS | Double bunks, 1 1/2 baths, island kitchen
WEIGHT 7278 LENGTH 37' 8"



331BHS | Bunkroom w/ slide, super slide, outside kitchen
WEIGHT 6898 LENGTH 37' 6"

PREMIER | TRAVEL TRAILER FLOORPLANS



19FBPR | Rear bath, dinette slide
WEIGHT 4585 LENGTH 24' 3"



23RBPR | Rear bath, dinette slide, outside kitchen
WEIGHT 5440 LENGTH 27' 6"

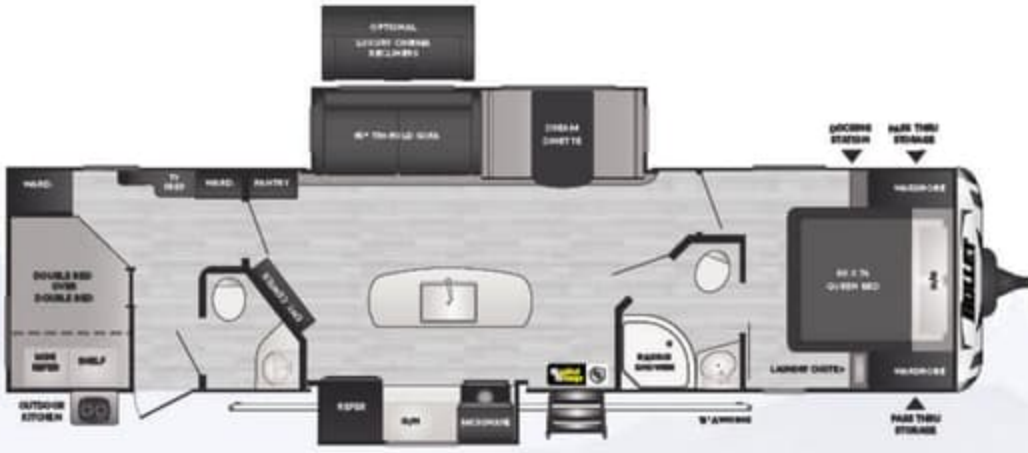


NEW!
25FKPR | Rear king bed slide, front kitchen
WEIGHT TBD LENGTH 30' 10"

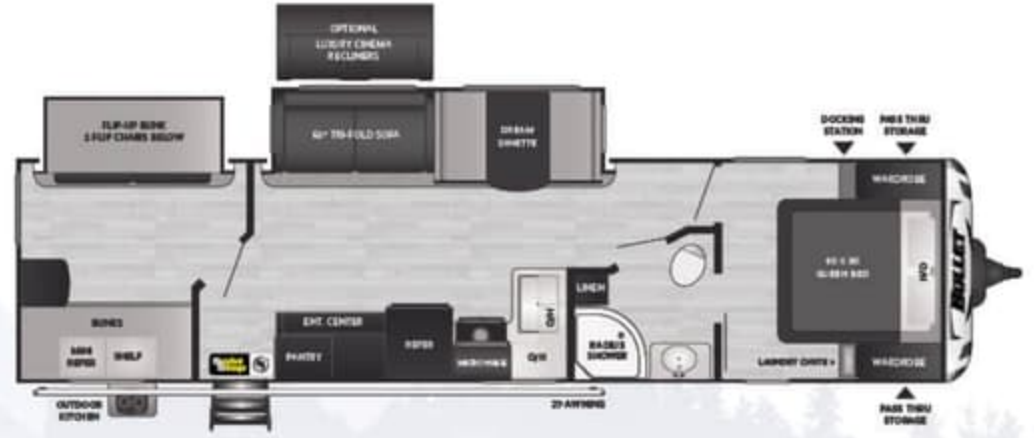


NEW!
25RKPR | Rear kitchen, outside kitchen
WEIGHT TBD LENGTH 29' 11"

BULLET | EASTERN TRAVEL TRAILER FLOORPLANS



330BHS | Double bunks, 1 1/2 baths, island kitchen
WEIGHT 7278 LENGTH 37' 8"



331BHS | Bunkroom w/ slide, super slide, outside kitchen
WEIGHT 6898 LENGTH 37' 6"

PREMIER | TRAVEL TRAILER FLOORPLANS



19FBPR | Rear bath, dinette slide
WEIGHT 4585 LENGTH 24' 3"



23RBPR | Rear bath, dinette slide, outside kitchen
WEIGHT 5440 LENGTH 27' 6"



NEW!
25FKPR | Rear king bed slide, front kitchen
WEIGHT TBD LENGTH 30' 10"



NEW!
25RKPR | Rear kitchen, outside kitchen
WEIGHT TBD LENGTH 29' 11"



26RBPR | Rear bath, island kitchen, outside kitchen
WEIGHT 6438 LENGTH 32' 0"



29BHPR | Double bunks, super slide, outside kitchen
WEIGHT 6244 LENGTH 33' 4"



29RKPR | Rear kitchen, super slide, outside kitchen
WEIGHT 6412 LENGTH 35' 11"



30RIPR | Rear living, island kitchen, outside entertainment
WEIGHT 7140 LENGTH 35' 11"



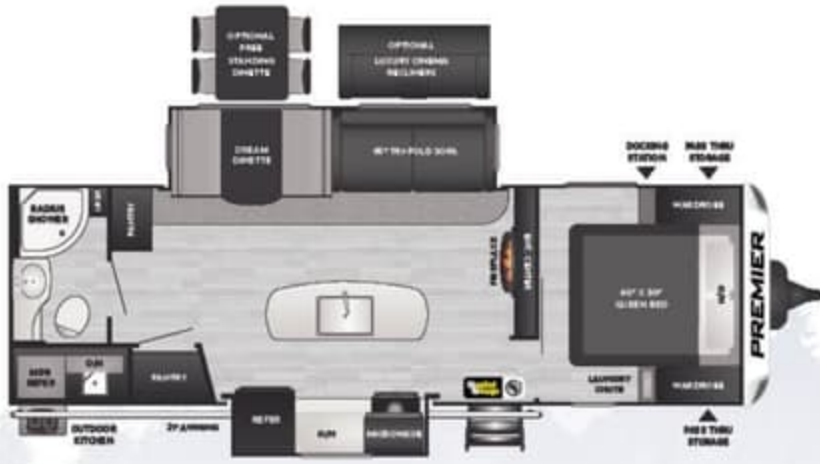
34BIPR | Bunkroom w/slide, island kitchen
WEIGHT 7587 LENGTH 38' 1"



34RIPR | Rear living, island kitchen, bed slide
WEIGHT 7741 LENGTH 38' 3"

SCAN HERE TO
LEARN MORE





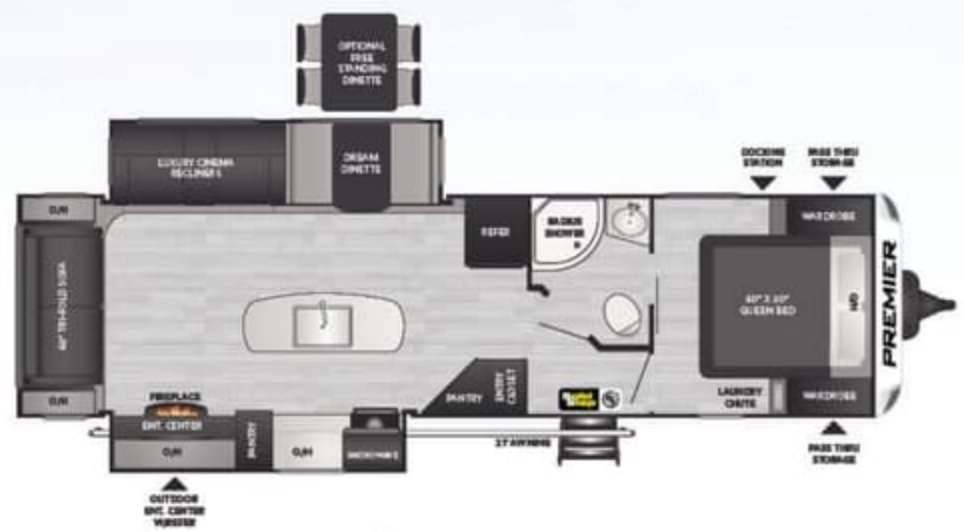
26RBPR | Rear bath, island kitchen, outside kitchen
WEIGHT 6438 LENGTH 32' 0"



29BHPR | Double bunks, super slide, outside kitchen
WEIGHT 6244 LENGTH 33' 4"



29RKPR | Rear kitchen, super slide, outside kitchen
WEIGHT 6412 LENGTH 35' 11"



30RIPR | Rear living, island kitchen, outside entertainment
WEIGHT 7140 LENGTH 35' 11"



34BIPR | Bunkroom w/slide, island kitchen
WEIGHT 7587 LENGTH 38' 1"



34RIPR | Rear living, island kitchen, bed slide
WEIGHT 7741 LENGTH 38' 3"

SCAN HERE TO LEARN MORE



CROSSFIRE TRAVEL TRAILERS

MODEL	WEIGHT	CARRYING CAPACITY	HITCH WEIGHT	FRESH WATER**	WASTE WATER	GRAY WATER	LPG	LENGTH*	WIDTH	HEIGHT	AWNING
1700BH	3597	1103	375	43	30	30	40	21' 4"	8'	10' 4"	11'
1800RB	3542	858	480	43	30	30	40	21' 4"	8'	10' 5"	11'
1850RB	4024	676	430	43	30	30	40	22' 4"	8'	10' 10"	11'
1900RD	3639	1061	490	43	30	30	40	21' 11"	8'	10' 5"	11'
2200BH	4328	1972	425	43	30	30	40	25' 4"	8'	10' 4"	15'
2430BH	5036	1464	615	43	30	30	40	28' 3"	8'	10' 8"	19'
2500RK	5505	1995	660	43	30	60	40	29' 11"	8'	10' 8"	19'
2730BH	5431	2169	630	43	30	30	40	31' 2"	8'	10' 8"	15'

BULLET EASTERN TRAVEL TRAILERS

MODEL	WEIGHT	CARRYING CAPACITY	HITCH WEIGHT	FRESH WATER**	WASTE WATER	GRAY WATER	LPG	LENGTH*	WIDTH	HEIGHT	AWNING
221RBS	4849	1551	545	43	30	30	40	26' 8"	8'	10' 8"	15'
250BHS	5459	1941	715	43	30	60	40	29' 8"	8'	10' 8"	19'
258RKS	5509	2091	650	43	30	60	40	29' 11"	8'	10' 8"	19'
261RBS	5634	1966	600	43	30	60	40	31' 0"	8'	10' 8"	19'
287QBS	6018	1582	735	43	30	30	40	33' 10"	8'	10' 8"	15'
290BHS	6035	1565	705	43	30	60	40	33' 9"	8'	10' 8"	21'
291RLS	6078	1522	700	43	30	30	40	33' 11"	8'	10' 8"	19'
312BHS	TBD	TBD	TBD	43	30	30	40	35' 9"	8'	10' 11"	21'
330BHS	7278	1322	800	43	60	30	40	37' 8"	8'	10' 11"	19'
331BHS	6898	2302	790	43	30	30	40	37' 6"	8'	10' 11"	21'

PREMIER TRAVEL TRAILERS

MODEL	WEIGHT	CARRYING CAPACITY	HITCH WEIGHT	FRESH WATER**	WASTE WATER	GRAY WATER	LPG	LENGTH*	WIDTH	HEIGHT	AWNING
19FBPR	4585	1915	480	43	30	30	40	24' 3"	8'	11' 0"	12'
23RBPR	5440	1560	655	43	30	60	40	27' 6"	8'	11' 0"	15'
25FKPR	TBD	TBD	TBD	43	30	60	40	30' 10"	8'	11' 0"	15'
25RKPR	TBD	TBD	TBD	43	30	60	40	29' 11"	8'	11' 0"	15'
26RBPR	6438	1062	755	43	30	60	40	32' 0"	8'	11' 0"	21'
29BHPR	6244	1356	745	43	30	60	40	33' 4"	8'	11' 1"	21'
29RKPR	6412	1188	685	43	30	60	40	34' 5"	8'	11' 1"	21'
30RIPR	7140	1060	865	43	30	60	40	35' 11"	8'	11' 2"	21'
34BIPR	7587	1813	975	43	30	30	40	38' 1"	8'	11' 4"	19'
34RIPR	7741	1659	980	43	30	60	40	38' 3"	8'	11' 4"	12'

DISCLAIMER: Product information is as accurate as possible as of the date of publication of this brochure. All features, floor plans, and specifications in this brochure are subject to change without notice. Please also consult Keystone's web site at www.keystonerv.com for more current product information and specifications. Tow Vehicle Disclaimer. CAUTION: Owners of Keystone recreational vehicles are solely responsible for the selection and proper use of tow vehicles. All customers should consult with a motor vehicle manufacturer or their dealer concerning the purchase and use of suitable tow vehicles for Keystone products. Keystone disclaims any liability or damages suffered as a result of the selection, operation, use or misuse of a tow vehicle. KEYSTONE'S LIMITED WARRANTY DOES NOT COVER DAMAGE TO THE RECREATIONAL VEHICLE OR THE TOW VEHICLE AS A RESULT OF THE SELECTION, OPERATION, USE OR MISUSE OF THE TOW VEHICLE. *Length is defined as the distance from the centerline of hitch pin/coupler to rear bumper of trailer. **Fresh water includes water heater capacity. Please review owner's manual prior to purchase for more information on service warranties, extended use, towing and maintenance. Owner's manuals can be found at keystonerv.com.

**SCAN HERE TO
LEARN MORE**

KEYSTONE
RV COMPANY

CAMP BETTER

CROSSFIRE TRAVEL TRAILERS

MODEL	WEIGHT	CARRYING CAPACITY	HITCH WEIGHT	FRESH WATER**	WASTE WATER	GRAY WATER	LPG	LENGTH*	WIDTH	HEIGHT	AWNING
1700BH	3597	1103	375	43	30	30	40	21' 4"	8'	10' 4"	11'
1800RB	3542	858	480	43	30	30	40	21' 4"	8'	10' 5"	11'
1850RB	4024	676	430	43	30	30	40	22' 4"	8'	10' 10"	11'
1900RD	3639	1061	490	43	30	30	40	21' 11"	8'	10' 5"	11'
2200BH	4328	1972	425	43	30	30	40	25' 4"	8'	10' 4"	15'
2430BH	5036	1464	615	43	30	30	40	28' 3"	8'	10' 8"	19'
2500RK	5505	1995	660	43	30	60	40	29' 11"	8'	10' 8"	19'
2730BH	5431	2169	630	43	30	30	40	31' 2"	8'	10' 8"	15'

BULLET EASTERN TRAVEL TRAILERS

MODEL	WEIGHT	CARRYING CAPACITY	HITCH WEIGHT	FRESH WATER**	WASTE WATER	GRAY WATER	LPG	LENGTH*	WIDTH	HEIGHT	AWNING
221RBS	4849	1551	545	43	30	30	40	26' 8"	8'	10' 8"	15'
250BHS	5459	1941	715	43	30	60	40	29' 8"	8'	10' 8"	19'
258RKS	5509	2091	650	43	30	60	40	29' 11"	8'	10' 8"	19'
261RBS	5634	1966	600	43	30	60	40	31' 0"	8'	10' 8"	19'
287QBS	6018	1582	735	43	30	30	40	33' 10"	8'	10' 8"	15'
290BHS	6035	1565	705	43	30	60	40	33' 9"	8'	10' 8"	21'
291RLS	6078	1522	700	43	30	30	40	33' 11"	8'	10' 8"	19'
312BHS	TBD	TBD	TBD	43	30	30	40	35' 9"	8'	10' 11"	21'
330BHS	7278	1322	800	43	60	30	40	37' 8"	8'	10' 11"	19'
331BHS	6898	2302	790	43	30	30	40	37' 6"	8'	10' 11"	21'

PREMIER TRAVEL TRAILERS

MODEL	WEIGHT	CARRYING CAPACITY	HITCH WEIGHT	FRESH WATER**	WASTE WATER	GRAY WATER	LPG	LENGTH*	WIDTH	HEIGHT	AWNING
19FBPR	4585	1915	480	43	30	30	40	24' 3"	8'	11' 0"	12'
23RBPR	5440	1560	655	43	30	60	40	27' 6"	8'	11' 0"	15'
25FKPR	TBD	TBD	TBD	43	30	60	40	30' 10"	8'	11' 0"	15'
25RKPR	TBD	TBD	TBD	43	30	60	40	29' 11"	8'	11' 0"	15'
26RBPR	6438	1062	755	43	30	60	40	32' 0"	8'	11' 0"	21'
29BHPR	6244	1356	745	43	30	60	40	33' 4"	8'	11' 1"	21'
29RKPR	6412	1188	685	43	30	60	40	34' 5"	8'	11' 1"	21'
30RIPR	7140	1060	865	43	30	60	40	35' 11"	8'	11' 2"	21'
34BIPR	7587	1813	975	43	30	30	40	38' 1"	8'	11' 4"	19'
34RIPR	7741	1659	980	43	30	60	40	38' 3"	8'	11' 4"	12'

DISCLAIMER: Product information is as accurate as possible as of the date of publication of this brochure. All features, floor plans, and specifications in this brochure are subject to change without notice. Please also consult Keystone's web site at www.keystonerv.com for more current product information and specifications. Tow Vehicle Disclaimer. CAUTION: Owners of Keystone recreational vehicles are solely responsible for the selection and proper use of tow vehicles. All customers should consult with a motor vehicle manufacturer or their dealer concerning the purchase and use of suitable tow vehicles for Keystone products. Keystone disclaims any liability or damages suffered as a result of the selection, operation, use or misuse of a tow vehicle. KEYSTONE'S LIMITED WARRANTY DOES NOT COVER DAMAGE TO THE RECREATIONAL VEHICLE OR THE TOW VEHICLE AS A RESULT OF THE SELECTION, OPERATION, USE OR MISUSE OF THE TOW VEHICLE. *Length is defined as the distance from the centerline of hitch pin/coupler to rear bumper of trailer. **Fresh water includes water heater capacity. Please review owner's manual prior to purchase for more information on service warranties, extended use, towing and maintenance. Owner's manuals can be found at keystonerv.com.

SCAN HERE TO LEARN MORE



LAUNCHING AS STANDARD EQUIPMENT ON ALL KEYSTONE
TRAVEL TRAILERS AND FIFTH WHEELS, FALL 2021

SOLAR
FLEX



**TAKE CHARGE
OF HOW
YOU CAMP**

The Solar Energy System You've Been Waiting For

Impossibly versatile, exceptionally designed, SolarFlex is shattering customers' expectations of factory-installed solar power. SolarFlex eliminates the guesswork to deliver affordable, high quality solar energy systems.

Bullet offers SolarFlex 200 as standard, with the option to upgrade to SolarFlex 400i.



Learn more about the
SolarFlex difference and
packages now available.

PRINT 10.2021



KEYSTONE
RV COMPANY

CAMP BETTER

LAUNCHING AS STANDARD EQUIPMENT ON ALL KEYSTONE
TRAVEL TRAILERS AND FIFTH WHEELS, FALL 2021

SOLAR
FLEX

**TAKE CHARGE
OF HOW
YOU CAMP**

The Solar Energy System You've Been Waiting For

Impossibly versatile, exceptionally designed, SolarFlex is shattering customers' expectations of factory-installed solar power. SolarFlex eliminates the guesswork to deliver affordable, high quality solar energy systems.

Bullet offers SolarFlex 200 as standard, with the option to upgrade to SolarFlex 400i.



Learn more about the
SolarFlex difference and
packages now available.

PRINT 10.2021



KEYSTONE
RV COMPANY

CAMP BETTER