

AT THE END OF THE TRAIL,  
PARADISE AWAITS



**TRAIL RUNNER**

 BROUGHT TO YOU BY  
**HEARTLAND**

AT THE END OF THE TRAIL,  
PARADISE AWAITS



**TRAIL RUNNER**

BROUGHT TO YOU BY  
**HEARTLAND**

# TOP 5 EXTERIOR FEATURES

- 1 | Secure step entry steps with extra large handle
- 2 | Griddle with metal countertops in all outside kitchens - More versatile than two burner stove
- 3 | Hybrid Aluminum Front Profile - Aerodynamic radius front cage structure for better wind and water deflection, adding strength and reduces tongue weight
- 4 | Mammoth Storage - Industry leading 57 cu. Ft. Pass Thru Storage
- 5 | Slide Topper Prep and Tire Pressure Monitoring System Prep Allowing for Easy Customer Upgrades



**TR 211RD**

**LENGTH - 25'8-1/2" | HEIGHT - 11'0" | HITCH - 626 LBS.**  
**DRY - 4,278 LBS. | GVWR - 7,626 LBS. | SLEEP CAPACITY - 3-4**



**TR 251BH**

**LENGTH - 29'6-1/2" | HEIGHT - 11'2" | HITCH - 558 LBS.**  
**DRY - 4,936 LBS. | GVWR - 6,900 LBS. | SLEEP CAPACITY - 7-8**



**TR 255RL**

**LENGTH - 26'9" | HEIGHT - 11'2" | HITCH - 664 LBS.**  
**DRY - 5,616 LBS. | GVWR - 7,664 LBS. | SLEEP CAPACITY - 5-6**



**TR 27RKS**

**LENGTH - 33'11" | HEIGHT - 11'2" | HITCH - 774 LBS.**  
**DRY - 6,392 LBS. | GVWR - 9,574 LBS. | SLEEP CAPACITY - 5-6**



**TR 30RBK**

**LENGTH - 35'5" | HEIGHT - 11'2" | HITCH - 750 LBS.**  
**DRY - 6,970 LBS. | GVWR - 9,000 LBS. | SLEEP CAPACITY - 7-8**

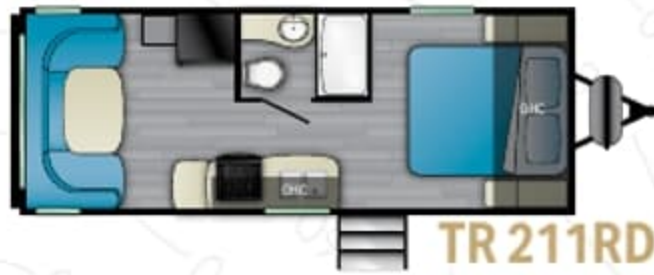


**TR 31DB**

**LENGTH - 36'11" | HEIGHT - 11'2" | HITCH - 842 LBS.**  
**DRY - 7,040 LBS. | GVWR - 9,642 LBS. | SLEEP CAPACITY - 7-8**

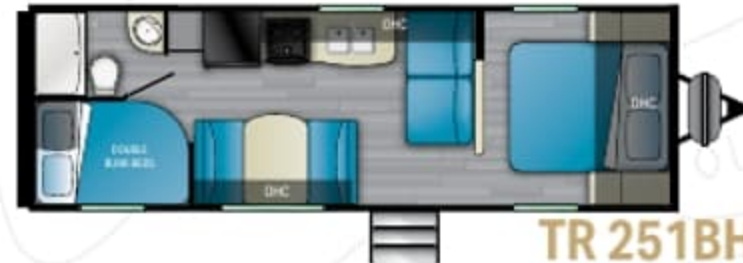
# TOP 5 EXTERIOR FEATURES

- 1 | Secure step entry steps with extra large handle
- 2 | Griddle with metal countertops in all outside kitchens - More versatile than two burner stove
- 3 | Hybrid Aluminum Front Profile - Aerodynamic radius front cage structure for better wind and water deflection, adding strength and reduces tongue weight
- 4 | Mammoth Storage - Industry leading 57 cu. Ft. Pass Thru Storage
- 5 | Slide Topper Prep and Tire Pressure Monitoring System Prep Allowing for Easy Customer Upgrades



**TR 211RD**

LENGTH - 25' 8-1/2" | HEIGHT - 11' 0" | HITCH - 626 LBS.  
 DRY - 4,278 LBS. | GVWR - 7,626 LBS. | SLEEP CAPACITY - 3-4



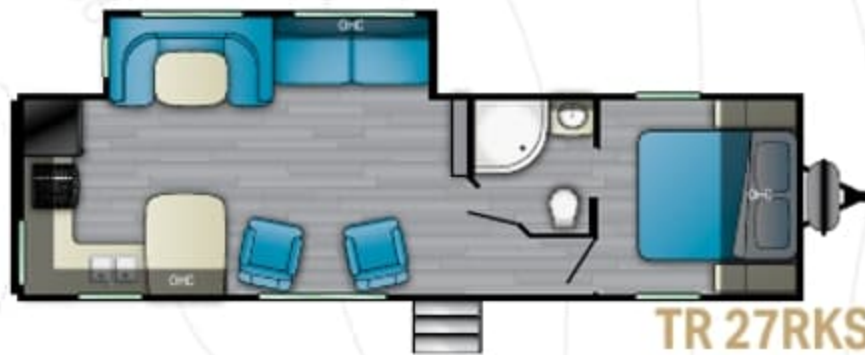
**TR 251BH**

LENGTH - 29' 6-1/2" | HEIGHT - 11' 2" | HITCH - 558 LBS.  
 DRY - 4,936 LBS. | GVWR - 6,900 LBS. | SLEEP CAPACITY - 7-8



**TR 255RL**

LENGTH - 26' 9" | HEIGHT - 11' 2" | HITCH - 664 LBS.  
 DRY - 5,616 LBS. | GVWR - 7,664 LBS. | SLEEP CAPACITY - 5-6



**TR 27RKS**

LENGTH - 33' 11" | HEIGHT - 11' 2" | HITCH - 774 LBS.  
 DRY - 6,392 LBS. | GVWR - 9,574 LBS. | SLEEP CAPACITY - 5-6



**TR 30RBK**

LENGTH - 35' 5" | HEIGHT - 11' 2" | HITCH - 750 LBS.  
 DRY - 6,970 LBS. | GVWR - 9,000 LBS. | SLEEP CAPACITY - 7-8



**TR 31DB**

LENGTH - 36' 11" | HEIGHT - 11' 2" | HITCH - 842 LBS.  
 DRY - 7,040 LBS. | GVWR - 9,642 LBS. | SLEEP CAPACITY - 7-8

## TOP 5 INTERIOR FEATURES

- 1 | Roller shades in main living area
- 2 | Woven flooring in all slide rooms – No more carpet
- 3 | Master Suite - Residential 60" x 80" queen bed , oversized wardrobes, built in CPAP storage, and wireless cell charging stations
- 4 | 12 Volt Residential Refrigerators
- 5 | Upgraded pressed counters in all kitchens



**TR 261BHS**

LENGTH - 30' 5" | HEIGHT - 11' 2" | HITCH - 748 LBS.  
 DRY - 5,672 LBS. | GVWR - 7,600 LBS. | SLEEP CAPACITY - 7-8



**TR 321BHQB**

LENGTH - 35' 11" | HEIGHT - 11' 2" | HITCH - TBD LBS.  
 DRY - TBD LBS. | GVWR - TBD LBS. | SLEEP CAPACITY - 9+



# TOP 5 INTERIOR FEATURES

- 1 | Roller shades in main living area
- 2 | Woven flooring in all slide rooms – No more carpet
- 3 | Master Suite - Residential 60" x 80" queen bed , oversized wardrobes, built in CPAP storage, and wireless cell charging stations
- 4 | 12 Volt Residential Refrigerators
- 5 | Upgraded pressed counters in all kitchens



**TR 261BHS**

**LENGTH - 30' 5" | HEIGHT - 11' 2" | HITCH - 748 LBS.**  
**DRY - 5,672 LBS. | GVWR - 7,600 LBS. | SLEEP CAPACITY - 7-8**



**TR 321BHQB**

**LENGTH - 35' 11" | HEIGHT - 11' 2" | HITCH - TBD LBS.**  
**DRY - TBD LBS. | GVWR - TBD LBS. | SLEEP CAPACITY - 9+**



# TRAIL RUNNER

## TRAIL RUNNER VALUE PACKAGE:

- LED Interior Lights
- EZ Lube Dexter Axles
- Radial Tires
- Blue LED Lighted Exterior Speakers
- Stainless Steel Appliances
- Microwave
- Flip Down Jack Knife Sofa
- Designer Light Over Dinette
- AM/FM Stereo with Bluetooth Hookup
- Cable TV Hookup
- TV Antenna with Signal Booster
- USB Charging Port
- 13.5 K BTU Double Ducted A/C
- 30K BTU Furnace Ball Bearing Drawer Guides

## TRAIL RUNNER CONVENIENCE PACKAGE:

- Power Awning With LED Light Strip
- Exterior Shower
- 2 Sets of Power Stabilizer Jacks
- Black Tank Flush
- Heated and Enclosed Underbelly
- Night Shades

## HEATING AND COOLING UPGRADES:

- 15,000 A/C BTU IPO 13,500 A/C
- 50 AMP SVC W/ 2nd A/C prep (N/A 211RD, 251BH, 252BH, and 261BH)
- 2nd A/C - (N/A 211RD, 251BH, and 261BHS)

- Finished Drawer Boxes
- ABS Tub and Shower Surround
- Designer Shower Curtain
- Gas / Electric DSI Water Heater
- 20# LP Bottles with Auto Change Over
- Finished Pass Through Storage
- XL Entry Grab Handle
- Diamond Plate Stone Guard
- Wood Pocket Door Enclosures in Bedroom & Bunk Room
- Flush Floor Deep Slides
- LED Light Strip Above Slide Fascia
- Electric Rack and Pinion S/O Systems
- Flip Down Secure Step
- Blue LED Lighted Exterior Undercarriage

## INTERIOR OPTIONS:

- 32" Flat Screen TV (N/A 28RE, 211RD, 251BH)
- 39" Flat Screen TV (Standard on 255RL and 321BHQB only)
- Rear Dinette IPO Bunk (30USBH Only)
- Tri Fold Sleeper Sofa (Standard on 255RL N/A on 211RD & 251BH)

## EXTERIOR OPTIONS:

- Spare Tire and Carrier
- Power Tongue Jack

## SPECIAL FEATURES



Mammoth Storage



Oversized wardrobes

## INTERIOR DECOR HORIZON



## VISIT US ONLINE



For more information and to take a virtual walk-through, visit [www.heartlandrvs.com](http://www.heartlandrvs.com)

Your authorized Heartland dealer:



# TRAIL RUNNER

## TRAIL RUNNER VALUE PACKAGE:

- LED Interior Lights
- EZ Lube Dexter Axles
- Radial Tires
- Blue LED Lighted Exterior Speakers
- Stainless Steel Appliances
- Microwave
- Flip Down Jack Knife Sofa
- Designer Light Over Dinette
- AM/FM Stereo with Bluetooth Hookup
- Cable TV Hookup
- TV Antenna with Signal Booster
- USB Charging Port
- 13.5 K BTU Double Ducted A/C
- 30K BTU Furnace Ball Bearing Drawer Guides

## TRAIL RUNNER CONVENIENCE PACKAGE:

- Power Awning With LED Light Strip
- Exterior Shower
- 2 Sets of Power Stabilizer Jacks
- Black Tank Flush
- Heated and Enclosed Underbelly
- Night Shades

## HEATING AND COOLING UPGRADES:

- 15,000 A/C BTU IPO 13,500 A/C
- 50 AMP SVC W/ 2nd A/C prep (N/A 211RD, 251BH, 252BH, and 261BH)
- 2nd A/C - (N/A 211RD, 251BH, and 261BHS)

- Finished Drawer Boxes
- ABS Tub and Shower Surround
- Designer Shower Curtain
- Gas / Electric DSI Water Heater
- 20# LP Bottles with Auto Change Over
- Finished Pass Through Storage
- XL Entry Grab Handle
- Diamond Plate Stone Guard
- Wood Pocket Door Enclosures in Bedroom & Bunk Room
- Flush Floor Deep Slides
- LED Light Strip Above Slide Fascia
- Electric Rack and Pinion S/O Systems
- Flip Down Secure Step
- Blue LED Lighted Exterior Undercarriage

## INTERIOR OPTIONS:

- 32" Flat Screen TV (N/A 28RE, 211RD, 251BH)
- 39" Flat Screen TV (Standard on 255RL and 321BHQB only)
- Rear Dinette IPO Bunk (30USBH Only)
- Tri Fold Sleeper Sofa (Standard on 255RL N/A on 211RD & 251BH)

## EXTERIOR OPTIONS:

- Spare Tire and Carrier
- Power Tongue Jack

## SPECIAL FEATURES



Mammoth Storage



Oversized wardrobes

## INTERIOR DECOR HORIZON



## VISIT US ONLINE



For more information and to take a virtual walk-through, visit [www.heartlandrvs.com](http://www.heartlandrvs.com)

Your authorized Heartland dealer:

