



E-trek


E-trek




Travel Capacity	Seven
Sleeping Capacity	Four
Dining	Front & rear
Engine	3.0 L CRD V6 turbo diesel BlueTec®
Solar Panel	240 W
Batteries	Eight 6 V, 9,600 W
Water Capacity	
Fresh	125 L/33 U.S. gal.
Black	40 L/10 U.S. gal.
Gray	80 L/21 U.S. gal.
Tow Weight	7,000 lbs. (3,200 kg)
Tongue Weight	750 lbs. (340 kg)
Extended RV Warranty	6 year unlimited mileage/km limited warranty covering the manufacture of the motorhome, appliances, electronics, plumbing and batteries (excludes chassis)

Interior Color Options

Cabinetry



Cherry



Bamboo



Ebony

Main & Accent Fabric




Tan




Platinum/Onyx


Leather Seating



Tan



Platinum



Onyx


Exterior Paint Options




White




Midnight Black



Silver Ice



Champagne Pearl



Charcoal Gray



Ruby Red Metallic


The eco-conscious travel companion

The environmentally conscious E-trek is packed with all the luxury and functionality you could ever imagine in a motorhome. Giving you the best of both worlds, the E-trek uses diesel as its primary fuel source to provide you the comfort of heat and hot water while a 240 W solar charging system helps to offset power use to reduce your carbon emissions. Our commitment to the environment, technology and functionality in a motorhome is evident throughout the entire design of the E-trek. It's more than a vacation getaway, it's a lifestyle.



Features

- Includes a 240 W solar panel and eight 6 V auxiliary AGM batteries
- Expansive galley features an induction cooktop and instant hot water system
- Diesel powered water heater and furnace combination
- Panoramic windows from front to rear





Specifications

Exterior length	22' 9" (6,945 mm)
Exterior width (without mirrors)	6' 8" (2,025 mm)
Interior aisle width	28" (710 mm)
Exterior height (with roof AC)	9' 7" (2,920 mm)
Interior standing height	6' 3" (1,910 mm)
Wheelbase	170" (4,325 mm)
Gross vehicle weight rating	11,030 lbs. (5,003 kg)
Occupant & cargo carrying capacity*	2,500 lbs. (1,150 kg)
Gross combined weight rating*	15,250 lbs. (6,915 kg)
Towing – tow weight*	7,000 lbs. (3,200 kg)
Towing – tongue weight*	750 lbs. (340 kg)
Fuel type	Diesel
Fresh water capacity	125 L/33 U.S. gal.
Black holding tank capacity	40 L/10 U.S. gal.
Gray holding tank capacity	80 L/21 U.S. gal.
Storage capacity (with options)	1,430 L/51 cu. ft. (2,410 L/85 cu. ft.)
Rear king sleeping maximum (width x length)	69" x 78" (1,750 mm x 1,980 mm)
Rear twin bed sleeping (width x length)	25" x 78" (635 mm x 1,980 mm)
Front single bed (width x length)	22" x 76" (560 mm x 1,930 mm) – optional feature

* Refer to www.roadtrek.com for more details.

Extended RV Warranty

6 year unlimited mileage/km limited warranty covering the manufacture of the motorhome, appliances, electronics, plumbing and batteries (excludes chassis).

Chassis Warranty

3 year/36,000 mile or 60,000 km base limited warranty and 5 year/100,000 mile or 160,000 km limited diesel engine components warranty as offered by Mercedes. Refer to chassis manufacturers' website for details.

Roadtrek Motorhomes Inc. reserves the right to make changes at any time, without notice, in colors, materials, equipment, specifications and models. This information is intended as a guide only; please visit www.roadtrek.com for a complete list of specifications and options. Some motorhomes may be shown with equipment that is optional. Accessories shown in the photography are not included.

Coach Features

	Standard	Optional
Air conditioner – 110 V, 11,000 BTU roof mount	X	
Armoire – with adjustable shelves & drawers; interchangeable with right captain seat		X
Awning – 13' 2" (4,000 mm) power awning	X	
Bathroom – permanently enclosed with sink & shower	X	
Batteries – eight 6 V, 9,600 W	X	
Cabinet – permanent wardrobe – replaces driver side 2 nd row seat		X
Connection – external – 110 V with detachable power cord (30 AMP)	X	
Detectors – smoke & CO	X	
Furnace – combination furnace/water heater, 16,000 BTU	X	
Generator/alternator – engine mounted 24 V 3,500 W	X	
Home theater system with 5.1 surround sound & dual center speakers with DVD, CD, AM/FM radio, dual use rear speakers	X	
Mattress – single folding for 1 st & 2 nd row seats		X
Microwave oven – 110 V convection, 28 L/1.0 cu. ft., 1,800 W convection/1,000 W microwave	X	
Monitor panel – water & battery charge levels, battery disconnect surge protection & power monitoring on control panel	X	
Power inverter – 24/110 V, 5,000 W	X	
Rear power sofa – faux leather	X	
Refrigerator – 12 V/110 V compressor driven with thermostat, 3.6 cu. ft.	X	
Screen package – rear doors only		X
Sewage disposal system – 12 V macerator sewage pump	X	
Solar charging system – daylight – 240 W with charge controller	X	
Stove – 110 V flush-mounted one burner inductive cooktop	X	
TV – 22" HD flat screen on rotating bracket with remote		X
Water heater – combination water heater/furnace, 110 V, 9 L/2.5 U.S. gal.	X	
Water system – on demand 12 V with water pump	X	

Chassis Features

	Standard	Optional
Airbag – driver & passenger	X	
Alternator – 14 V/220 AMP	X	
Axle – rear – 3.92 (USA) 4.18 (CAN) ratio	X	
Battery – 760 AMP	X	
Brakes – anti-lock (ABS), four wheel disc	X	
Camera – rearview backup	X	
Climate control – electronic with glove box cooler	X	
Cooling – transmission oil – external	X	
Cruise control	X	
Engine – 3.0 L CRD V6 turbo diesel BlueTec®	X	
Headlights – automatic on/off	X	
Luxury chassis OEM option package		X
Power – 140 kW/188 HP	X	
Radio – Mercedes Becker Map Pilot Navigation System with Bluetooth & on-dash keypad, audio 15 FM/AM, aux-in, USB	X	
Receiver – Class III	X	
Stability program – adaptive (accounts for load)	X	
Theft deterrent system	X	
Tilt steering	X	
Tire storage – vehicle underside between axles	X	
Tires – LT215/85R16E black wall dual rear	X	
Torque – 440 Nm/325 lb.-ft.	X	
Traction control	X	
Transmission – automatic 5-speed heavy duty	X	
Wheels – 16" aluminum polished with steel spare		X
Window operation – power; front doors only	X	
Wiring harness for towing – E40 wire harness & 7 pin connector	X	
XL Package - 18" extended chassis at rear		X

Find Your Roadtrek



Connect With Us



Roadtrek Motorhomes Inc. 100 Shirley Avenue, Kitchener, ON Canada N2B 2E1 | Toll-free: 1.888.ROADTREK (762-3873) | Phone: 519.745.0711 | Fax: 519.745.1170

