



190 Popular


190 Popular




Travel Capacity	Six
Sleeping Capacity	Three
Dining	Front & rear
Engine	6.0 L SFI gas V8
Batteries	Two 6 V AGM, 2,400 W
Water Heater	Propane with bypass, 23 L/6 U.S. gal., 12,000 BTU
Water Capacity	
Fresh	115 L/31 U.S. gal.
Black	40 L/10 U.S. gal.
Gray	85 L/23 U.S. gal.
Tow Weight	8,200 lbs. (3,700 kg)
Tongue Weight	1,000 lbs. (450 kg)
RV Warranty	5 year unlimited mileage/ km, RV limited warranty covering the manufacture of the motorhome only (excludes chassis)

Interior Color Options


Cabinetry



Cherry



Ebony



Bamboo

Main & Accent Fabric



Tan




Onyx



Platinum


Leather Seating



Tan




Onyx



Platinum

Exterior Paint Options




White




Charcoal Gray



Brownstone Metallic



Silver Ice



Gray Metallic*

Your home away from home

The best vacations are a combination of excitement, adventure, rest and relaxation. With the 190 Popular, no longer do you need to sacrifice all the comforts and conveniences of home in order to achieve your dream vacation. The 190 Popular is the perfect mix of style and comfort with everything you need at your fingertips including a full-length wardrobe, ample storage, dining at the front, sleeping at the rear, and a well equipped galley. Whether you are headed away for a weekend escape, or have a longer vacation planned, the 190 Popular is the perfect way to get away from it all.



Features

- Galley features 3.0 cu. ft. refrigerator, microwave and two burner recessed stove
- Power sofa easily converts to a king or twin bed(s)
- Ample storage including full-length wardrobe
- Separate eating and sleeping areas



190 Popular

Specifications

Exterior length	20' 5" (6,220 mm)
Exterior width (without mirrors)	6' 7" (2,007 mm)
Interior aisle width	30" (760 mm)
Exterior height	8' 9" (2,660 mm)
Interior standing height	6' 1" (1,855 mm)
Wheelbase	155" (3,940 mm)
Gross vehicle weight rating	9,600 lbs. (4,355 kg)
Occupant & cargo carrying capacity*	2,000 lbs. (900 kg)
Gross combined weight rating*	16,000 lbs. (7,258 kg)
Towing – tow weight*	8,200 lbs. (3,700 kg)
Towing – tongue weight*	1,000 lbs. (450 kg)
Fuel type	Gas
Fresh water capacity	115 L/31 U.S. gal.
Black holding tank capacity	40 L/10 U.S. gal.
Gray holding tank capacity	85 L/23 U.S. gal.
Storage capacity (with options)	1,520 L/54 cu. ft. (1,680 L/59 cu. ft.)
Rear king sleeping maximum (width x length)	73" x 76" (1,855 mm x 1,930 mm)
Rear twin bed - Left (width x length)	27" x 76" (690 mm x 1,930 mm)
Rear twin bed - Right (width x length)	27" x 72" (690 mm x 1,830 mm)
Front single bed - Right (width x length)	22" x 74" (560 mm x 1,880 mm)

* Refer to www.roadtrek.com for more details.

RV Warranty

5 year unlimited mileage/km, RV limited warranty covering the manufacture of the motorhome only (excludes chassis).

Chassis Warranty

3 year/36,000 mile or 60,000 km limited "bumper to bumper" warranty and 5 year/100,000 mile or 160,000 km limited powertrain warranty as offered by General Motors. Refer to chassis manufacturers' website for details.

Roadtrek Motorhomes Inc. reserves the right to make changes at any time, without notice, in colors, materials, equipment, specifications and models. This information is intended as a guide only; please visit www.roadtrek.com for a complete list of specifications and options. Some motorhomes may be shown with equipment that is optional. Accessories shown in the photography are not included.

Coach Features

	Standard	Optional
40 th Anniversary package – mocha steel custom paint with tricoat crushed glass clear coat, Four Season RVing package, permanent bathroom package, bamboo cabinets, 3,000 W inverter/converter/charger/battery restorer, 225 W solar panel & charge controller, LED strip lighting, four 4,800 W batteries, 280 AMP engine generator, spare tire mounted underneath the unit, 2" increased headroom		X
Air conditioner – 110 V, 10,200 BTU	X	
Armoire – interchangeable with right lounge seat		X
Awning – 11' 6" (3,500 mm) power awning	X	
Bathroom – temporarily enclosed with bifold door	X	
Bathroom – permanently enclosed with sink & shower		X
Batteries – two 6 V AGM, 2,400 W	X	
Batteries – additional two 6 V AGM batteries		X
Connection – external – 110 V	X	
Detectors – smoke, propane & CO	X	
Furnace – propane automatic, 16,000 BTU	X	
Generator – conventional – gasoline with remote-start, 2.8 kW		X
Generator – under-hood		X
Home theater system – 5.1 surround sound & dual center speakers with DVD, CD, AM/FM radio, dual use rear speakers	X	
Mattress – single folding for 1 st & 2 nd row seats		X
Microwave oven – 110 V, 20 L/0.7 cu. ft., 700 W	X	
Monitor panel – water, propane & battery charge levels, battery disconnect & generator hour meter	X	
Power converter with charger – 110/12 V, 3-step 45 AMP charger	X	
Power inverter – 12/110 V, 750 W	X	
Propane tank – 38 L/10 U.S. gal., 45 lbs.	X	
Rear power sofa – fabric		X
Rear power sofa – faux leather		X
Refrigerator – 12 V/110 V propane, 3.0 cu. ft. with auto source selection	X	
Seats - passenger side 2 nd row captains seat		X
Screen package – side door windows, side door & rear door		X
Sewage disposal system – 12 V macerator sewage pump	X	
Solar charging system - daylight - 200 W with charge controller		X
Storage compartments (exterior) – two below floor	X	
Stove – propane; two burner recessed with flush cover	X	
TV – 22" HD flat screen on rotating bracket with remote		X
Water heater – propane with bypass, 23 L/6 U.S. gal., 12,000 BTU	X	
Water system – on demand 12 V with water pump	X	

Chassis Features

	Standard	Optional
Airbag – driver & passenger (with passenger on/off switch)	X	
Alternator – 145 AMP	X	
Axle – rear – 3.42 ratio	X	
Battery – 600 AMP	X	
Brakes – anti-lock (ABS), four wheel disc	X	
Camera – rearview backup	X	
Climate control	X	
Continental spare tire carrier		X
Cooling – transmission oil – external	X	
Cruise control	X	
Engine – 6.0 L SFI gas V8	X	
Fender flares		X
Headlights – automatic on/off	X	
Mirrors (exterior) – power, heated with convex OnStar®	X	X
Power – 224 kW/323 HP	X	
Radio – audio system with navigation, AM/FM stereo with MP3 compatible CD/DVD player & navigation, USB port, seek-and-scan, digital clock, auto-tone control, Radio Data System (RDS), speed-compensated volume & TheftLock®	X	
Receiver – Class IV	X	
Stability program	X	
Theft deterrent system	X	
Tilt steering	X	
Tire storage – rear storage area	X	
Tires – LT245/75R16E black wall	X	
Torque – 504 Nm/373 lb.-ft.	X	
Transmission – automatic 6-speed heavy duty	X	
Wheels – 16" aluminum polished with steel spare		X
Window operation – power; front doors only	X	
Wiring harness for towing – 4-way & 7-way connector	X	

Find Your Roadtrek



Connect With Us



Roadtrek Motorhomes Inc. 100 Shirley Avenue, Kitchener, ON Canada N2B 2E1 | Toll-free: 1.888.ROADTREK (762-3873) | Phone: 519.745.0711 | Fax: 519.745.1170





210 Popular

210 Popular




Travel Capacity	Five (USA)/Three (CAN)
Sleeping Capacity	Three
Dining	Front & rear
Engine	6.0 L SFI gas V8
Batteries	Two 6 V AGM, 2,400 W
Water Heater	Propane with bypass, 23 L/6 U.S. gal., 12,000 BTU
Water Capacity	
Fresh	135 L/36 U.S. gal.
Black	40 L/10 U.S. gal.
Gray	85 L/23 U.S. gal.
Tow Weight	7,650 lbs. (3,450 kg)
Tongue Weight	1,000 lbs. (450 kg)
RV Warranty	5 year unlimited mileage/ km, RV limited warranty covering the manufacture of the motorhome only (excludes chassis)

Interior Color Options

Cabinetry



Cherry



Ebony



Bamboo

Main & Accent Fabric



Tan



Onyx




Platinum


Leather Seating



Tan



Onyx



Platinum

Exterior Paint Options




White



Charcoal Gray



Brownstone Metallic



Silver Ice



Gray Metallic*

The ultimate fusion of design

A true Class B motorhome, the 210 Popular was crafted with care and precision. From front to rear you will find the 210 Popular has a spacious design and an abundance of storage so you'll never have to leave anything behind. The rear power sofa folds down into a luxurious king-size bed for two, with an additional sleeping area at the front for a third passenger. Experience diverse, exciting and beautiful locations with the 210 Popular, and fulfill all your travel dreams.



Features

- Expansive galley with a beautiful granite countertop, convection microwave oven, and a 5 cu. ft. refrigerator
- Automatic propane heating system
- Extensive storage capacity
- Comfortable and spacious permanent bathroom with stand-up shower
- Increased interior headroom



210 Popular

Specifications

Exterior length	21' 11" (6,680 mm)
Exterior width (without mirrors)	7' 4" (2,135 mm)
Interior aisle width	30" (760 mm)
Exterior height	8' 9" (2,660 mm)
Interior standing height	6' 2" (1,880 mm)
Wheelbase	155" (3,940 mm)
Gross vehicle weight rating	9,600 lbs. (4,355 kg)
Occupant & cargo carrying capacity*	1,450 lbs. (650 kg)
Gross combined weight rating*	16,000 lbs. (7,258 kg)
Towing – tow weight*	7,650 lbs. (3,450 kg)
Towing – tongue weight*	1,000 lbs. (450 kg)
Fuel type	Gas
Fresh water capacity	135 L/36 U.S. gal.
Black holding tank capacity	40 L/10 U.S. gal.
Gray holding tank capacity	85 L/23 U.S. gal.
Storage capacity (with options)	1,940 L/69 cu. ft. (2,040 L/72 cu. ft.)
Rear king sleeping maximum (width x length)	80" x 78" (2,030 mm x 1,980 mm)
Rear twin bed (width x length)	30" x 78" (760 mm x 1,980 mm)
Front single bed (width x length)	22" x 74" (560 mm x 1,880 mm)

* Refer to www.roadtrek.com for more details.

RV Warranty

5 year unlimited mileage/km, RV limited warranty covering the manufacture of the motorhome only (excludes chassis).

Chassis Warranty

3 year/36,000 mile or 60,000 km limited "bumper to bumper" warranty and 5 year/100,000 mile or 160,000 km limited powertrain warranty as offered by General Motors. Refer to chassis manufacturers' website for details.

Roadtrek Motorhomes Inc. reserves the right to make changes at any time, without notice, in colors, materials, equipment, specifications and models. This information is intended as a guide only; please visit www.roadtrek.com for a complete list of specifications and options. Some motorhomes may be shown with equipment that is optional. Accessories shown in the photography are not included.

Coach Features

	Standard	Optional
Air conditioner – 110 V, 10,200 BTU	X	
Armoire – interchangeable with right lounge seat		X
Awning – 11' 6" (3,500 mm) power awning	X	
Bathroom – permanently enclosed with sink & shower	X	
Batteries – two 6 V AGM, 2,400 W	X	
Batteries – additional two 6 V AGM batteries		X
Connection – external – 110 V	X	
Detectors – smoke, propane & CO	X	
Furnace – propane automatic, 16,000 BTU	X	
Generator – conventional – gasoline with remote-start, 2.8 kW		X
Generator – under-hood		X
Generator/alternator – engine mounted 12 V, 3,500 W		X
Home theater system with 5.1 surround sound & dual center speakers with DVD, CD, AM/FM radio, dual use rear speakers	X	
Mattress – single folding for 1 st & 2 nd row seats		X
Microwave oven – 110 V convection, 28 L/1.0 cu. ft., 1,800 W convection/1,000 W microwave	X	
Monitor panel – water, propane & battery charge levels, battery disconnect & generator hour meter	X	
Power converter with charger – 110/12 V, 3-step 45 AMP charger	X	
Power inverter – 12/110 V, 750 W	X	
Propane tank – 38 L/10 U.S. gal., 45 lbs.	X	
Rear power sofa – fabric		X
Rear power sofa – faux leather		X
Refrigerator – 12 V/110 V propane, 5.0 cu. ft. with auto source selection	X	
Seats – passenger side 2 nd row captain seats		X
Screen package – side door windows, side door & rear door		X
Sewage disposal system – 12 V macerator sewage pump	X	
Solar charging system - daylight - 200 W with charge controller		X
Storage compartments (exterior) – three below floor	X	
Stove – propane; two burner recessed with flush cover	X	
TV – 22" HD flat screen on rotating bracket with remote		X
Water heater – propane with bypass, 23 L/6 U.S. gal., 12,000 BTU	X	
Water system – on demand 12 V with water pump	X	

Chassis Features

	Standard	Optional
Airbag – driver & passenger (with passenger on/off switch)	X	
Alternator – 145 AMP	X	
Axle – rear – 3.42 ratio	X	
Battery – 600 AMP	X	
Brakes – anti-lock (ABS), four wheel disc	X	
Camera – rearview backup	X	
Climate control	X	
Continental spare tire carrier		X
Cooling – transmission oil – external	X	
Cruise control	X	
Engine – 6.0 L SFI gas V8	X	
Headlights – automatic on/off	X	
Mirrors (exterior) – power, heated with convex	X	
OnStar®		X
Power – 224 kW/323 HP	X	
Radio – audio system with navigation, AM/FM stereo with MP3 compatible CD/DVD player & navigation, USB port, seek-and-scan, digital clock, auto-tone control, Radio Data System (RDS), speed-compensated volume & TheftLock®		X
Receiver – Class IV	X	
Stability program	X	
Theft deterrent system	X	
Tilt steering	X	
Tire storage – rear storage area	X	
Tires – LT245/75R16E black wall	X	
Torque – 504 Nm/373 lb.-ft.	X	
Transmission – automatic 6-speed heavy duty	X	
Wheels – 16" aluminum polished with steel spare		X
Window operation – power; front doors only	X	
Wiring harness for towing – 4-way & 7-way connector	X	

Find Your Roadtrek



Connect With Us



Roadtrek Motorhomes Inc. 100 Shirley Avenue, Kitchener, ON Canada N2B 2E1 | Toll-free: 1.888.ROADTREK (762-3873) | Phone: 519.745.0711 | Fax: 519.745.1170

