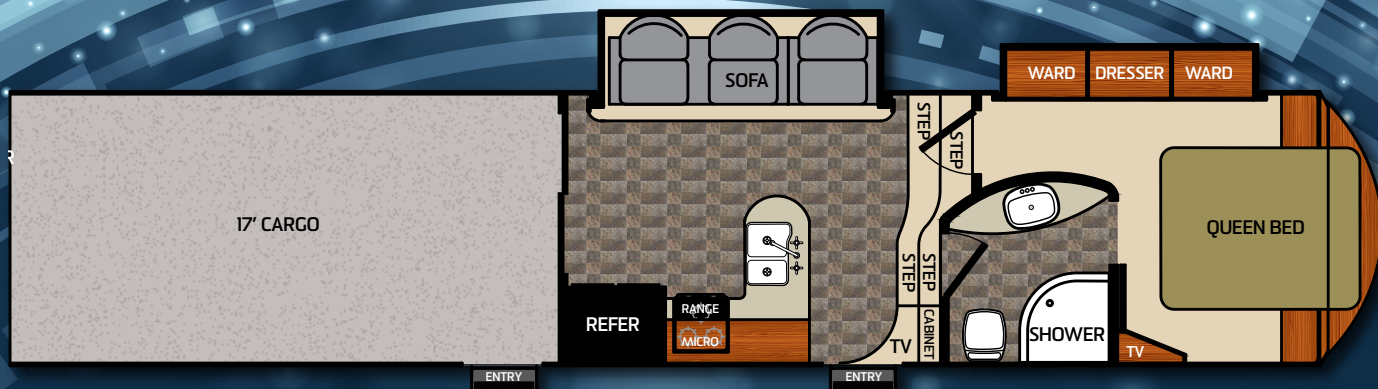
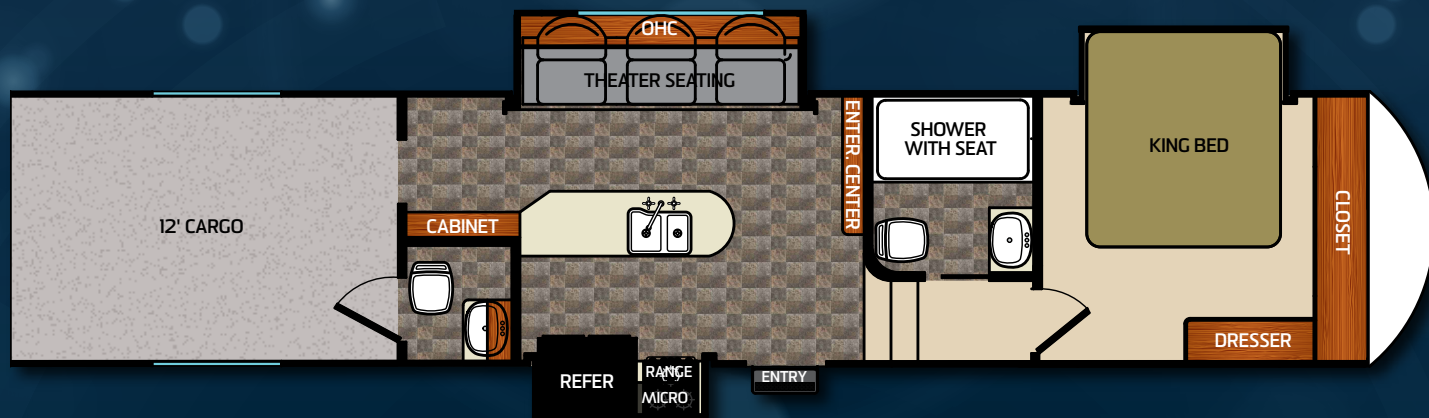


CATALYST

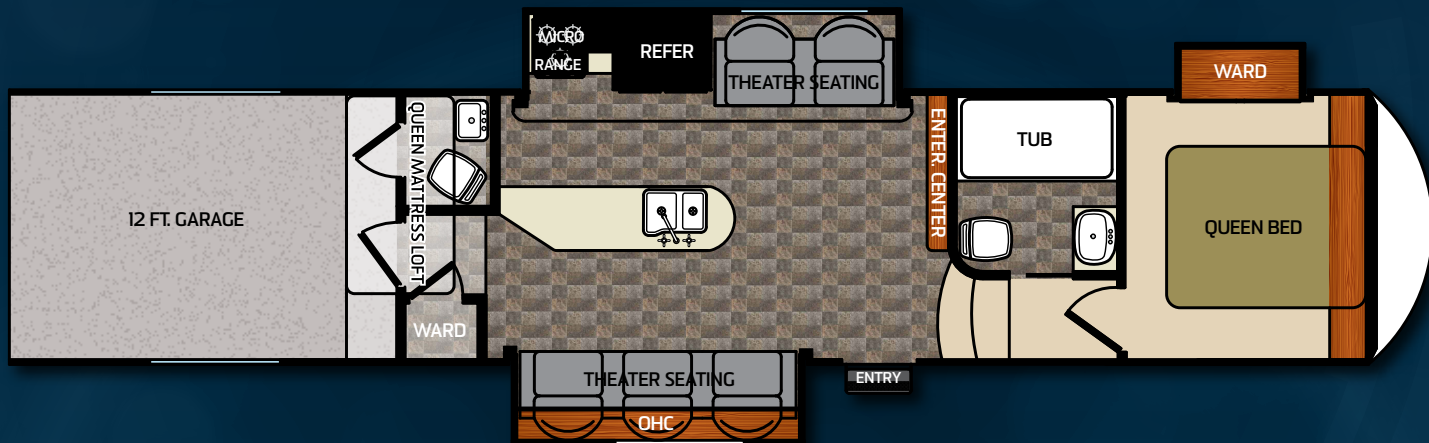
by *WORK and PLAY*



40WCH



40BTS



40WTS

CATALYST

WORK • PLAY

Exterior Standard Features

- Heavy duty frame with steel beams every 16" in cargo area
- Dexter 7,000 LB axles w/ultra lube (triple axle)
- 8 lug 16" aluminum rims with 8,160 LB load range G-rated tires (per axle)
- Work and Play exclusive lower ramp angle
- F.R.P. sidewall with gel coat (fiberglass reinforced plywood)
- Reflective foil technology wall insulation
- Steel roof rafters every 16" on center
- 21' electric awning with LED strip light
- Frameless tinted windows with safety glass
- Battery disconnect
- 5.5 Onan generator with 50 amp service
- 30 gallon fuel station
- Stylish front cap with LED light strips
- LED rear docking lights
- Convenience center hook up with water heater bypass
- 10 gallon gas/electric water heater

Interior Standard Features

- Solid surface kitchen counter top with molded sink and solid surface covers
- Solid surface bath counter top with molded sink bowl
- Recessed cook top with solid surface covers
- LED can lights
- Decorative slide room fascia
- Blue tooth stereo with HDMI out
- Sound bar and sub-woofer
- Residential one piece fiberglass 60 X 32 tub or 54 X 28 shower with seat
- Lauren Ashley residential reclining furniture
- Upgraded residential 60 X 80 Serta memory foam top mattress
- Remote controlled MAX Air vent in cargo and power fan in bath
- Upgraded bedspread and pillow shams
- 40,000 BTU furnace

Convenience Package

- 46" LED TV
- Fireplace with surround
- Residential refer with ice and water through door (includes 2500 watt inverter)
- 30" over the range convection oven
- Dual 15,000 BTU air conditioners
- Level Up System-6 point automatic hydraulic leveling system
- Linc tablet remote system (slides, awning, level up, generator, awning light and tank/battery monitor)
- M.C.D night shades
- Dyson Cordless Vacuum
- Wireless Back up camera and monitor

	40WTS	40BTS	40WCH
LENGTH	43'11"	43'11"	42'5"
HEIGHT	12'11"	12'11"	12'11"
WIDTH	8'6"	8'6"	8'6"
GVWR	24000 LB	24000 LB	24000 LB
UVW	16832 LB	16588 LB	14298 LB
CCC	7109 LB	7353 LB	9643 LB
AXLES	3- 7,000 LB	3- 7,000 LB	3- 7,000 LB
FRESH WATER	110 GALLON	110 GALLON	110 GALLON
GRAY TANK	76 GALLON	76 GALLON	76 GALLON
BLACK TANK	76 GALLON	76 GALLON	38 GALLON
TIRES	ST235/85R16/G	ST235/85R16/G	ST235/85R16/G
CARGO LENGTH	12'	12'	17'



Learn More
Scan this barcode using a QR Reader on your smart phone to learn more about Forest River.



A Berkshire Hathaway company.

Forest River, Inc.
Work and Play
3010 College Avenue
Goshen, IN 46528
www.forestriverinc.com/WorkandPlay