

BY FOREST RIVER

Berkshire

BY FOREST RIVER MOTOR HOMES DIESEL DIVISION



Berkshire
BY FOREST RIVER MOTOR HOMES DIESEL DIVISION

LUXURY BUILT FOR THE ROAD.

BY FOREST RIVER

STANDARDS AND OPTIONS

MODEL	34QS	38RB	MODEL	34QS	38RB	MODEL	34QS	38RB
AUTOMOTIVE & COCKPIT						MODEL		
Freightliner XC Raised Rail Chassis	S	S	Transmission Oil Cooler	S	S	Generator Slide System	S	S
Cummins ISB Turbo Diesel 6.7 Liter 340 HP At 2800 RPM, 700 ft. lbs. Torque At 1600 RPM	S	S	5 year / 100,000 Mile Coolant (Some Maintenance Required)	S	S	Electronic Battery Disconnect Switch	S	S
Allison MH-2500 6-Speed Automatic Transmission	S	S	4-Spoke VIP Black Steering Wheel	S	S	Remote Generator Start Switch (On dash)	S	S
120v Engine Heater	S	S	Electric Step Well Cover	S	S	LED Lighting Package	S	S
22.5" Aluminum Wheels	S	S	Entry Assist Handle	S	S	Driver/Pass Map Lights	S	S
Trailer Hitch Capacity, 5,000 LBS	S	S	Electronic Cruise Control w/ High Idle	S	S	Cosmetic Lights	S	S
Electric Push Button Shift	S	S	CONSTRUCTION & EXTERIOR			Dash, Auxiliary Start Switch	S	S
Transynd Transmission Fluid	S	S	Fiberglass Front & Rear Caps	S	S	Bedroom Individual Reading Lights	S	S
100 Gallon, Dual Fill Fuel Tank	S	S	Full Body Painted Exterior (Four Coats Of Clear Coat)	S	S	2000 Watt Modified Sine Inverter/Converter	S	S
13 Gallon DEF Tank	S	S	Four (4) Point Auto Hydraulic Leveling System	S	S	Auto Generator Start	S	S
LCD Engine Message Center	S	S	Exterior/Heated/Mirrors/ w/ Cameras	S	S	Four (4) Six Volt House Batteries	S	S
Day Time Running Lights	S	S	Frameless Dual Pane, Dark Tint Windows	S	S	Two (2) Master Electric Shut Off Switches	S	S
7-Pin Tow Power Connector	S	S	Automotive Foam & Seal Undercoating	S	S	Dimmer Control Living Room Ceiling Lights	S	S
18.7 CFM Air Compressor	S	S	Power Door Awning	S	S	Power Entrance Step	S	S
Farr Eco-Air Cleaner	S	S	Electric Patio Awning w/ Integrated LED Lights	S	S	Patio Light	S	S
Air Filter Restriction Indicator	S	S	Diamond Shield Front Mask Protective Film	S	S	PLUMBING STANDARDS		
Fuel/Water Separator	S	S	Full Height Ext/ Compartment Doors w/ Full Pass Through Storage	S	S	Heated Pads For All Water & Holding Tanks	S	S
Heated Air Dryer	S	S	Crowned & Layered Vacuum Bonded Fiberglass Roof	S	S	Individual Zoned Manifold Water Supply System	S	S
Automatic, Heated Moisture Ejectors	S	S	Vacuum Bonded 3" Floor w/ Tubular 2 1/2" Aluminum Frame	S	S	Variable Speed Constant Pressure Water Pump	S	S
Power Steering	S	S	Vacuum Bonded Sidewalls	S	S	All Coach Water Filtration System	S	S
Washer/wiper w/ Intermittent Function	S	S	Gel-Coated Fiberglass Skin	S	S	24.5 Gallon Propane Tank	S	S
160 Amp Alternator	S	S	1/2" Structure Wood Flooring	S	S	Black Water Tank Flush System	S	S
Two (2) 1900 CCA At 0 Degree Fahrenheit, Maint. Free	S	S	Block Foam Polystyrene Insulation	S	S	Bathroom Undermount Sink	S	S
Full air ABS Brakes w/ Auto Slack Adjuster	S	S	30" Entry Way	S	S	Single Lever Faucet w/ Pull-Out Sprayer	S	S
Variable Exhaust Brake	S	S	Channeled Drains For A/Cs	S	S	Double Lever Lavatory Faucets	S	S
Telescopic/tilt Steering Wheel	S	S	Steel Basement Construction	S	S	Fiberglass Shower w/ Glass Door	S	S
Neway Air Suspension Front and Rear	S	S	Tubular Steel Front Bulkhead	S	S	Porcelain China Toilet	S	S
Sachs Custom Tuned Shock Absorbers	S	S	Shower Skylight	S	S	Auxiliary Air Chuck (Front Firewall)	S	S
Heavy Duty Stabilizer Bar	S	S	Two (2) Piece Rear Ladder	S	S	DRIVER/PASSENGER AREA STANDARDS		
55 Degree Wheel Cut	S	S	Full Length Mud Flap w/ Chrome Trim	S	S	One Piece Windshield	S	S
Auto Air Suspension Deflation System	S	S	84" Interior Ceiling Height	S	S	Power Front Night Shade	S	S
Cross Flow, Rear Mounted Radiator	S	S	ELECTRICAL STANDARDS			Manual Passenger & Driver Windows Night Shades	S	S
			50A Service w/ Auto Transfer Switch & Power Cord	S	S	Metallic Cherry Wood Grain Dash Panels	S	S
			6.0 Onan Diesel Generator	S	S	Fog Lights	S	S

MODEL	34QS	38RB
Dash Radio w/ Integrated Color Back-up And Side Camera Package w/ Navigation	S	S
Wrap Around Cockpit w/ Nine (9) Gauge Instrument Cluster	S	S
6-Way Power Driver Seat w/ 360 Degree Swivel And Recliner	S	S
Adjustable Passenger Seat	S	S
Passenger Side Laptop Console	S	S
Lighted Step Well	S	S
Two (2) Defroster Fans w/ High And Low Settings	S	S
Driver/passenger Cup Holders	S	S
Automotive Dash AC/Heater w/ Deluxe Controls	S	S
ENTERTAINMENT		
46" LCD TV, Living Room	N/A	S
32" LCD TV, Living Room	S	N/A
28" LCD TV, Bedroom	S	S
Exterior 32" TV	S	S
Sound Bar w/ Radio And Bluetooth	S	S
Two (2) Flip Down LCD Monitors w/ DVD And AV Inputs (1 Per Bunk)	N/A	S
Satellite TV Single Receiver Prep	S	S
Cable TV Prep	S	S
HD Antenna w/ Signal Strength Indicator	S	S
Two Dash (2) Stereo Speakers Throughout Coach	S	S
HDMI-CAT6 TV Selector	S	S
Sirius/XM Satellite Radio Capable	S	S
Blu-Ray DVD Player	S	S
INTERIOR		
Vinyl Tile Forward Of The bedroom	S	S
Wrapped Style Cabinetry	S	S
Wrapped Style Fascia (Matching wall décor)	S	S
Cabinet Hardware	S	S
Window Valances	S	S
Back Splash	S	S
Carpeted Living Room And Dining Slide-Outs	S	S
Bedroom Carpet w/ Padding	S	S
Hide-A-Bed Sofa	S	N/A

MODEL	34QS	38RB
Jack Knife Sofa	N/A	N/A
Love seat	S	S
Solid Surface Kitchen C-Tops w/ Flush Mount Sink And Stove Cover	S	S
Full Extension Metal Drawer Guides w/ Ball Bearings Throughout	S	S
Soft Close Ball Bearing Drawer Guides In Kitchen	S	S
Galley Storage Compartment For Range And Sink Covers	S	S
Dream Booth Dinette w/ Storage Underneath	S	S
"Soft Touch" Padded Ceiling	S	S
Roller Style Sun And Blackout Shades	S	S
Bedside Wardrobe w/ Shoe Rack	S	N/A
Dresser Drawers And Wardrobe Type Cabinets	S	S
72" x 80" king Bed w/ Bedspread And Decorative Pillows	S	N/A
60" x 80" Queen Bed w/ Bedspread And Decorative Pillows	N/A	S
Mattress Pillow Top	S	S
Bed Night Stands	S	S
Mirrored Medicine Cabinets	S	S
Towel Bar/Toilet Paper Holder/ Towel Ring	S	S
APPLIANCES		
15,000 BTU w/ Heat Pump Front -15,000 BTU Rear/ Low Profile	S	S
Tankless Water Heater w/ Continuous Flow	S	S
35,000 BTU Furnace	S	N/A
42,000 BTU Furnace	N/A	S
Convection OTR Stainless Microwave Oven	S	S
2-Door Residential Refrigerator	S	S
Sealed 3-Burner Stainless Recessed Cook Top	S	S
Power Fan In Bathroom	S	S
Fantastic Fan In Galley w/ Built In Thermostat	S	S
Washer/Dryer Prep	S	S
EXTERIOR OPTIONS		
Slide Out Storage Tray	O	O
Satellite Dome (add 2" to exterior height)	O	O
DRIVER/PASSENGER AREA OPTIONS		
32" LCD TV In Cockpit Overhead	O	O

MODEL	34QS	38RB
APPLIANCE OPTIONS		
9 Cubic ft. Dometic Refer w/ Ice Maker & Pantry	O	O
Stackable Washer/Dryer	O	O
Electric Fireplace	N/A	O
DECOR OPTIONS		
2 Wood Options and 3 Fabric Options	O	O
SAFETY STANDARDS		
110 GFI Protected Circuits	S	S
Carbon Monoxide Detector	S	S
LP Gas Detector w/ Auto Tank Shutoff	S	S
Smoke Alarm	S	S
Egress Window	S	S
Surface Mounted Fire Extinguisher	S	S

BERKSHIRE EXTERIOR FEATURES



The Berkshires features an outside entertainment center that comes equipped with a 32" LED/HD Flatscreen TV.



All Berkshire's come equipped with a 6.0KW generator on a slide tray.



Easily accessible electrical fuses with Berkshire's no fuss schematic.



Standard cafe compartment doors with pass thru storage and optional slide-out storage tray.

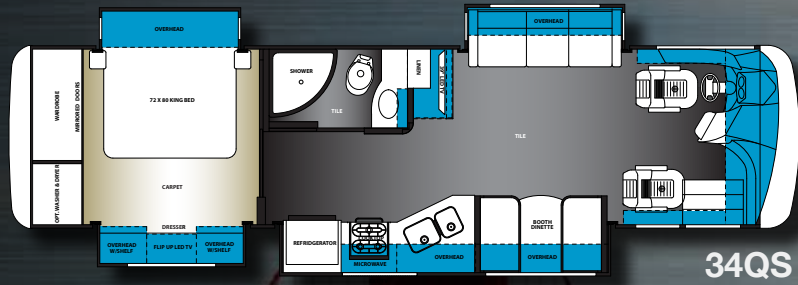


Berkshire's water manifold system with whole unit filter and exterior shower.

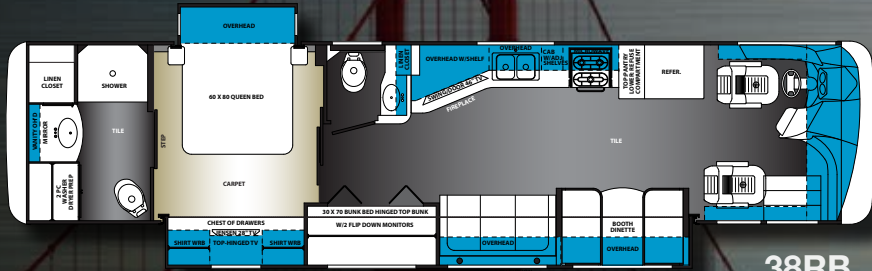
EQUALIZER SYSTEMS

Berkshire comes with a Four (4) Point fully automatic Equalizer® hydraulic leveling system w/ auto dump.

BERKSHIRE FLOORPLANS



34QS



38RB

BERKSHIRE SPECIFICATIONS

MODEL	34QS	38RB
*APPROX. OVERALL LENGTH	35'7"	39'5"
OVERALL WIDTH	100"	100"
APPROX. HEIGHT	12'5"	12'5"
INTERIOR WIDTH	95.5"	95.5"
INTERIOR HEIGHT	84"	84"
GREY TANK (GAL)	60	60
BLACK TANK (GAL)	44	44
FRESH WATER TANK (GAL)	84	84
FURNACE OUTPUT (BTU)	35,000	42,000
CONTINUOUS HOT WATER	5	5
BASEMENT STORAGE (CU. FT.)	130	183
WHEELBASE	206"	252"

ENGINE	CUMMINS ENGINE: ISB 340HP
TORQUE (FT./LB.)	700
TRANSMISSION	MH2500
HITCH RATING (LBS.)	5,000
WHEELS	ALUMINUM & STEEL
FRONT GAWR (LBS.)	10,500
REAR GAWR (LBS.)	17,500
GVWR (LBS.)	28,000
GCWR (LBS.)	33,000
FUEL TANK (GAL)	100
DEF TANK (GAL)	13
TIRES	255/70R 22.5

*Approximate Overall Length Shown W/O Rear Ladder. Add 6" with Rear Ladder


FULL BODY PAINT OPTIONS



EBONY GLAZE



MYSTIC SHADOW



WOODLAND SUNSET



CASHMERE SANDS

Berkshire
BY FOREST RIVER MOTOR HOMES DIESEL DIVISION



Learn More
Scan this barcode using a QR Reader on your smart phone to learn more about Forest River.



A Berkshire Hathaway company.

Forest River, Inc. - Diesel Motorized Division
1800 West Hively Avenue, Elkhart, IN 46515
(574) 522-3693 www.forestriverinc.com/berkshire

All specifications contained herein are based on the latest product information at time of printing. Forest River reserves the right to make changes in colors, materials, equipment and specifications at any time without notice and assumes no responsibility for any errors in this brochure. The pictures in this brochure may show props and optional equipment. PLD918

© 2015 - Berkshire - a division of Forest River Inc.
A Berkshire Hathaway company

YOUR BERKSHIRE DEALER