

LANDMARK

THREE SIXTY FIVE



Full Time Residential Luxury





LANDMARK
THREE SIXTY FIVE



LM 365 Charleston
Shown in Spring Bloom Decor



Landmark 365, Boomer Society:

Ten Years in the making, Heartland set out to develop the best luxury fifth wheel with the best features at the best price. Today LANDMARK 365 is the full-timer's choice for residential luxury and value. LANDMARK 365 builds on its reputation of really listening to the needs of full timers like yourself and delivering designs that inspire, construction that endures and the best value for full time RVing hands down.



LM365 Ashland

Exquisite Artisan Kitchens



Induction Cook Top



Convection Microwave Oven



Farm House Single Basin Sink



LM 365 Newport
Shown in Autumn Harvest Decor

LANDMARK

THREE SIXTY FIVE



Residential Refrigerator



Peg Drawer Storage



Sink Cover/Cutting Boards

Luxurious vanities with oversized sinks and mirrors

48" wide residential showers with Moen fixtures and a mega skylight

Cedar lined closet with clothes rod, three deep shelves and LED lights



LANDMARK

THREE SIXTY FIVE



LM365 Charleston



*Window seat / dressing bench
also makes a perfect pet bed*



*Residential pillow top mattress with
two drawers at the foot of the bed*



*Decorative one way mirror/TV
A mirror when off and a TV when on*

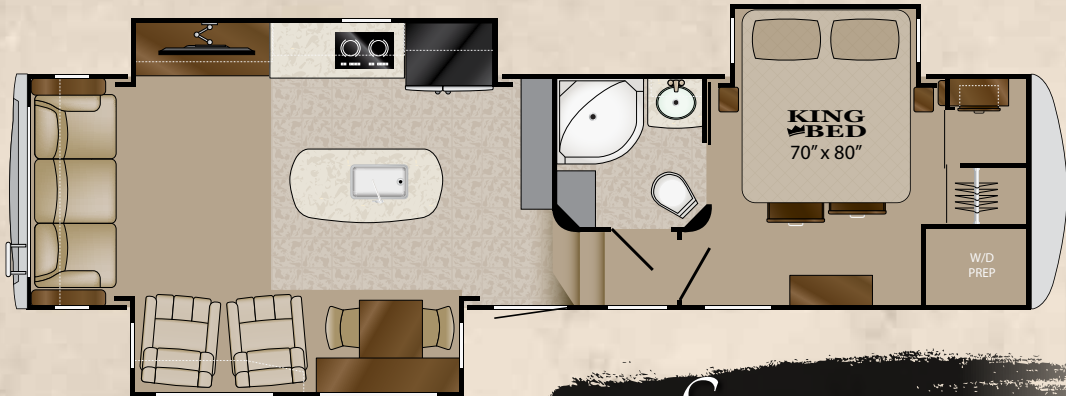


Masterful Bedroom Suites



LM 365 Charleston

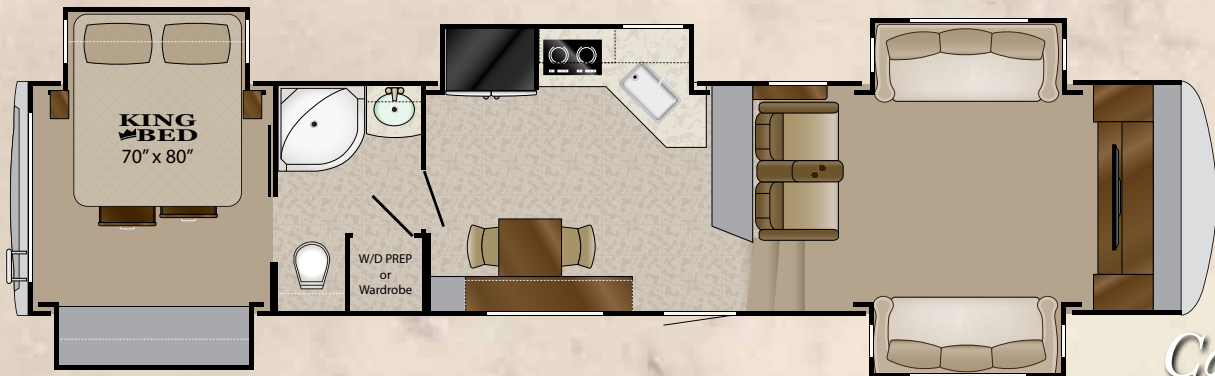
Full-timer floorplans designed with you in mind



*Coming
Soon*

Length 36' 2"

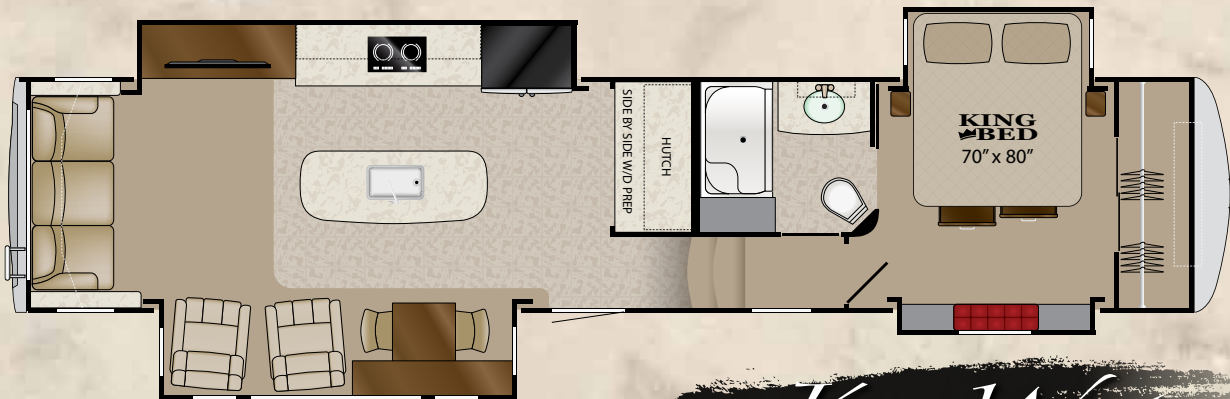
Syracuse



*Coming
Soon*

Length 40' 2"

Madison

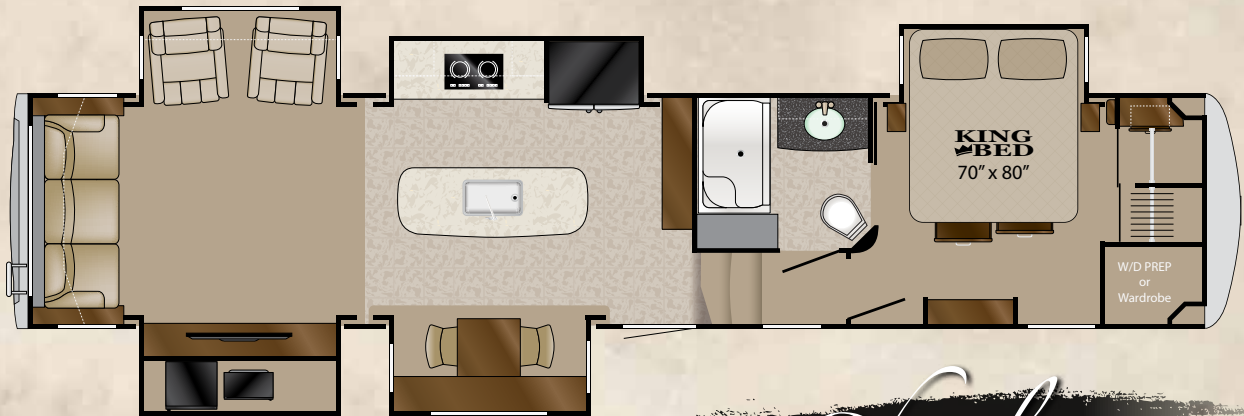


Length 41' 2"

Key West

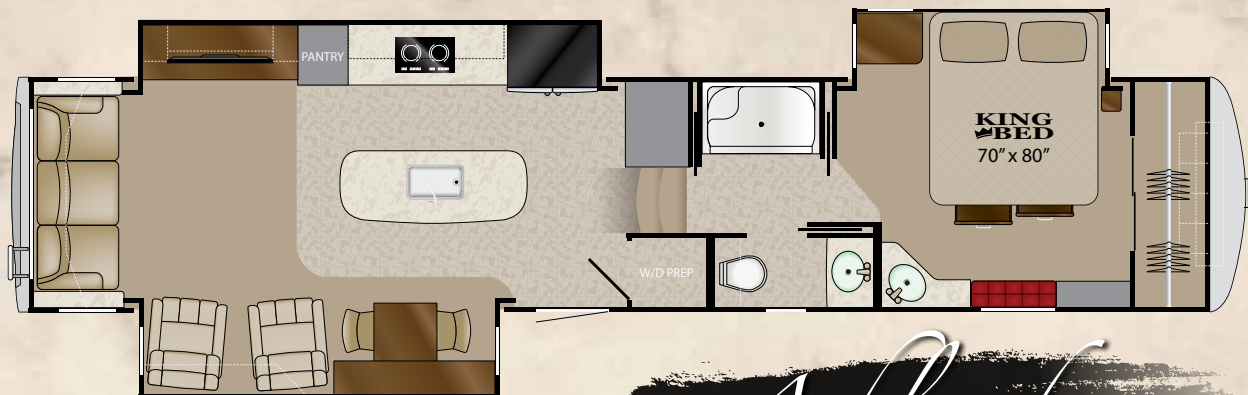
LANDMARK

THREE SIXTY FIVE



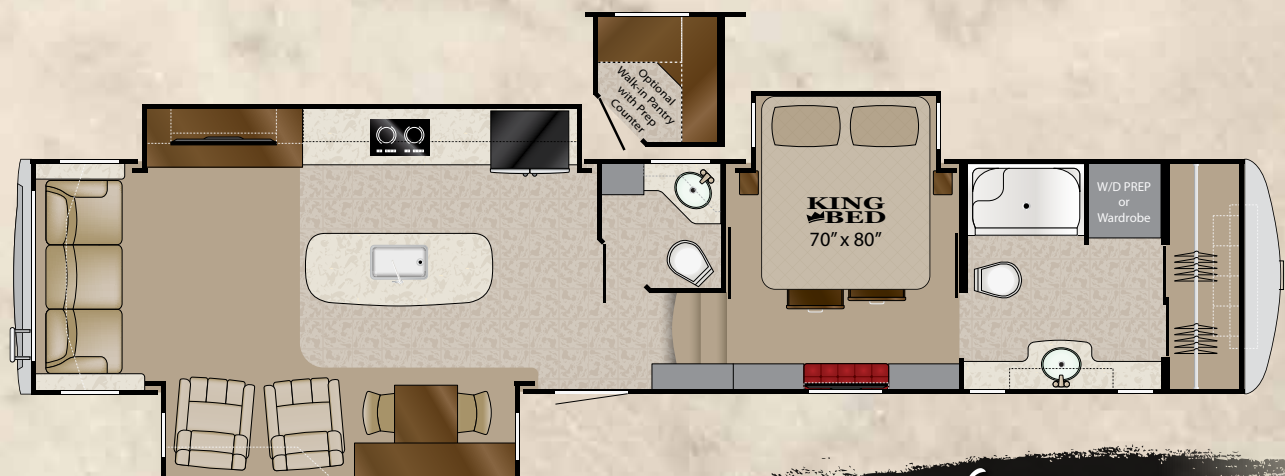
Length 41' 3"

Charleston



Length 41' 5"

Ashland



Length 42' 9"

Newport



LANDMARK

THREE SIXTY FIVE



*Flyin' Lion
Custom Silver*



*White Diamond,
Black & Red*

Why LM 365 paint?

*Because our primary customers are sun seekers.
Our goal is to offer energy efficient paint packages
that coordinate with the top five selling
truck colors in North America.*

The Bold Looks of LM365



*White Diamond,
Black & Silver*



*White Diamond,
Black & Brown*



*White Diamond,
Black & Blue*

LANDMARK

THREE SIXTY FIVE

The highest standards:

- LG solid surface counter tops and back splash
- Residential refrigerator
- Full extension drawer guides
- Washer/dryer prep
- Pull-out spray faucet
- Residential farm style sink with sink cover cutting boards
- 13 gallon trash can
- Dual access silverware drawer
- Induction cook top
- Stainless steel convection microwave
- Queen size pillow top, memory foam mattress
- RV style base mattress
- 40" or larger LED TV with sound bar and blue ray player (select models)
- Independent slide-out switches
- LED porch and scare lights
- Hardwood cabinet styles and fascia
- Solid maple drawer boxes through-out
- Cold crack resistant flooring
- One-piece fiberglass shower
- Prewired for Winegard Trav'ler satellite system
- LED interior lighting
- Waveland furniture collection proudly made in the USA
- Four blade residential ceiling fan
- Universal docking station (U.D.C.)
- Dual satellite prep
- Dual battery box hookup
- Aluminum wheels
- Battery disconnect
- Dual 30# LP tanks
- Six point hydraulic Level-Up
- 8000# Dexter axles with E-Z Flex suspension
- Four heavy duty gas shocks
- American made Goodyear 17.5" H range tires
- Slam latch baggage doors
- Power awning with LED lights
- Dual 15,000 BTU high output A/C
- MCD roller shades with privacy trim
- 32" bedroom TV/mirror combo
- Energy management system (EMS)
- 1000 watt inverter and 80 amp converter
- Surge protection
- Personalized LED welcome sign

Options to fit your lifestyle:

- Yeti extreme cold weather package
- Mor/ryde hitch pin
- Slide awnings
- Alumi-Guard awning covers
- 5.5KW LP generator
- Outdoor entertainment package (32" TV and awning)
- Disc brakes
- Valor tire pressure monitor system
- 40# LP tanks
- Glazed honey maple cabinetry
- King bed
- Power theatre seating
- Washer / dryer
- Full oven and gas stove top
- Dishwasher
- Dyson stand alone vac
- Programmable safe
- High rise coffee table / desk
- 5100 BTU Electric fireplace
- Dual pane windows
- Heat pumps on A/C's
- Fantastic fan (N/A with third A/C)
- Third 15,000 BTU A/C



All Great Things



Start With a Solid Foundation



LANDMARK

THREE SIXTY FIVE

*“Best of the Best”
Chassis System*

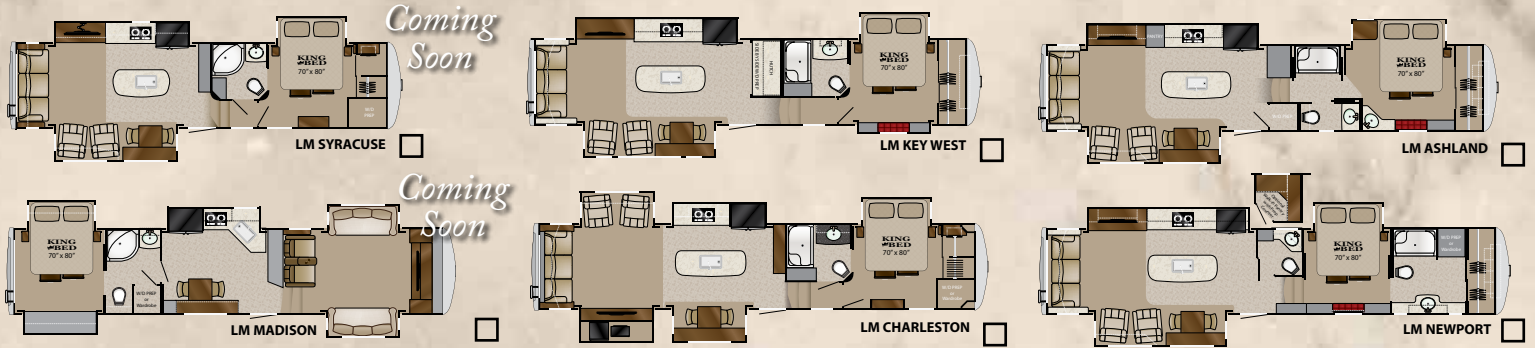


- Standard Industry leading 17.5" H range American made Goodyear tires
- Standard Industry leading Dexter 8000# axles
- Standard Industry leading Dexter EZ-Flex suspension with grease zerks and wet bolts
- Standard 12" powder coated I-beam frame
- Standard pin box or upgraded Mor/ryde pin box
- Standard six point hydraulic leveling
- Standard Light weight quad step
- Standard heavy duty gas shocks for additional protection against rough roads
- Standard power cord reel
- Standard easy access spare tire carrier

Step 1. Tell Us About Yourself:

- 1. Extended Stay or Permanent Site people who travel very little.
- 2. On-the-Go, newly retired, want to see what North America has to offer.
- 3. Work Camper, living and working in your RV, in and out of campgrounds often.

Step 2. Choose Your Floorplan



Step 3. Pick Your Paint Package:

- FBP #1 - White Diamond, Black & Red
- FBP #2 - White Diamond, Black & Brown
- FBP #3 - White Diamond, Black & Silver
- FBP #4 - White Diamond, Black & Blue
- FBP #5 - Flyin' Lion (additional charges apply)

Step 4 Pick Options to Fit Your Lifestyle:

- Yeti Extreme Cold Weather Package
- Mor-Ryde Hitch Pin
- Slide Awnings
- Alumi-Guard Awning Covers
- 5.5KW LP Generator
- Outdoor Entertainment Package
- Disc Brakes
- Valor Tire Pressure Monitor System
- 40# LP Tanks
- Glazed Honey Maple Cabinetry
- King Bed
- Power Theatre Seating
- Washer / Dryer
- Full Oven & Gas Stove top
- Dishwasher
- Dyson Stand Alone Vac
- Programmable Safe
- High Rise Coffee Table / Desk
- Electric Fireplace
- Dual Pane Windows
- Heat Pumps on A/C's
- Fantastic Fan (N/A with 3rd A/C)
- 3rd 15,000 BTU A/C

Step 5. Submit Your LM365 Order:

Name: _____

Address: _____

Cell Phone: _____

Email: _____

Product information is as accurate as possible as of the date of publication of this brochure. Due to Heartland's commitment to continuous product improvement - floorplans, materials, components, features, measurements, specifications, options, etc. are subject to change at any time without notice or obligation. In certain conditions some additional equipment may be needed. Photos may show optional equipment or props used for photography purposes only.

Heartland has listed the approximate base weight of the trailer without the option equipment included. Option equipment will impact the weight of the trailer. Please locate the weight sticker attached to the trailer you are considering for the most accurate trailer weight.

Tow Vehicle Caution: Owners of Heartland recreational vehicles are solely responsible for the selection and proper use of tow vehicles. All customers should consult with a motor vehicle manufacturer or their dealer concerning the purchase and use of suitable tow vehicles for Heartland products. Heartland disclaims any liability or damages suffered as a result of the selection, operation, use or misuse of a tow vehicle. Heartland's limited warranty does not cover damage to the recreational vehicle or the tow vehicle as a result of the selection of the tow vehicle.

Product information and specifications apply to coaches beginning with serial number 290859
40,000 Litho 12/14



Heartland Recreational Vehicles
2831 Dexter Drive
Elkhart, Indiana 46514
574-262-5992

Your Authorized Heartland Dealer: