

Shasta
EST. 1941

NOTHING ELSE EVEN COMES CLOSE

PHOENIX

SHASTA - PHOENIX FIFTH WHEEL





The Incredible Phoenix.

Nothing else even comes close.

Phoenix brings you all the finer things in a coach that most others leave out. Designer Carefree flooring, roller window shades and optional solid surface countertops. Fine residential furniture, unheard of storage, washer dryer prep, and extra headroom. You won't believe all the extra comforts you'll get - more than you'll find anywhere else at this price point. Don't you deserve to live well on the road?

Features & Benefits

- More Living Space, a Bigger Bathroom and Bigger Slide Rooms
- 16" On Center Aluminum Superstructure with Added Insulation
- Smooth comfortable ride provided with a Trailair Pin Box
- Luxurious Furniture Like You'd Have at Home, From Lane
- Barrel Ceilings that Dramatically Increase Headroom Throughout
- Full LED lighting both interior and exterior.



PHOENIX

LUXURY



WELL APPOINTED LIVING

You'll love the space our 7' ceilings and 42" slide rooms give you. Plus, all Phoenix's extras - like roller shades, wood trim and comfy residential grade carpeting.

PHOENIX LUXURY

THIS KITCHEN SAYS YOU'VE ARRIVED.

In the Phoenix kitchen the extras just keep on coming. Like optional solid surface countertops and a American Stonecast double bowl sink. Solid wood raised panel cabinetry in an elegant walnut glazed finish and designer hardware. A high rise faucet with pullout sprayer in oil rubbed bronze. Unmatched dish storage and pantry space. A black microwave, oven and refrigerator. You'll enjoy dining at Phoenix's solid maple dinette table with coordinating insert and designer chairs. Recessed lighting, sconces and roller shades set the mood. Whether it's just the two of you - or you're entertaining the whole crew - the atmosphere is relaxing.



THE INCREDIBLE PHOENIX.

Phoenix brings you all the finer things in a coach that most others leave out. Carefree Designer flooring, roller window shades and optional solid surface countertops. Fine residential furniture, unheard of storage, washer dryer prep, and extra headroom. You won't believe all the extra comforts you'll get - more than you'll find anywhere else at this price point. Don't you deserve to live well on the road?

PHOENIX LUXURY

YOUR PRIVATE SUITE IS READY.

Experience luxuries you'd expect at a much higher price. Like surprising extra head room and expansiveness in the bedroom. An opulent comforter with a silk scarf. Built-in drawers under the bed. An area that's ready for a washer and dryer. And in the gorgeous bathroom, generous storage for all your towels and toiletries - and housing the largest vanity in its class. Oil rubbed bronze hardware and towel bars. A roomy Super Shower, a porcelain toilet, a glass vessel bowl sink, and solid surface countertops. The road can be tiring. This is your private suite for R&R.





CONSTRUCTION AND EXTERIOR FEATURES



Rolled Edge Roof Line Prevents Pooling And Leaking.




Extruded Aluminum Ladder and LED Clearance Lights



Recessed LED Taillights



Extruded Aluminum Bumper Cover





Automotive Rubber Sealed Windows



LED Hitch Light



Trailair Pin Box



Easy Opening Slam Latch Baggage Doors

Power Rear Stabilizer Jacks



STANDARDS

CONSTRUCTION

- 8'4" Wide Body
- Reese Revolution Pin Box for Extreme Turning, Even with a Short Bed Truck
- Power Front Jacks
- 13.5 BTU AC
- Rack and Pinion Slide Mechanisms with Override
- Centrally Controlled Docking Station for EZ Hookups
- Battery Disconnect
- Black Tank Flush
- Fully Enclosed and Heated Underbelly, Cable Driven Gate Valves (in Docking Station)
- Lighted Grab Handle
- 15" Aluminum Wheels
- Slam Latch Compartment Doors
- 110-V Outside Receptacle
- 6-Sided Aluminum Cage
- 16"-On-Center, Mechanically Fastened Superstructure
- 3/8" Plywood Roof Decking For A Full Walk-On Roof
- 5/8" Plywood Floor Decking
- Radius Cathedral Style Aluminum Rafters
- Full Fiberglass Front Cap
- Double-Layered, Staggered-Seam Luan Walls
- Color Infused, High-Gloss, Exterior Fiberglass Walls
- 8" Or 10" I-Beam Frame, Depending on Floor Plan
- 5200 To 6000-Lb. Axles, Depending on Floor Plan
- Fully-Enclosed And Insulated Underbelly with Radiant Heat

- Super Stance Axles for Stable Towing
- Oversized Windows for Maximum Light
- 30" Radius Entry Door
- Large Best-In-Class Pass-Through Storage Area
- Awning
- 34,000-BTU Furnace
- LP Quick Disconnect
- 4" Rolled-Edge Roof with 3" Rain Gutters
- Scare Light
- 10-Gal. Gas/Elec. DSI Atwood Water Heater with Quick Recovery
- (2) 30-LB. LP Bottles

LIVING ROOM

- Oversized, Tinted Safety Glass Windows for Maximum Light
- Motorized Inspired Roller Shades with Wood Window Trim
- Recessed Lighting in Slide Room and Under Cabinets
- LED Feature Accent Lighting
- Super Atrium Phoenix Skydomes with LED Lighting in Kitchen and Over Shower
- Residential Grade Carpeting in Slide Outs and Bedroom
- Beauflor Residential Wood Plank Look Flooring Throughout All High-Traffic Areas
- Lane Residential Style Furniture for Supreme Comfort
- AM/FM/CD/DVD Player with Auxiliary Jack and Bluetooth Capability for Easy MP3 Connectivity
- Cable and Satellite Hookups

KITCHEN

- Microwave
- Oven with Range Hood
- Oil Rubbed Bronze Hardware Throughout
- High Rise Faucet With Pull Out Sprayer
- Stainless Steel 50/50 Kitchen Sink
- Upscale Hard Maple Glazed Doors With Bamboo Accent Panels
- Full-Extension Ball Bearing Drawer Guides For Many Years Of Trouble-Free Use
- Best-In-Class Pantry Space

BATHROOM

- Phoenix Skydome With LED Lights Over Shower
- Stainless Steel Sink with Oversized Counter Top
- Phoenix 30" X 48" Super Spa Shower in Most Floor Plans
- Upscale, Heavy Glass Triple Slide Shower Door
- Porcelain Toilet
- Abundant Cabinet Storage Space for Towels and Toiletries

BEDROOM

- 60" X 80" Shastastic Phoenix Pillowtop Mattress
- Luxurious Comforter with Silk Scarf
- (2) Overstuffed Pillows and Accent Pillow
- Washer/Dryer Prep on Bedroom Slide Models
- Dresser with Drawers
- Extra Under-Bed Storage Drawers
- Flush Floor Bedroom Deck and Cathedral Ceilings for Extreme Headroom in a Super Mid-Profile

Wings of Flight Package (Mandatory)

- Extreme Weather Insulation
- Solid Surface Countertops
- 8 Cu. Ft. Refrigerator
- Power Awning
- Power Rear Jacks
- Gel Glass Exterior
- 16" Wheels and Tires
- 50 Amp Service
- Fireplace
- 10 Gallon Water Heater

OPTIONS

Exterior Upgrades

- Dual Pane Windows
- RVG Grill

Interior Upgrades

- Theater Seating IPO 2 Reliners (Std on 35BH)
- 32" LED Flat Screen TV
- Booth Dinette IPO Free-Standing Dinette
- Two (2) Additional Standard Dinette Chairs
- Two (2) Additional Folding Dinette Chairs

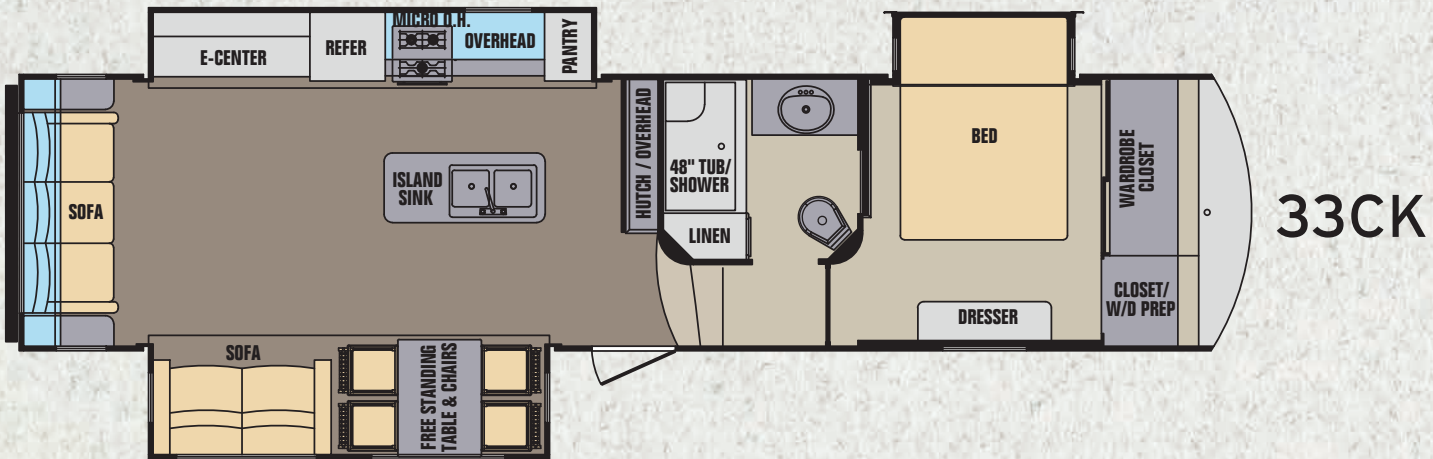
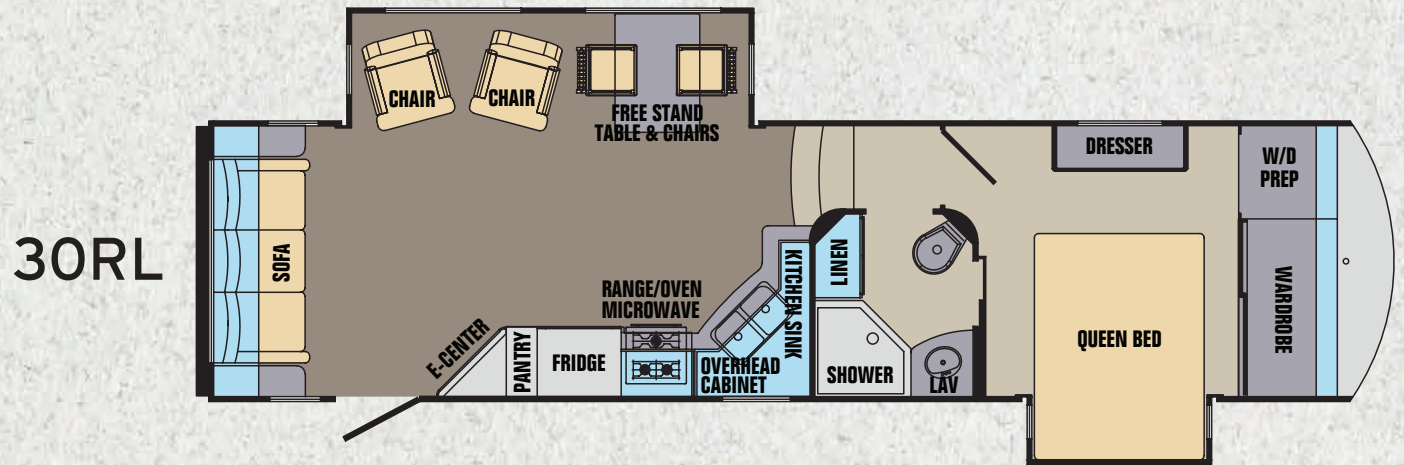
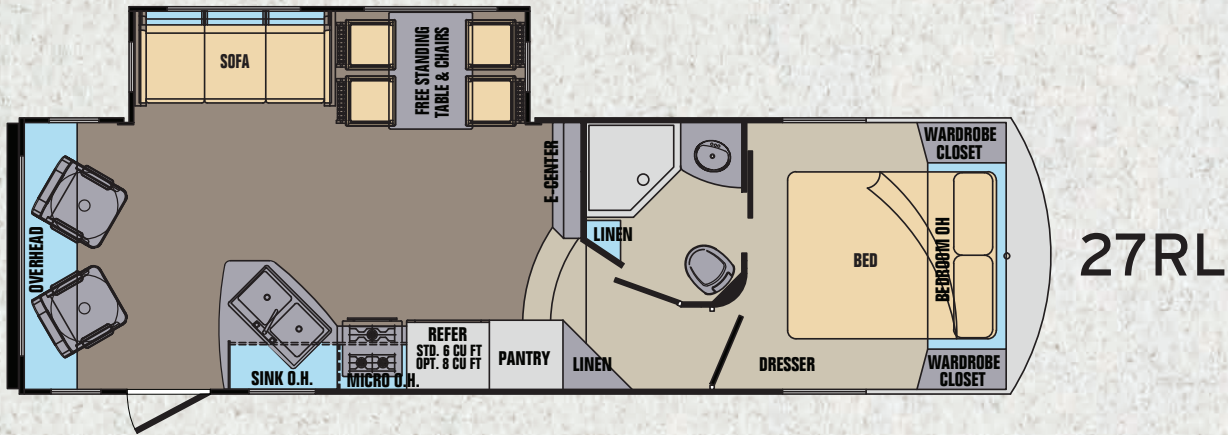
- Fantastic Fan in Front Bedroom
- Fantastic Fan in Bunk Area (28BH & 35BH)
- Fantastic Fan in Main Bathroom
- Fantastic Fan in 2nd Bath

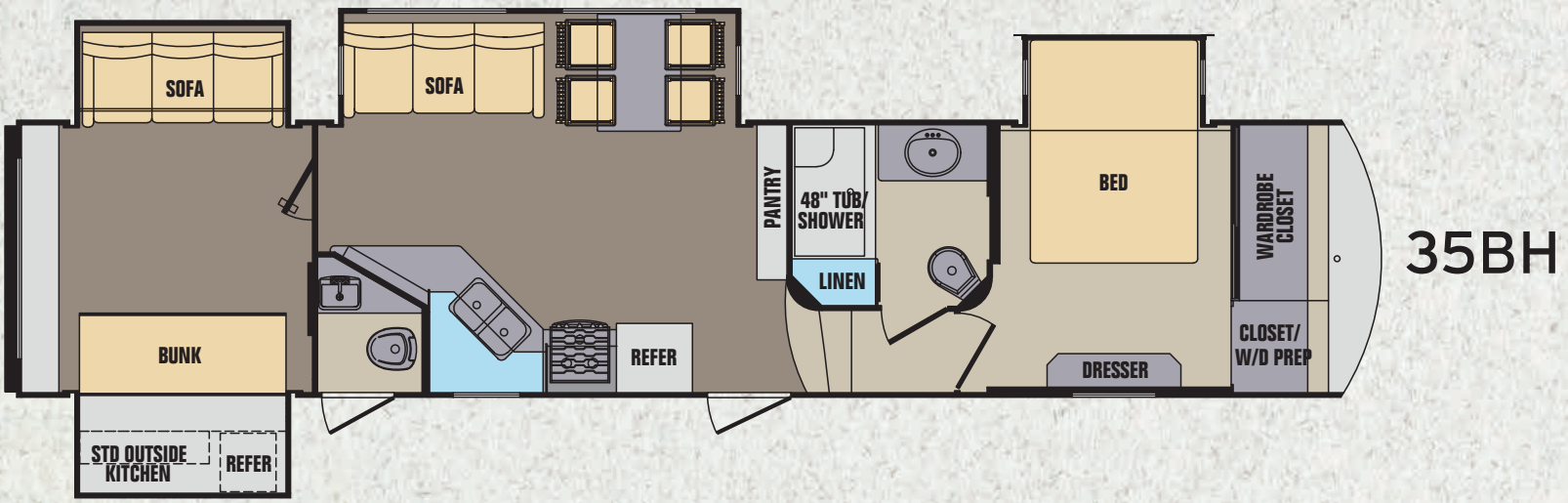
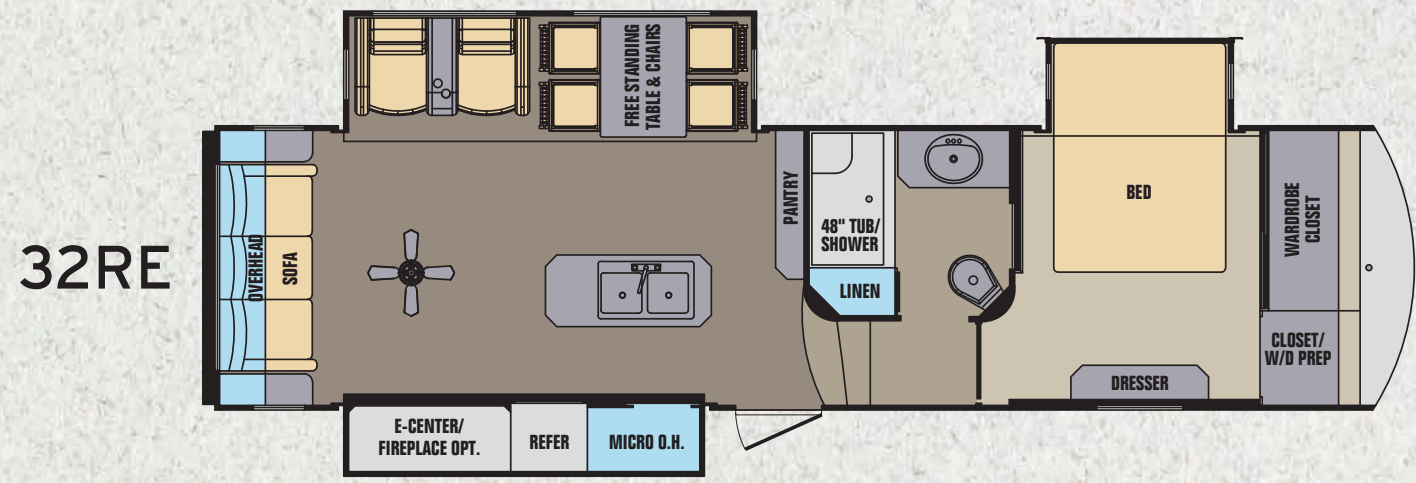
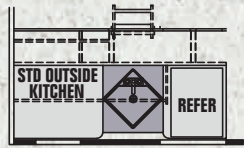
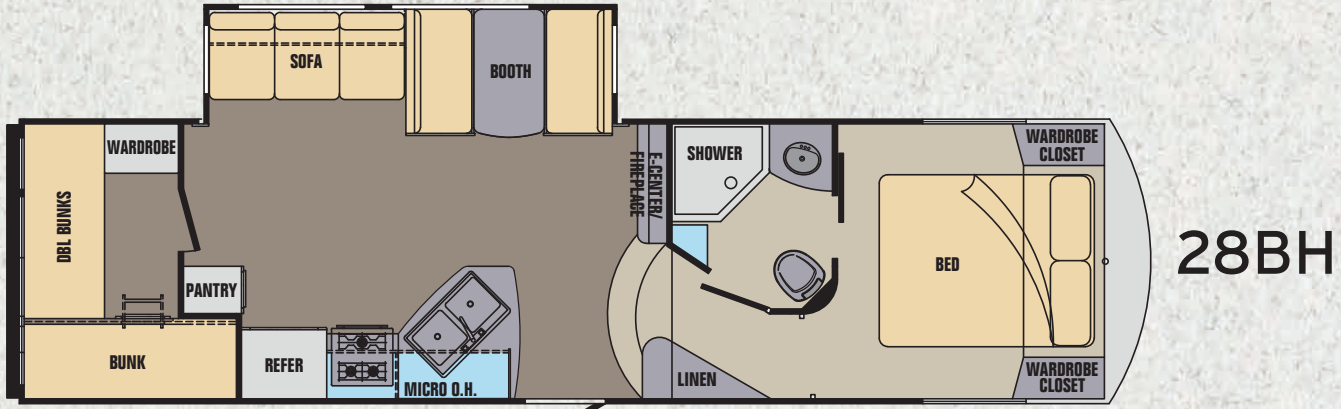
Heating/Cooling/Electrical

- 15K BTU A/C IPO 13.5 BTU A/C
- 2nd 13.5K Low Profile In Bedroom



POWER AWNING THAT FEATURES BOTH WHITE AND AMBER COLORED LED LIGHTING.





PHOENIX

RISE

PHOENIX RISE – A LIGHTER WEIGHT SOLUTION

Our new Phoenix Rise 5th wheels were designed for those who desire lighter weight but do not want to sacrifice the Luxury and Integrity of our Phoenix. The Phoenix Rise, like its big brother the Phoenix is 100" wide. This extra width creates on average (90 Cubic Feet) of additional living space. This design also lets us be more creative with our floor plans.

We have the classic 27 Rear Living that offers comfortable living for a couple or small family. Our 28 Bunk House is roomy enough for your family and a few of your

friends. The 28 Rear Bathroom is great for couples who like to entertain and features opposing slide outs that create a great space in the main living area. The Phoenix Rise offers you top of the line recliners and hide-a-bed sofas by Lane Furniture.

With our Extreme weather package option you will have the highest R Values in its class with an R-15 Sidewall, R-21 Roof, and R-38 Floor.

Our full gel glass exterior will definitely impress you with its high sheen and easy maintenance.

STANDARDS

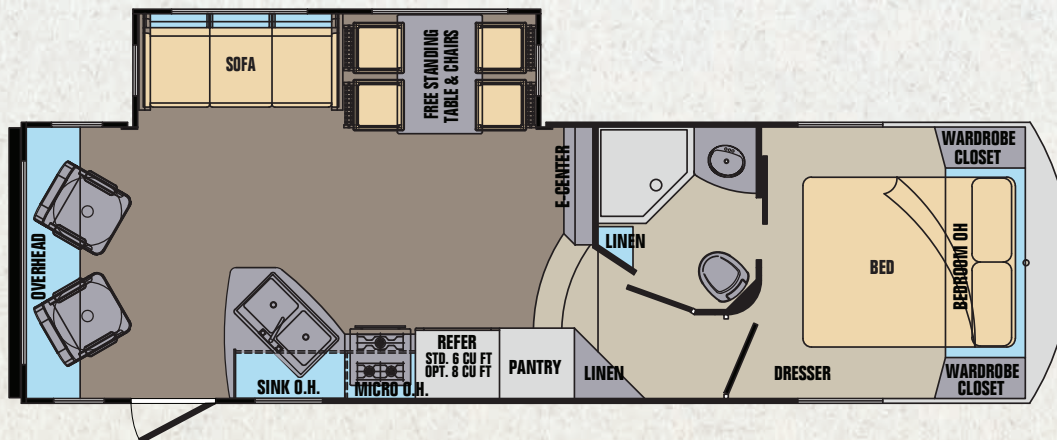
- 16" OC All Aluminum Sidewalls And Slide Walls
- Pressure Bonded Gel Glass Exterior
- 100" Wide Body
- Titan Automotive Style Slide Out And Window Seals
- Through The Frame 40" Heavy Duty Slide Out Mechanism With Manual Over Ride In Case Of Power Failure
- Heavy Duty Scissor Jacks
- Central Docking Station
- Black Tank Flush
- Lane Residential Furniture
- Designer Window Shades And Lighting

- Phoenix Sky Domes LED In Living Room And Bath Room
- Designer Table And Chairs
- Bluetooth Stereo DVD CD Player
- 6 Cubic Foot Refrigerator
- Microwave
- Awning
- Porcelain Toilet
- Glass Shower Door
- 34,000 BTU Furnace
- 13.5K Ducted Air Conditioning
- Best Outside Storage In Class
- 4" Rolled Edge Roof
- 5/8" Tongue And Groove Plywood Floor
- Atwood 6 Gallon Water Heater
- 15" Aluminum Wheels With Nitro Filled Radial Tires And Spare

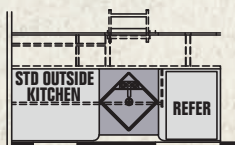
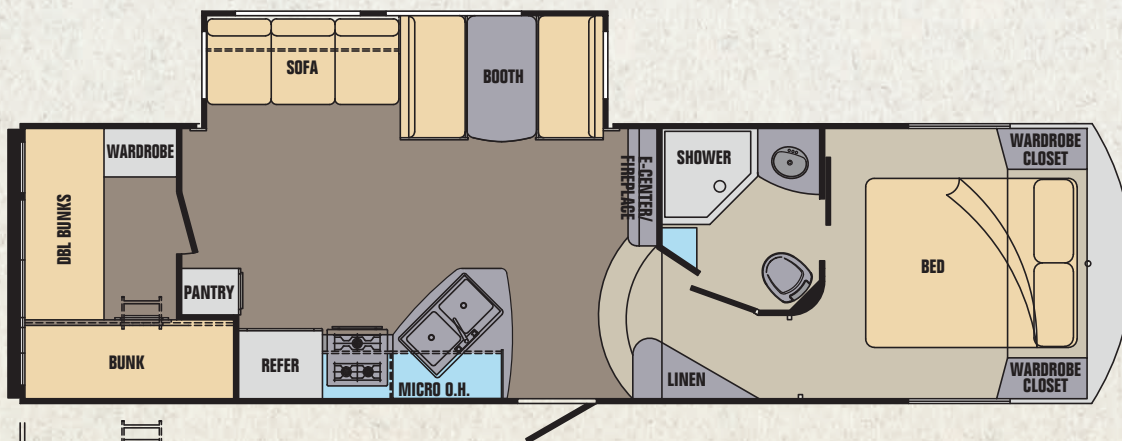
POPULAR OPTIONS

- Fantastic Fans (Bed Room, Bunk Room, Bath Room)
- 15K Air Conditioner
- 50 Amp Service With 2ND AC Prep
- RVQ Grill
- 2 Extra Dinette Chairs, Folding Or High Backs (Your Choice)
- Extreme Weather Package
- Power Awning
- Power Rear Jacks
- Fireplace
- 32" TV
- Booth (Dream Dinette)
- 2ND Air Conditioner

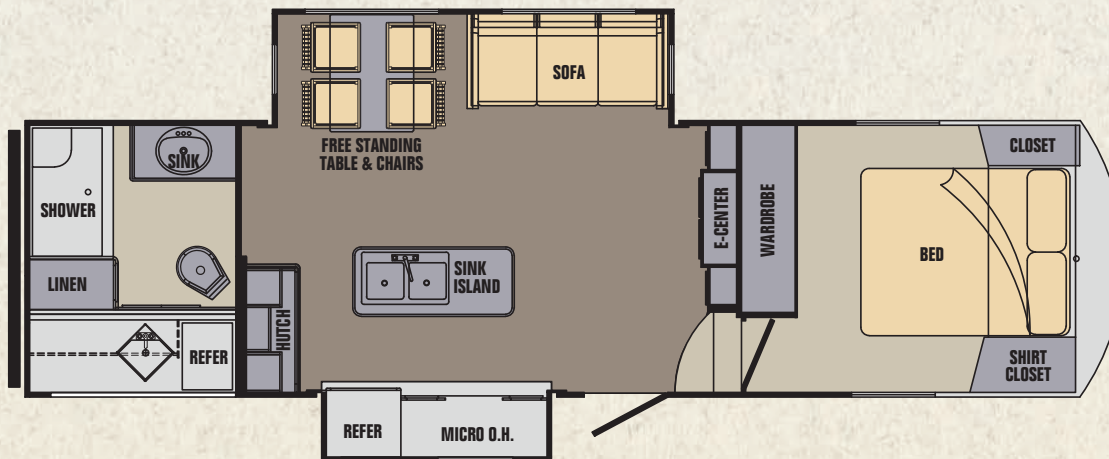
27RL



28BH



28RB





THE SHASTA STORY - Leading Value in the RV Industry

In 1941, the first Shasta "house trailer" was built to be used as mobile military housing. Today, over 70 years later, Shasta remains an important player in the multi-billion-dollar RV industry. As one of the industry's longest producers of recreational vehicles, Shasta is proud of its longevity. We've earned our success in the best possible way - through experience ... more experience than any other R V company in the world. Shasta's respected name prevails in today's fast-moving RV industry because of experience, combined with a strong, service-oriented dealer network, a loyal, repeat customer base, and our outstanding association with our parent company, Forest River.

FLOOR PLAN	27RL RISE	28BH RISE	28RB RISE	SPF 27RL	SPF 28BH	SPF 30RL	SPF 32RE	SPF 33CK	SPF 35BH
Length Overall	29' 11"	29' 11"	29' 11"	29' 11"	31' 11"	33' 11"	33' 11"	35' 11"	39' 11"
Width	100"	100"	100"	100"	100"	100"	100"	100"	100"
Tire size	225/75/15	225/75/15	225/75/15	ST235/80R16	ST235/80R16	ST235/80R16	ST235/80R16	ST235/80R16	ST235/80R16
Exterior Height w/ A/C	12' 2"	12' 2"	12' 2"	12'	12'	12'	12'	12'	12'
Main Slide Room Height	6'	6'	6'	6'	6'	6'	6'	6'	6'
Dry Weight (lbs.)	7,690	8,310	9,026	7,357	8,727	9,163	9,120	10,244	11,964
Hitch Weight (lbs.)	1,271	1,600	2,000	1,454	1,938	1,857	1,443	2,600	1,966
Fresh Water Tank Cap. (gal.)	50	50	50	50	50	50	50	50	50
Grey Water Tank Cap. (gal.)	45	90	90	45	90	90	90	90	90
Black Water Tank Cap. (gal.)	45	45	45	45	45	45	45	45	90
Awning	20'	18'	18'	20'	18'	19'	15'	15'	18'
Furnace (BTU's)	34K	34K	34K	34K	34K	34K	34K	34K	34K
Water Heater Capacity (gal.)	6	6	6	10	10	10	10	10	10



24/7 EMERGENCY ROADSIDE ASSISTANCE

For a worry-free ownership experience Forest River includes one year of Coach-Net RV Technical & Roadside Assistance with each RV purchase. Whether new to the RV lifestyle or an experienced RV enthusiast, Forest River owners have 24/7 access to technical, operational and emergency road service coverage throughout the US & Canada. Coach-Net's fast, dependable service is just a phone call away.



Forest River, Inc. encourages our customers to purchase their Forest River products from a local dealership whenever possible for the following reasons:

- 1) Forest River, Inc. dealers are independently owned and operated businesses so priority service and scheduling is at their discretion and is often provided to customers that purchased their unit at that dealership.
- 2) Purchasing locally allows customers to establish meaningful relationships with a dealer, enhancing the RV experience through assistance with product questions, user tips or RV regulations for your state or country, and much more!
- 3) Canadian customers must meet requirements to bring an RV purchased out of the country to their home. These requirements may involve additional inspections and certifications, taxes and fees. Your local Canadian Dealer is a professional at meeting these requirements.
- 4) Scheduling timely warranty repairs and adjustments through a local dealership provides far greater flexibility and convenience to you, the customer!

It is the goal of Forest River, Inc. that all of our RV owners fully enjoy the RV experience and that customer satisfaction meets or exceeds their expectations!



Learn More
Scan this barcode using a QR Reader on your smart phone to learn more about Forest River.



A Berkshire Hathaway company.

PRE-DELIVERY INSPECTION FACILITY

20,000 square feet of quality assurance. The bare essentials for a premium product. This state-of-the-art facility gives immediate daily feedback to production for quality assurance in every unit built.

All illustrations and specifications contained in this brochure are based on the latest product information at time of publication. Shasta Recreational Vehicles reserves the right to make changes in prices, colors, materials, equipment and specifications, and to discontinue models at any time without notice. Some equipment shown separately, or on products illustrated in this brochure, may be optional at extra cost. Check with your Shasta dealer for more information if you have specific questions. ©Copyright 2014 Shasta, a Division of Forest River Inc - All Rights Reserved.

YOUR SHASTA PHOENIX DEALER: