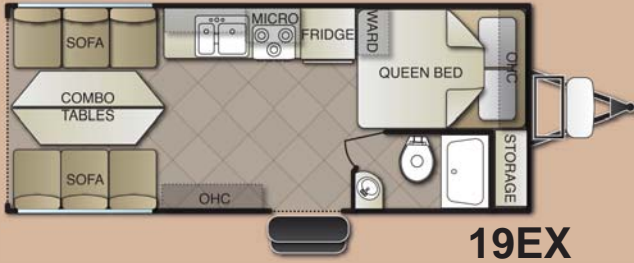


# POWERLITE

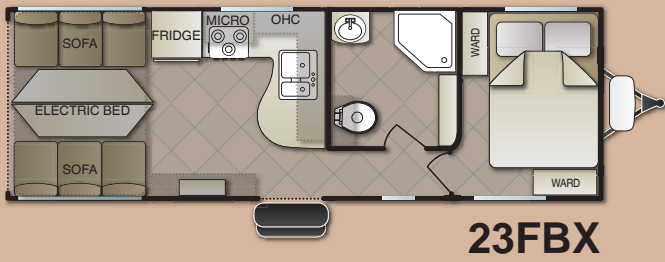
## Metal X



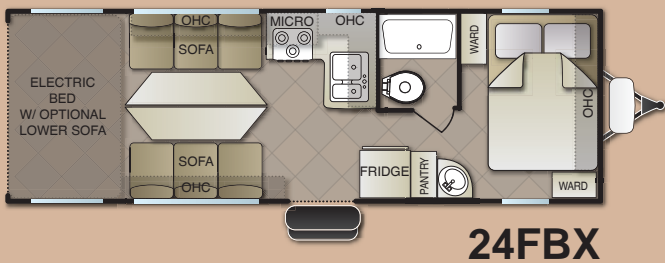
19EX



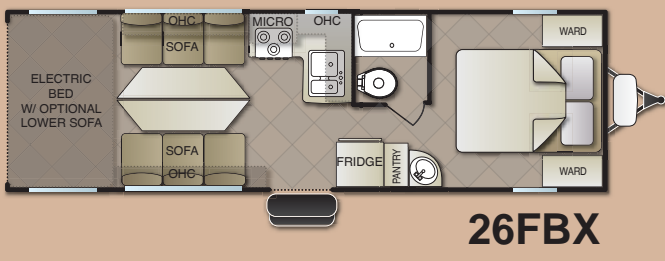
22CBX



23FBX



24FBX



26FBX



### SPECIFICATIONS

MODEL	19EX	22CBX	23FBX	24FBX	26FBX
EXT LENGTH	26'-1"	29'-11"	28'-6"	29'-7"	31'-1"
EXT WIDTH	102"	102"	102"	102"	102"
INT HEIGHT	94"	94"	94"	94"	94"
GVWR	7,500	10,900	10,900	10,900	10,900
AXLE WEIGHT	4,390	5,700	5,080	5,320	5,740
HITCH WEIGHT	550	780	900	1,000	980
UVW	4,980	6,520	6,020	6,360	6,760
PAYLOAD	2,520	4,380	4,880	4,540	4,140
FRESH WATER	50 GAL	100 GAL	100 GAL	100 GAL	100 GAL
GRAY WATER	40 GAL	40 GAL	40 GAL	40 GAL	40 GAL
BLACK WATER	40 GAL	40 GAL	40 GAL	40 GAL	40 GAL
FUEL TANK	18 GAL	18 GAL	18 GAL	18 GAL	18 GAL



NOTE: PCW reserves the right to change or discontinue at any time, without notice, prices, colors, materials, equipment, accessories, specifications, models, and packages, without incurring any obligations to make the same or similar changes to trailers.

## FEATURES

### APPLIANCES

- 13,500 BTU Ducted Air Conditioner
- 20,000 BTU Furnace (floor ducted)
- 3 Burner Cooktop w/over and lighted range hood
- 4,000w Cummins Onan built in Generator
- 900w Microwave w/Carousel
- 6 cu ft double door refrigerator
- 6gal DSI water heater
- AM/FM/DVD/CD/MP3 playe w/USB and Aux input
- Central control panel w/tank minder

### CONSTRUCTION

- 1 piece rubber roof
- 2x3 floor joists, 5/8 T&G decking
- 6" powder coated I beam chassis
- Fully insulated floor
- Grade 2 kiln dried spruce pine fur wood framing
- Heavy duty axles w/electric brakes and ez lube hubs
- Mortis and tenon cabinet doors w/shock assists
- Next Level flooring
- Oversized holding tanks
- Screwed together cabinets
- Truss style roof rafters w/full walk on deck
- Z-Style Outriggers

### EXTERIOR

- 1" thick luggage compartment doors
- Cable Satellite hook ups
- Diamond plate rock guard
- HD digital TV antenna
- Heavy gauge smooth front metal wrap
- High intensity 12v scare light
- Marine grade exterior speakers
- Security bracket

### CARGO

- 102" wide body construction
- 18gal fuel tank w/pump station (OPT 40gal available)
- 3 rows of 1,200 lb cap tie downs
- 84" radius ramp door
- Drive up wheel wells
- Dual rear ramp lights
- Individually keyed self latching ramp door locks

### LIVING ROOM

- Boxed valances w/legs
- Cordless mini blinds
- Dual fold down steel sofas w/pedestal tables
- LED lights under OH cabinets
- Oversized slider windows
- Rear electric 60x80 bed w/storage (OPT on 20CBX)
- Roll up carpet kit (per fp)

### KITCHEN

- Full extension ball bearing drawer guides
- Large double bowl sink w/high rise faucet
- Self edge laminated counter top
- Exterior vented range fan

### BEDROOM

- Designer bedspread
- Mirror ward door
- Overhead and under bed cabinets
- Solid privacy door (per fp)
- True queen 60x80 bed w/pillow top mattress
- TV hook ups

### BATHROOM

- Porcelain toilet
- Tub surround
- Skylight over tub
- 12v exhaust fan

### POPULAR OPTIONS

- HD LED TV - ceiling mount
- 160W Solar panel w/controller & inverter
- 2nd Electric bed
- 40gal fuel station
- Aluminum wheels
- Bunk ladder
- Swivel chair(s) w/table
- Carpet kit
- Glass shower door
- Rear sofa
- Retractable roof ladder
- Winterizing Kit...and many more options.