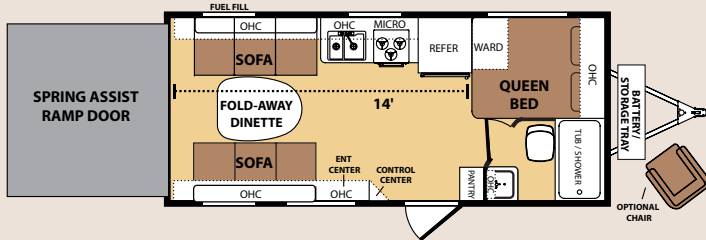
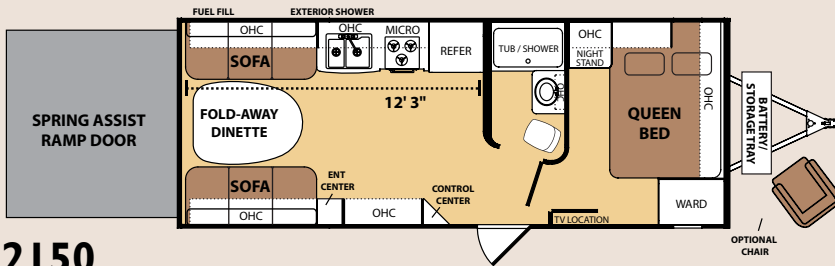


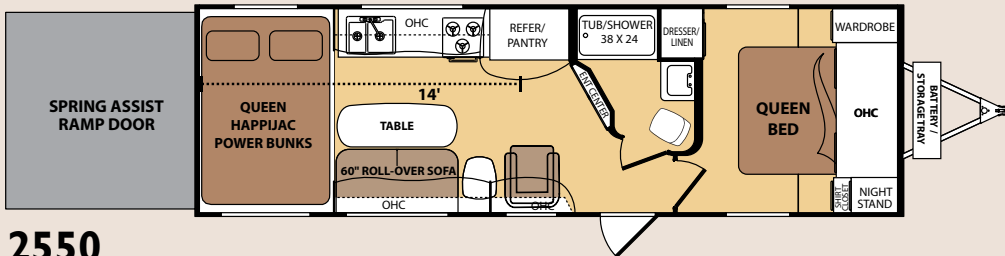
RAZORBACK



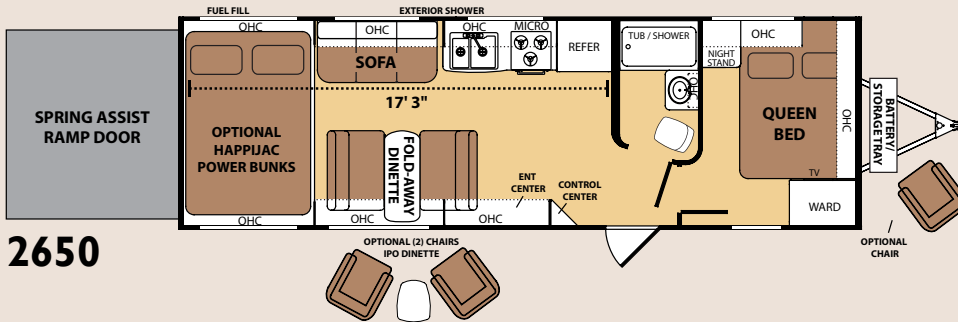
1950



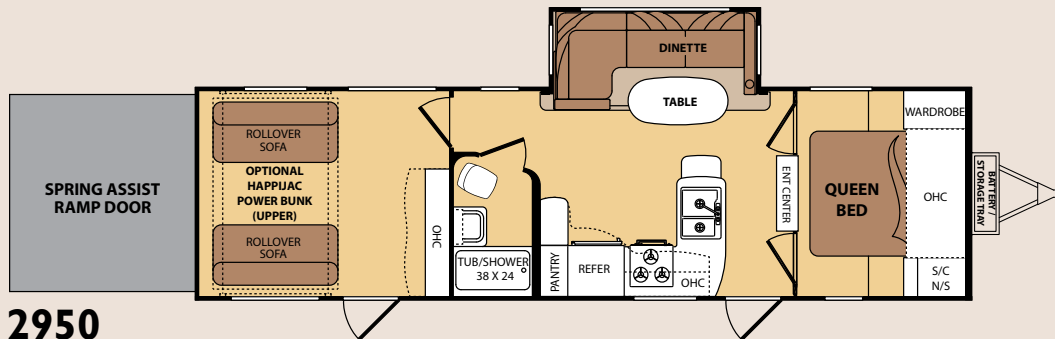
2150



2550



2650



2950

RAZORBACK

Specifications

	Average Shipping Weight*	Hitch Weight	Cargo Capacity	Length	Width	Height	Fresh Water Capacity**	Black Water Capacity	Gray Water Capacity	Furnace BTU
1950	5,834	817	3,166	24' 8"	8' 6"	11' 8"	82	42	42	19,000
2150	6,603	924	2,897	26' 1"	8' 6"	12' 1"	92	42	42	19,000
2550	7,652	1,149	3,348	31' 6"	8' 6"	11' 11"	82	42	42	19,000
2650	7,833	1,096	3,167	31' 1"	8' 6"	12' 1"	92	42	42	19,000
2950	9,022	1,534	4,478	34' 8"	8' 6"	12' 3"	92	42	42	35,000

*Our weights represent how most units are built, inclusive of many commonly-ordered options.

**Fresh water capacity includes water heater capacity

Standards and Options

Exterior

Steel Loops on Chassis for Outside Security Lock
Dual Battery Tray
Front Cargo/Generator Rack
Oversized Exterior Storage Compartments
Cargo Ramp Loading Lights
Rear Security/Work Lights
Black Trim Windows w/Tinted Safety Glass
Diamond Plate Rock Guard
Radius Entry Door
Triple Entry Steps
Keyed Ramp Door Latches
2" Quick Release Dump Valve on Fresh Water Tank
Fiberglass Skin Upgrade (2550, 2650, 2950)

Garage

7' Insulated Bottom Hinged Spring Assisted Ramp Door
Tuff-Ply Gas/Oil Resistant Dovetail Flooring
Metal Ram Air Vents
Fuel Station w/12V Pump, 30 GAL Fuel Tank & Static Line
2,500 LB Tie Down Rings
Dovetail Rear Entry
Flat Floor Design – No Wheel Wells

Options

Onan® 4.0 KW Generator w/Start/Stop Switch, Hour Meter & Fuel Gauge
15,000 BTU AC Upgrade
Fiberglass Skin Upgrade (1950 & 2150)
Razorback Logo Chair
2 Razorback Logo Chairs IPO Sit-n-Sleep Dinette (2650)

Interior

Jensen Stereo w/AM/FM/CD/DVD/Player w/AUX, 4 Interior Speakers, 2 Exterior Marine Speakers
Speaker Upgrade w/Powered Subwoofer (N/A 1950)
13,500 BTU Ducted AC (1950 non-ducted)
LCD HDTV w/Outside Entertainment Bracket (19"– 1950, 2150) (24"– 2650) (32"– 2950, 2550)
Razorback Central Command Center
12V Disconnect Switch
6 CU FT LP/Electric Refrigerator w/Black Front Panel (1950)
8 CU FT Refrigerator Upgrade (N/A 1950)
3-Burner Range
Fantastic Fan in Kitchen
Microwave/Convection Oven
Bottle Opener in Kitchen
Kitchen Sink Cover
Hardwood Cabinet Doors
Residential Cabinet Hardware
Overhead Cargo Netting
Laundry Chute in Bedroom (N/A 1950 & 2550)
Custom Razorback Foldaway Furniture
Foot Flush Toilet
Puck Lighting above Cabinets
Metal Drawer Guides
Hard Lambrequin Window Treatments
Multiple Cable TV Connections
Directional Digital TV Antenna
Metal Blinds
Shower/Tub Surround
Skylight over Shower/Tub
Power Bathroom Exhaust Fan

Mirrored Medicine Cabinet
Oversized Tinted Safety Glass Windows
Up to 17' of Cargo Space

Equipment

Heavy-Duty Axles
(4) 12" Electric Brakes
Electric Power Awning w/Adjustable Legs
Radial Tires
6 GAL LP/Electric Water Heater w/DSI
30 AMP Service w/Power Cord
55 AMP Converter
Black Tank Flush
Forced Air Furnace
Dual 7.5 GAL (30 LB each) LP Tanks w/Cover
Front & Rear Stabilizer Jacks
Rear Screen Wall
Aluminum Wheels (16" – 2950)
Spare Tire w/Carrier (16" – 2950)
Electric Bed Lift w/Top Bed, Flip Up Bottom Sofa Sleeper & Ladder (N/A 1950 & 2150)

Construction

Wide Body
I-Beam Chassis (8" – 1950, 2150, 2650) (10" – 2950)
Steel Reinforced Garage Floor
7/8" One-Piece Floor Decking (main floor)
5" Trussed Roof
Fiberglass Insulation in Roof, Floor & Walls
1" Thick Insulated Baggage Doors
Heated & Enclosed Water Tanks

Your Local Dealer

Scan our quick response code to open our website, and explore the many products we have to offer!



Disclaimer: Product information is as accurate as possible as of the date of publication of this brochure. Features, floorplans and specifications are subject to change without notice. Please also consult our website for more current product information and specifications.

Tow Vehicle Disclaimer CAUTION: Owners of Dutchmen Manufacturing, Inc., recreational vehicles are solely responsible for the selection and proper use of tow vehicles. All customers should consult with a motor vehicle manufacturer or their dealer concerning the purchase and use of suitable tow vehicles for Dutchmen products. Dutchmen disclaims any liability or damages suffered as a result of the selection, operation, use or misuse of a tow vehicle. Dutchmen's limited warranty does not cover damage to the recreational vehicle or the tow vehicle as a result of the selection, operation, use or misuse of the tow vehicle.



Dutchmen

P.O. BOX 2000 • 2164 Caragana Court Goshen, Indiana 46526 • Sales: 574.537.0600 Fax: 574.533.0996

1.15 © Thor Industries, Inc.