



A 46 YEAR TRADITION



Prowler



Visit HEARTLAND on:





Model 27P BHS

LUXURIOUS AFFORDABLE

Feel at home in a Prowler with features like deep slides, extra tall ceilings, large two basin sink, convenient spice rack, beautiful glazed hardwood cabinetry, large living room skylight, removable dinette table, large tinted windows and many more great features. You will not have to sacrifice any of the comforts that you cherish at home.



Model 32P BHS

46 YEARS of EXPERIENCE GOLD STAR STATUS



Thanks to forward thinking in design and customer driven features, Prowler has become one of the most successful RVs on the market. Since its introduction in 1969, Prowler has sold more than 300,000 units and has garnered 46 years of RV experience. Prowler holds the distinguished title as the #1 selling RV of all time. The newest members of the Prowler bloodline carry on this proud tradition. Prowler's engineers and designers have worked together to bring you the most reliable and user friendly RV on the market today.



Model 29P RKS

A PLACE FOR EVERYTHING EVERYTHING IN ITS PLACE



Prep area, cleanup, and storage are the three most important elements in the kitchen. You demand more counter space and Prowler's own in-house counter top shop delivers counters that are uniquely arched in design so they flow with the kitchen while maximizing every inch of space. Prowler customers never have to sacrifice in the kitchen.



Model 29P RKS

Model 29P RKS



Prowler's large 50/50 sink allows you to wash and rinse residential pot and pans with ease.



The Prowler Paw design provides approximately 25% more workspace.



An eye level integrated Spice Rack puts the seasonings right where you can see them.



Large 19" gas oven with three burner cook top with high output front burner for large pots and pans.



Strong, steel ball bearing, full extension design allows much larger and deeper drawers.



Hidden Trash Receptacle keeps the trash out of sight and out of the way, not to mention the odor.



SWEET STORAGE SWEET DREAMS



Face it, you've got stuff and Prowler delivers the storage space necessary for your entire family. Large closets, some with clothes rods and some with drawers, dressers, overheads, even under-bed storage. Every square inch of usable space has been maximized so you can bring all your favorite stuff on vacation. The other main point of a vacation is to catch up on your rest. Prowler provides comfortable sleeping arrangements for your family.



Model 29P RKS



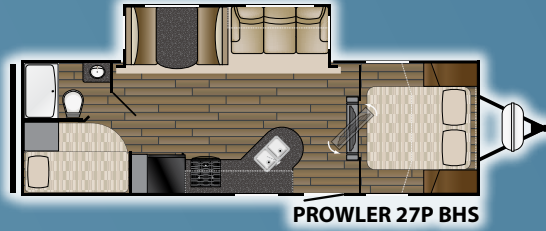
Model 29P RKS



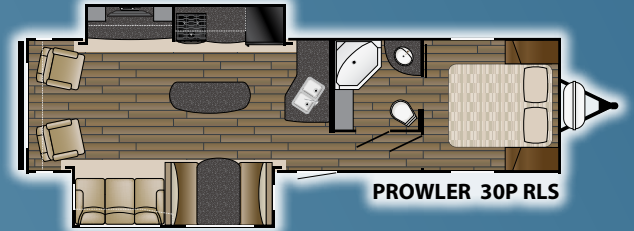
Model 27P BHS



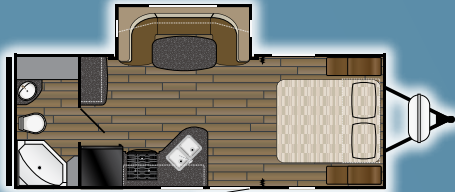
PROWLER TRAVEL TRAILERS



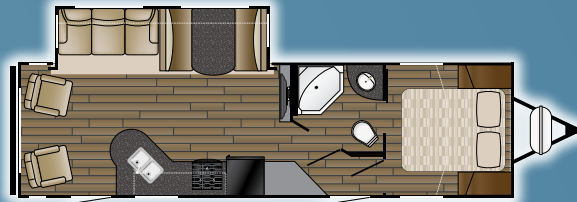
PROWLER 27P BHS



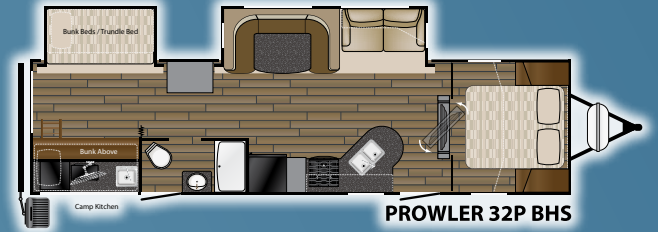
PROWLER 30P RLS



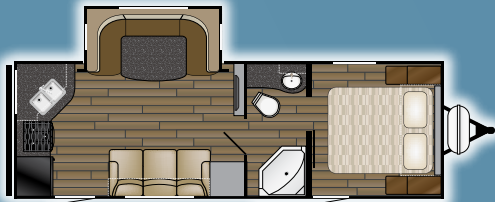
PROWLER 20P RBS



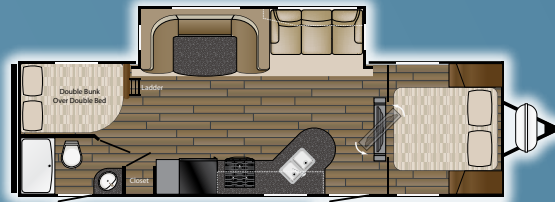
PROWLER 28P RLS



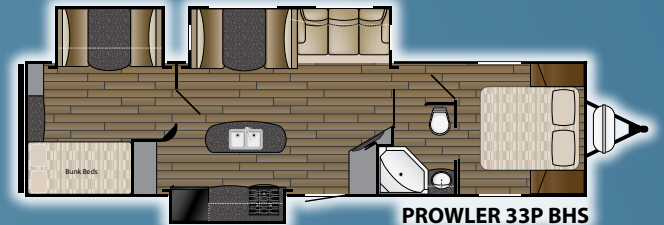
PROWLER 32P BHS



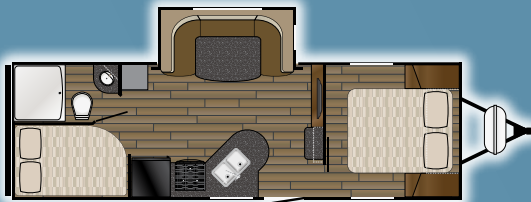
PROWLER 25P RKS



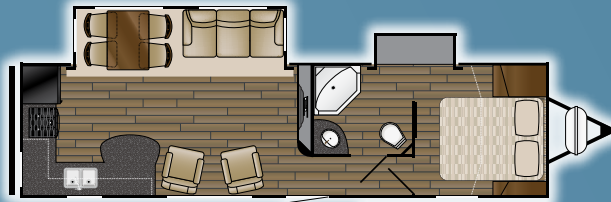
PROWLER 28P BHS



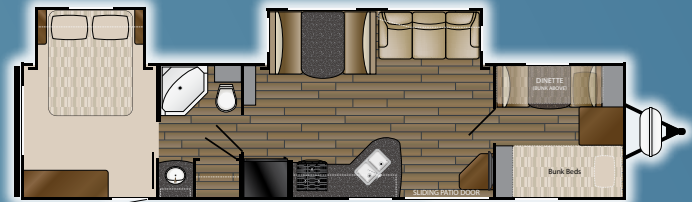
PROWLER 33P BHS



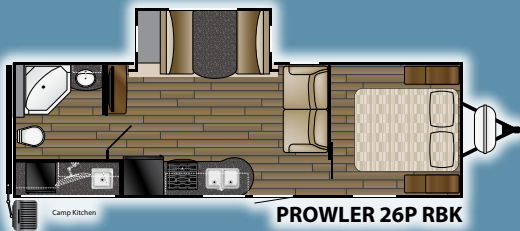
PROWLER 26P BHS



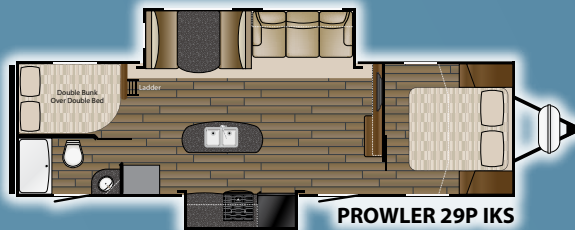
PROWLER 29P RKS



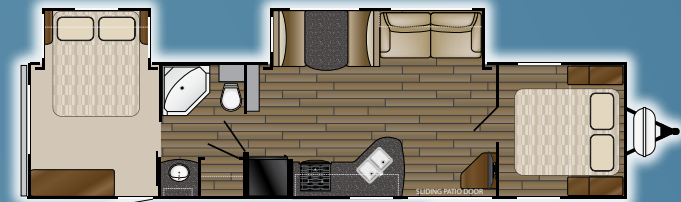
PROWLER 37P FQB



PROWLER 26P RBK



PROWLER 29P IKS



PROWLER 37P DBR

Note: Length defined as tow point (Ball coupler for travel trailers / King pin for 5th wheel trailers) to rear bumper. Add 9" w/ Extended Pin Box

HIGHER STANDARDS...

Construction Features

- .024" aluminum exterior metal
- R-7 rated fiberglass insulated sidewall, roof, floor
- 5/8" marine grade floor decking
- Roof rafters wood tapered 4-1/2" trusses
- Aerodynamic radius front profile
- Wall studs on 16" centers
- Electric-powered slide room
- Fully walkable roof
- One-piece, seamless rubber roof
- 8' exterior width
- 80" interior ceiling height
- 2" x 3" longitudinal floor joists
- Cambered structural steel I-beam frame
- Finished pass-through storage

Exterior

- Radial tires with steel rims and E-Z Lube axles
- Chrome wheel lug covers
- Molded fender skirts
- Colored front and rear metal
- Patio light with inside switch
- Screen door
- Rain guttering with extra long drip spouts
- 30# LP bottles with auto change over and easy access cover

- Radius tinted safety glass windows
- Extra large entry grab handle
- Diamond plate stone guard

Interior

- Overhead cabinet over sofa in slide-outs
- Multi-purpose inside/outside dinette table
- Convertible sleeper sofas with arms
- Cable TV hook-up with RG6 coax cabling
- AM/FM/MP3 CD/DVD entertainment system with inside and outside speakers
- Crank-up TV antenna with signal booster
- Chair rail in slide room
- Designer barrel shade over dinette
- Extra large skylight in living area
- Wood pocket door in bedroom and bunk room

Heat, Air, Power and Water

- Hook-up for city water
- Systems monitor panel
- 12 Volt demand water pump
- 13,500 BTU ducted A/C
- 12 Volt electrical system with deluxe 110 Volt 45 Amp power converter
- DSI gas and electric hot water heater
- Built-in 30 Amp power cord
- 110 Volt GFCI protected exterior receptacle
- Auto-ignition furnace with wall thermostat
- In-floor ducted heat

- Water system winterization kit
- Water heater bypass

Kitchen

- Microwave oven with carousel
- Ball bearing drawer guides
- Residential style (50/50) sink
- Three burner cook top
- Range hood with light and exhaust fan
- Double door refrigerator with freezer
- Spice rack - select models
- Pull-out trash can - select models
- Stainless steel knobs and pulls

Bathroom

- ABS tub/shower surround
- Bathroom power vent
- Medicine cabinet with built-in shelf
- Towel ring
- Designer shower curtain
- Porcelain toilet with foot flush

Bedroom

- Queen bed with innerspring mattress
- TV hookups
- Shirt wardrobe in bedroom
- Finished under-bed storage with gas struts
- Deep overhead storage cabinet above bed
- Electric outlets on both sides of the bed

Standard Safety Equipment

- Propane alarm

- Break-away switch
- Dead-bolt lock on entrance door
- Dual hitch safety chains
- Smoke alarm
- Multiple egress windows
- Fire extinguisher
- Carbon monoxide alarm

Options:

- Spare tire and carrier
- Manual stabilizer jacks two pair
- Power stabilizer jacks two pair
- Power tongue jack
- Exterior shower
- Exterior grill
- Electric awning with LED lights
- Aluminum wheels
- Rear ladder
- Black tank flush
- Heated and enclosed underbelly
- Fiberglass sidewalls
- Night shades in living area and bedroom
- Tri-fold sleeper sofa- select models
- HD LCD TV
- Free standing dinette - select models
- 8 cubic foot refrigerator
- Sink covers
- 15,000 BTU air conditioner in place of 13,500 BTU A/C

PROWLER TRAVEL TRAILERS

MODEL	LENGTH	DRY	HITCH	HEIGHT	AWNING	TANKS
37P DBR	38' 10"	8,366	950	11' 4"	17'	42 ^F 70 ^G 35 ^B
37P FQB	38' 10"	8,559	1,067	11' 4"	17'	42 ^F 70 ^G 35 ^B
33P BHS	36' 10"	8,212	684	11' 4"	17'	42 ^F 70 ^G 35 ^B
32P BHS	35' 10"	7,849	920	11' 4"	15'	42 ^F 70 ^G 35 ^B
30P RLS	35' 3"	7,786	838	11' 4"	13'	42 ^F 35 ^G 35 ^B
29P IKS	33' 2"	7,758	912	11' 2"	17'	42 ^F 70 ^G 35 ^B
29P RKS	34' 8"	7,186	812	11' 2"	15'	42 ^F 70 ^G 35 ^B
28P BHS	32' 4"	6,612	850	11' 2"	17'	42 ^F 35 ^G 35 ^B
28P RLS	33' 0"	6,856	665	11' 2"	15'	42 ^F 35 ^G 35 ^B
27P BHS	31' 4"	6,278	750	11' 2"	14'	42 ^F 35 ^G 35 ^B
26P RBK	30' 2"	6,250	580	11' 2"	14'	42 ^F 35 ^G 35 ^B
26P BHS	29' 10"	6,246	760	11' 4"	17'	42 ^F 35 ^G 35 ^B
25P RKS	28' 8"	5,958	438	11' 2"	14'	42 ^F 70 ^G 35 ^B
20P RBS	26' 0"	4,925	450	10' 9"	14"	42 ^F 35 ^G 35 ^B



Prowler Lynx

High Value TRAVEL TRAILERS BY HEARTLAND



Model 30LX

COMFORT



Model 25 LX



Rear Bunks



VALUE



Model 30 LX



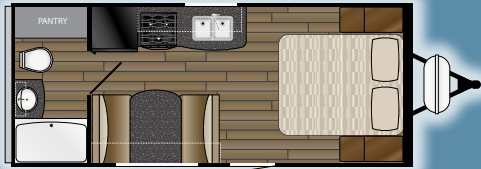
U-Shape Mega Dinette



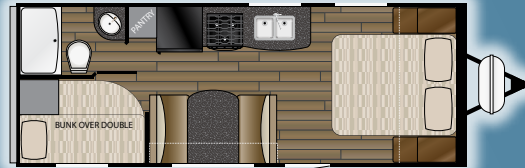
Model 30LX

THE BEST FLOORPLANS!

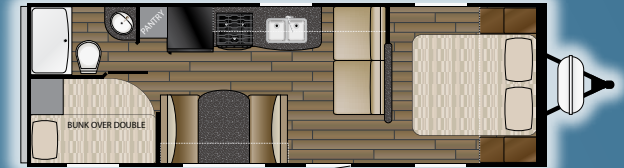
PROWLER LYNX TRAVEL TRAILERS



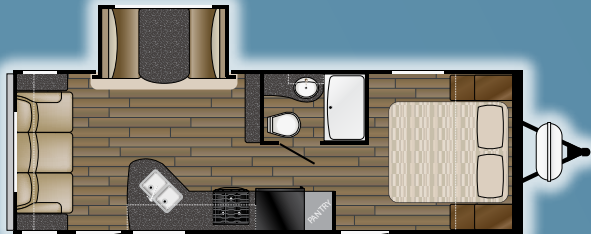
PROWLER LYNX 18 LX



PROWLER LYNX 22 LX



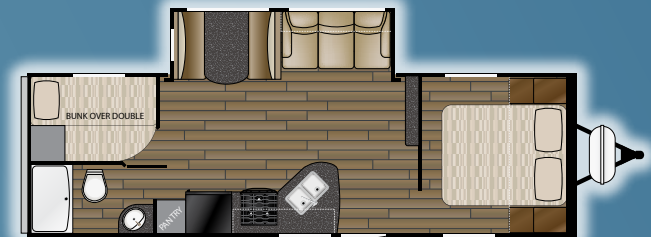
PROWLER LYNX 25 LX



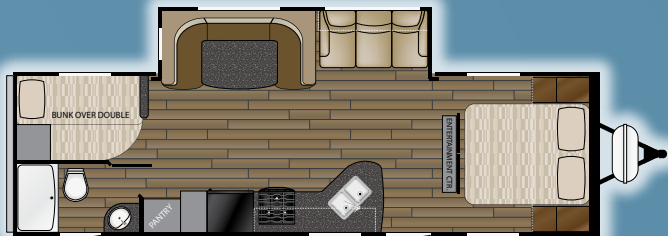
PROWLER LYNX 26 LX



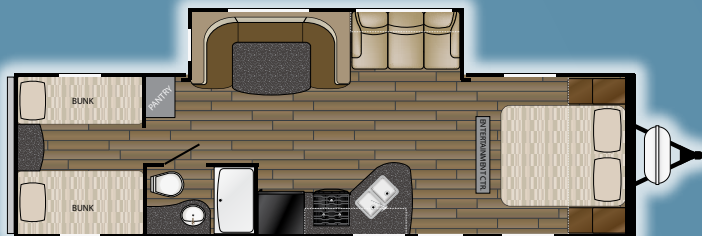
PROWLER LYNX 265 LX



PROWLER LYNX 27 LX



PROWLER LYNX 285 LX



PROWLER LYNX 30 LX

PROWLER LYNX TRAVEL TRAILERS

MODEL	LENGTH	DRY	HITCH	HEIGHT	AWNING	TANKS
30LX	33' 11"	6,720	880	11' 2"	15'	42 ^F 35 ^G 35 ^B
285LX	32' 7"	6,695	720	11' 2"	17'	42 ^F 35 ^G 35 ^B
27LX	30' 5"	5,956	692	11' 2"	14'	42 ^F 70 ^G 35 ^B
265LX	28' 11"	5,870	650	11' 2"	14'	42 ^F 35 ^G 35 ^B
26LX	28' 8"	5,546	610	11' 2"	17'	42 ^F 35 ^G 35 ^B
25LX	29' 1"	4,814	528	11' 0"	14'	42 ^F 35 ^G 35 ^B
22LX	25' 7"	4,370	524	11' 0"	12'	42 ^F 35 ^G 35 ^B
18LX	22' 11"	3,966	378	11' 0"	14'	42 ^F 35 ^G 35 ^B

Note: Length defined as tow point (Ball coupler for travel trailers / King pin for 5th wheel trailers) to rear bumper.
Add 9" w/ Extended Pin Box

High Value Travel Trailers BY HEARTLAND



PROWLER KNOWS RVing



HIGHER STANDARDS...

Construction Features

- .024" aluminum exterior metal
- R-7 rated fiberglass insulated sidewall, roof, floor
- 5/8" marine grade floor decking
- Roof rafters wood tapered 4-1/2" trusses
- Aerodynamic radius front profile
- Wall studs on 16" centers
- Electric-powered slide room (slide-out models)
- Fully walkable roof
- One-piece, seamless rubber roof
- 8' exterior width
- 80" interior ceiling height
- 2" x 3" longitudinal floor joists
- Cambered structural steel I-beam frame

Exterior

- Radial tires with steel rims and E-Z Lube axles
- Molded fender skirts
- Colored front and rear metal
- Patio light with inside switch
- Screen door
- Rain guttering

- with extra long drip spouts
- Radius tinted safety glass windows

Interior

- Overhead cabinet over sofa in slide-outs
- Multi-purpose inside/outside dinette table
- Convertible sleeper sofas
- Cable TV hook-up with RG6 coax cabling
- AM/FM/MP3 stereo with inside speakers
- Crank-up TV antenna with signal booster

Heat, Air, Power and Water

- Hook-up for city water
- Systems monitor panel
- 12 Volt demand water pump
- 13,500 BTU ducted A/C - select models
- 12 Volt electrical system with deluxe 110 Volt 45 Amp power converter
- DSI gas hot water heater
- 110 Volt GFCI protected exterior receptacle
- Auto-ignition furnace with wall thermostat
- In-floor ducted heat
- Water system winterization kit
- Water heater bypass

Kitchen

- Microwave oven with carousel
- Ball bearing drawer guides
- Three burner cook top
- Range hood with light and exhaust fan
- Double door refrigerator with freezer
- Built-in knife rack behind stove
- Stainless steel knobs and pulls

Bathroom

- ABS tub/shower surround
- Bathroom power vent
- Towel ring
- Designer shower curtain

Bedroom

- Queen bed with innerspring mattress
- TV hookups
- Shirt wardrobe in bedroom
- Finished under-bed storage

Standard Safety Equipment

- Propane alarm

- Break-away switch
- Dead-bolt lock on entrance door
- Dual hitch safety chains
- Smoke alarm
- Multiple egress windows
- Fire extinguisher
- Carbon monoxide alarm

Options

- Spare tire
- Manual stabilizer jacks two pair
- Power stabilizer jacks two pair
- Power tongue jack
- Power awning with LED lights
- 15,000 BTU A/C in place of 13,500 A/C
- Night shades in living room and bedroom
- Exterior shower
- Traditional oven
- Outside grill



PROWLER FIFTH WHEELS

Prowler

A 46 YEAR TRADITION



LIGHTER WEIGHT FIFTH WHEELS



Prowler offers the INDUSTRY's first, low cost 5th wheel. Prowler is priced like a travel trailer with the features of a 5th wheel. Prowler offers taller ceilings, easier tow-ability, and faster hook-ups. Explore roomy bathrooms with vaulted ceilings and functional space. Relax in well-designed living areas and dinettes. Prowler

engineers have taken special care to utilize every space for storage without sacrificing the luxuries of recreational living. Prowler designers have spent extra time planning the sleeping area that provides offset beds with more floor space for dressing as well as large wardrobe closets for storage.



DURABLE, RESILIENT NON-SLIP FLOORING
beaflor®
HEARTLAND ADVANTAGE

Model P292



Model P292

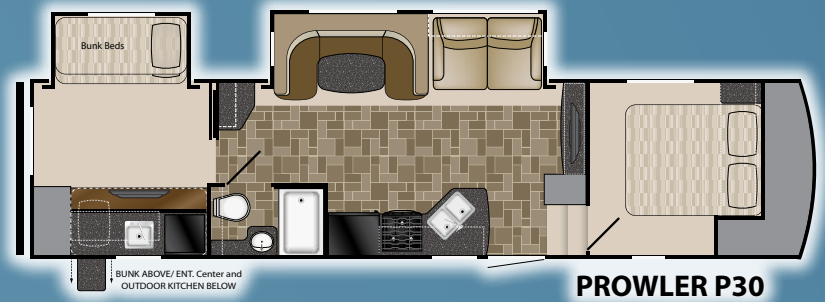
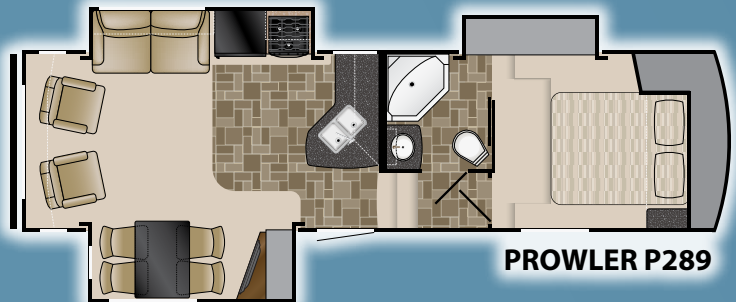
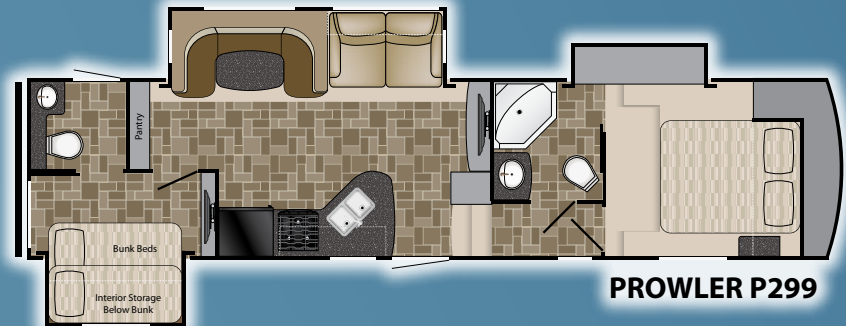
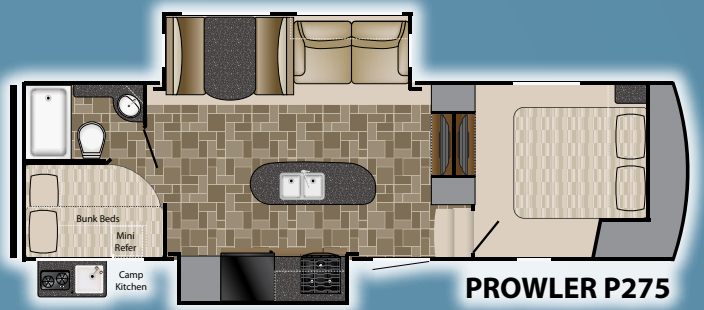
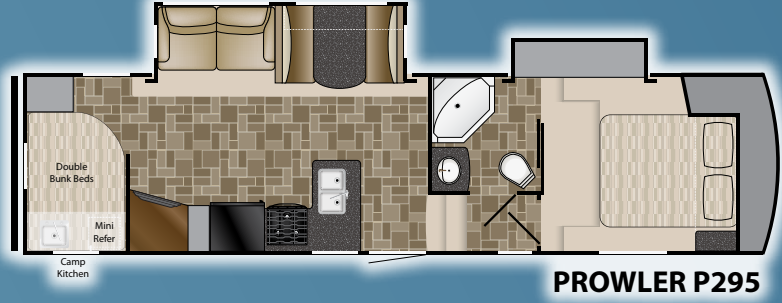
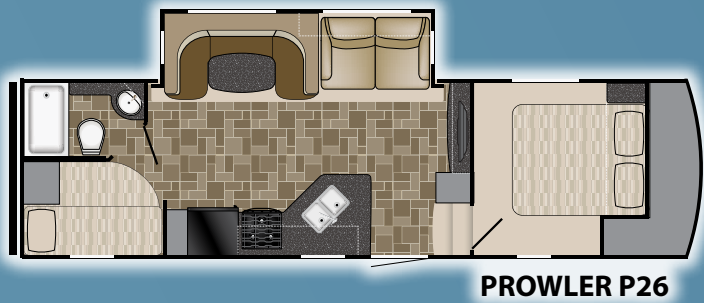
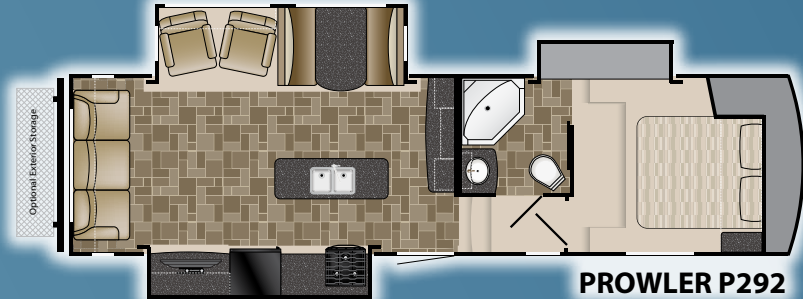
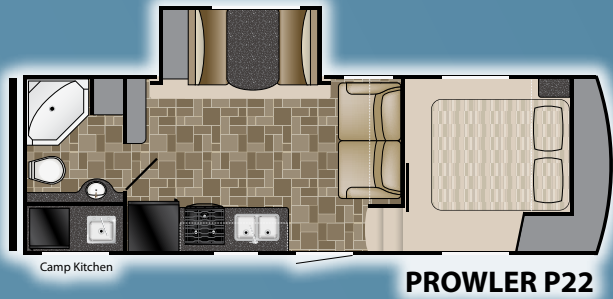
HIDDEN HINGES
HEARTLAND ADVANTAGE

FULL EXTENSION BALL BEARING SLIDES
HEARTLAND ADVANTAGE



Model P292

PROWLER FIFTH WHEELS



HIGHER STANDARDS...

Exterior Standards

- XL folding assist handle at entry door
- Correct Track alignment system
- Aluminum wheels
- Radial tires
- Full walk on roof
- Radius tinted windows with safety glass
- Entrance door with radius corners
- Water heater bypass kit
- Exterior shower
- Gel coated fiberglass front cap - Tight Turn Technology
- Front hitch light
- 30# LP bottles
- Power awning with LED lights
- Detachable power cord
- Cable TV hookup with antenna
- Power front jacks
- Spare tire
- Heated & enclosed underbelly
- Black tank flush
- Painted front cap
- 2" one-piece vacuum bonded floor
- Laminated sidewalls with aluminum studs

Interior Standards

- Residential 50/50 kitchen sink
- Microwave oven with carousel
- Stainless steel hardware
- Hidden hinges
- Steel ball bearing drawer guides
- Box valances with lambrequins in living room
- Night shades in living area and bedroom
- AM/FM/CD/DVD entertainment center
- 13,500 BTU air conditioner
- Porcelain toilet with foot flush
- Two marine grade outdoor speakers
- Gas, electric, DSI water heater
- Gas oven with three burner range
- Range hood with light and exhaust fan
- Real wood drawer fronts
- Pocket bored screwed cabinets
- Sofa with convertible sleeper
- Chair rail in slide room
- Skylight in the shower
- Sliding wood pocket doors
- Roof vents
- Neo angle glass shower (select models)
- Designer barrel shade over dinette

Standard Safety Equipment

- LP detector with alarm
- Break away switch
- Dead bolt lock on entrance door
- Dual hitch safety chains
- Smoke detector with alarm
- Multiple egress windows
- Fire extinguisher
- Carbon monoxide detector with alarm

Options:

- Exterior grill
- Fold-down bike rack/storage
- Tri-fold sleeper sofa - select models
- HD LCD TV
- 8 cubic foot refrigerator - select models
- Sink covers
- 15,000 BTU air conditioner in place of 13,500 BTU

PROWLER FIFTH WHEELS

MODEL	LENGTH	DRY	HITCH	HEIGHT	AWNING	TANKS
P30	34' 5"	9,022	1,670	11' 10"	17'	47 ^F 80 ^G 40 ^B
P299	35' 9"	9,475	1,420	11' 10"	15'	47 ^F 80 ^G 40 ^B
P295	33' 3"	8,420	1,520	11' 10"	16'	47 ^F 80 ^G 40 ^B
P292	32' 7"	8,723	1,685	11' 10"	17'	47 ^F 40 ^G 40 ^B
P289	31' 4"	8,289	1,725	11' 10"	14'	47 ^F 40 ^G 40 ^B
P275	29' 9"	7,990	1,250	11' 10"	15' 6"	47 ^F 80 ^G 40 ^B
P26	29' 9"	7,475	1,185	11' 10"	15'	47 ^F 80 ^G 40 ^B
P22	26' 6"	7,012	1,420	11' 10"	14'	47 ^F 40 ^G 40 ^B

Note: Length defined as tow point (Ball coupler for travel trailers / King pin for 5th wheel trailers) to rear bumper.

Add 9" w/ Extended Pin Box





Heartland Recreational Vehicles
2831 Dexter Drive • Elkhart, IN 46514 • 574-262-5992

Community. Convenience. Close-to-home.

Where you purchase your recreational vehicle is ultimately your decision but Heartland urges you to consider buying at your local dealer. Dealers are part of your community, providing jobs and contributing to your local economy. These dealers are under obligation to provide warranty service for products they sell, but are not legally required to service products purchased from other dealers. At some point, you may need to return to the dealer you buy from - why not stay close to home? After all, home is where your Heartland is!

BENEFITS OF PURCHASING YOUR RV LOCALLY:

- You enjoy valuable relationship building with Dealer Representatives, close to your home, who will explain the features and benefits of the product.
- You receive a full product orientation prior to delivery, which includes hands-on directions for many of the coach's systems and functions. You are also introduced to the Dealership's Service/Parts/Warranty personnel who are at the ready to help you with any issues you may encounter, now and in the future.
- You enjoy customer PRIORITY. Dealerships generally service their purchasing customers first - others may experience long delays and miss opportunities to use their RV. What is it worth for you to have a dealership's full attention and motivation to satisfy you when you need service - in a timely manner?
- Valuable TAX dollars and jobs stay in YOUR community which pays for your roads, schools, police and fire departments.

DON'T UNDERESTIMATE CUSTOMER SERVICE AND PERSONAL CARE!

For Canadian Residents: If you purchase an RV out-of-country, there are additional fees, taxes and inspections that must be met before bringing your product home. Your local Canadian dealers are experts in these provisions.

Visit HEARTLAND on:



Your Authorized Heartland Dealer:

HEARTLAND PROUDLY PARTNERS WITH THE HIGHEST QUALITY VENDORS
in manufacturing our recreational vehicles:



Prowler



HEARTLAND CUSTOMER SERVICE WE'VE GOT YOUR BACK!

Over 40 men and women located in a dedicated facility servicing our customers every day. With a dealer network of over 400 locations across the U.S. and Canada, you're never far from an authorized Heartland dealer.

www.HEARTLANDRVs.com



- Experience:
- Product Walk-Through Videos
 - Side By Side Comparisons
 - Feature Videos • Photo Galleries
 - Virtual 360° Tours
 - Detailed Floor Plans
 - News • Testimonials
 - Dealer Locator • Owners Club
 - Customer Service • Service Locator
 - and More at our Informative Web Site



Product information is as accurate as possible as of the date of publication of this brochure. Due to Heartland's commitment to continuous product improvement - floorplans, materials, components, features, measurements, specifications, options, etc. are subject to change at any time without notice or obligation. In certain conditions some additional equipment may be needed. Photos may show optional equipment or props used for photography purposes only.

Heartland has listed the approximate base weight of the trailer without the option equipment included. Option equipment will impact the weight of the trailer. Please locate the weight sticker attached to the trailer you are considering for the most accurate trailer weight.

Tow Vehicle Caution: Owners of Heartland recreational vehicles are solely responsible for the selection and proper use of tow vehicles. All customers should consult with a motor vehicle manufacturer or their dealer concerning the purchase and use of suitable tow vehicles for Heartland products. Heartland disclaims any liability or damages suffered as a result of the selection, operation, use or misuse of a tow vehicle. Heartland's limited warranty does not cover damage to the recreational vehicle or the tow vehicle as a result of the selection of the tow vehicle.

Product information and specifications apply to coaches beginning with serial number 291550

50,000 Litho 12/14