



8' WIDE MODELS

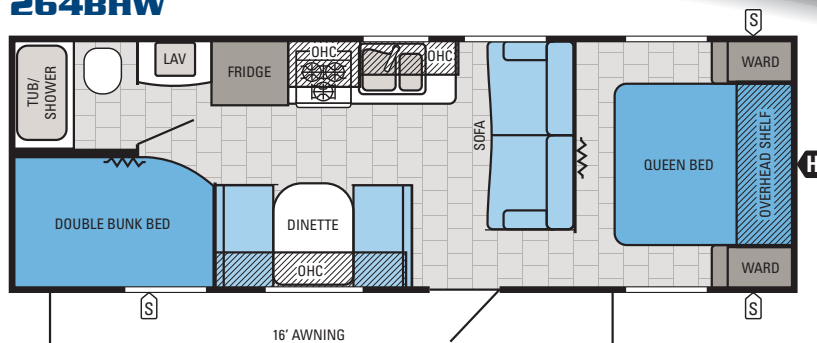
NEW

KEY FEATURES

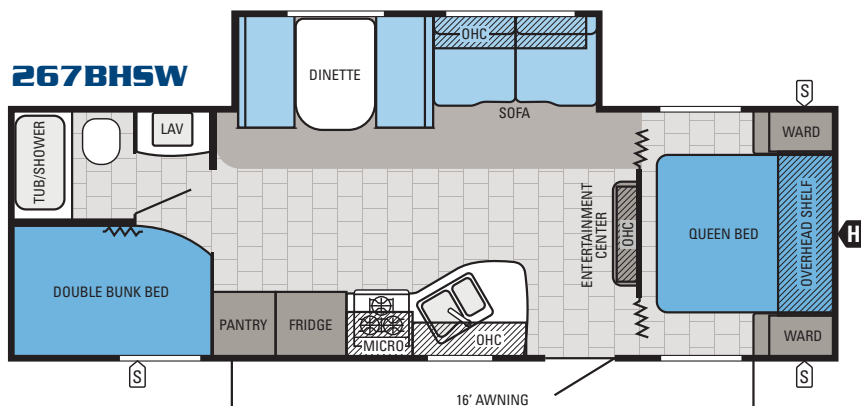
- 81" interior height
- 8' wide
- Plywood floor decking
- (4) stab jacks
- Power awning
- (2) 20# Propane tanks
- 13.5 BTU Roof A/C
- 6-gallon gas DSI water heater
- Tub surround
- 6 cu. ft. refrigerator
- Oven with 3-burner cooktop
- Double bowl kitchen sink with upgrade faucet
- Curtains at bunk areas

Plus features found on other Jay Flight models, such as LED lighting, Denver Mattress-brand bunk mats, and Jayco's 2-Year Warranty.

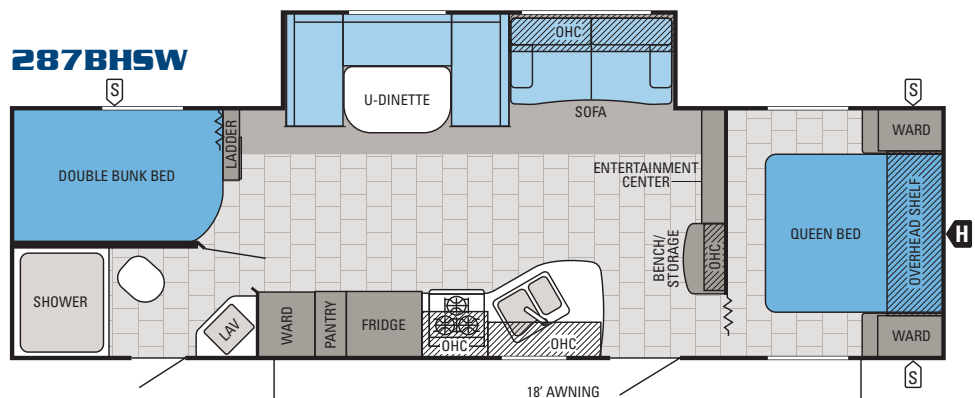
264BHW



267BHSW



287BHSW



Generations of family fun.

JAY FLIGHT SLX STANDARDS & OPTIONS (8' WIDE MODELS)

STANDARD EXTERIOR EQUIPMENT

- .024 mesa crimp exterior aluminum
- 4" cambered steel box tube frame
- Fully integrated A-frame
- 5/8" plywood floor decking
- One-piece, seamless DiFlex II roof material
- 13,500-BTU roof-mounted air conditioner
- Amber patio light
- Clamp-ringed, safety-glass windows with automotive gasket seals
- Radial tires
- Galvanized-steel, impact-resistant wheel wells
- Radius-cornered entrance and baggage doors
- Double-wide corner mold extrusions
- Aerodynamic front profile
- 30-amp service
- Dual 20-lb. propane bottles

STANDARD INTERIOR EQUIPMENT

- 81" ceiling height
- Screwed-and-glued cabinetry
- Wardrobe/pantry storage

- Ball bearing drawer guides throughout, 75-lb. capacity with full extension
- Laminate countertops with T-mold edging
- 6 cu. ft. Norcold refrigerator with temperature controls
- Microwave oven
- Oven with 3-burner cooktop
- Double-bowl kitchen sink with upgraded faucet
- High-efficiency Atwood furnace
- Multi-media premium sound system with MP3/iPod input jacks
- Jayco-made dinette cushions and window treatments
- Plywood bed platforms
- Diamondflor vinyl flooring
- Marine toilet with hand flush
- Tub surround
- Shower curtain with curved shower track (select models)
- Wood-trimmed mirror in bathroom
- Queen bed with bedspread
- Under-bed storage on queen beds
- 600-lb. rated bunk beds
- 4" Denver Mattress bunk mats
- Privacy curtains in bunk areas

CUSTOMER VALUE PACKAGE (MANDATORY)

- Power awning
- Front diamond plate
- Stabilizer jacks (4)
- 6-gallon gas DSI water heater
- Water heater bypass
- Range hood
- Pleated window shades
- Bathroom skylight

OPTIONS

- Customer Value Package
- 15,000-BTU roof-mounted air conditioner
- Spare tire

JAY FLIGHT SLX SPECIFICATIONS

FLOORPLAN	EXT. LENGTH	EXT. WIDTH	EXT. HEIGHT (WITH A/C)	INT. HEIGHT	UNLOADED VEHICLE WEIGHT (LBS.)	DRY HITCH WEIGHT (LBS.)	GROSS VEHICLE WEIGHT RATING (LBS.)	CARGO CARRYING CAPACITY (LBS.)	FRESH WATER CAPACITY (GAL.) (WITH WATER HEATER)	GRAY WASTEWATER CAPACITY (GAL.)	TOILET/BLACK WASTEWATER CAPACITY (GAL.)
264BHW	25' 1"	96"	126.5"	81"	4,425	3,915	6,500	2,075	42	39	39
267BHSW	29' 11"	96"	132"	81"	5,505	4,820	7,000	1,495	44	39	39
287BHSW	33' 3"	96"	134"	81"	6,065	5,424	7,500	1,435	38	39	39

The weights of certain options and/or option packages are not included in the UVW listed in the specification charts.

Unloaded Vehicle Weight (UVW): Sometimes referred to as "Dry Weight," UVW means the typical weight of this trailer as built at the factory. The UVW, as used in product literature and other promotional materials, does not include cargo, fresh water, propane, options or dealer-installed accessories.

Gross Vehicle Weight Rating (GVWR): GVWR means the maximum permissible weight of the trailer, including the UVW plus passengers, personal items, all cargo, fluids, options, and dealer-installed accessories. The GVWR is equal to or greater than the sum of the UVW and the CCC.

Cargo Carrying Capacity (CCC): CCC means the maximum weight of all passengers, personal items, food, fresh water, propane, tools, other cargo and dealer-installed accessories that can be carried by the trailer. CCC is equal to or less than GVWR minus UVW. The addition of options will decrease the CCC.

Hitch Weight (HW): The hitch weight, as used in product literature and other promotional materials, does not include cargo, fresh water, propane gas, options or dealer-installed accessories. The addition of these types of items will either add to or subtract from the stated hitch weight. It is important for your safety and enjoyment that your tow vehicle be adequately sized and

equipped to tow and handle the GVWR of the RV you select. Review weights and rating of your tow vehicle and consult a competent advisor for questions or advice. Whether you are new to RVing or a veteran, get a feel for the performance of your tow vehicle before heading out on the roadways. When you tow an RV, you must drive differently than when you drive a single vehicle. Practice hooking up, driving, backing up and braking in a safe environment or seek out professional instruction. Jayco affixes a weight label to each RV which lists weight information for that vehicle. See SPECIFICATIONS chart above.

2 FAMILY fun starts with peace of mind

YEAR WARRANTY

At Jayco, we build our RVs to handle every adventure, then we back our products with an industry-leading 2-year limited warranty. You won't find a better warranty in the business because the only strings we attach are those that deliver the ultimate in reliability. That's the Jayco difference. So go explore. We have the warranty that will follow you anywhere.

*For a copy of our 2-year limited warranty with full terms and conditions, please contact your local Jayco dealer

FREE Roadside Assistance

Travel worry-free with Jayco's Customer First Roadside Assistance program, yours at no cost during the first year of ownership. The program is offered through Coach-Net, the country's largest RV emergency road service, and gives you immediate access to assistance.

The fun starts with your local Jayco dealer

Your local dealer



Generations of family fun.

Follow Jayco



Jayco, Inc., P.O. Box 460, Middlebury, IN 46540, www.jayco.com © RVIA See dealer for further information and prices. All information in this flyer is the latest available at the time of publication approval. Jayco reserves the right to make changes and to discontinue models without notice or obligation. RVs built for sale in Canada may differ to conform to Canadian codes. ©2014 Jayco, Inc. Printed in U.S.A. 2015 Jay Flight SLX Wide.cdr JM 7-14



Jayco®

Generations of family fun.

JAY FLIGHT

2015 TRAVEL AND SEASONAL TRAILERS BY JAYCO



2
YEAR
WARRANTY

This 1986 brochure cover inspired our 2015 literature.

BUILT TO BE AMERICA'S **family** FAVORITE




JAY FLIGHT TRAVEL TRAILERS

JAY FLIGHT SEASONAL TRAILERS



For 45 years, Jayco has helped create generations of family fun, and over the course of that time, fun still looks remarkably the same. From campfires to fishing, from relaxing to eating, fun has the same feel generations later—and all with a Jayco RV nearby. Today, we're the largest family-owned RV manufacturer in the world, and our promise is to continually strive to build family-friendly products that will outlast just about everything but your memories. Join us in our generations of family fun.

On the cover: The 1986 brochure artwork, illustrated by Tim MacDonald, was part of a successful ad campaign. These illustrations inspired the 2015 Jayco brochure covers, which are live re-creations of Tim's artwork.




Scan this QR code to watch how Jayco delivers Generations of Family Fun or visit www.GenerationsOfFamilyFun.com.

Meet the Jay Flight family, America's No. 1 selling travel trailer for nine years straight. Built by our family for your family, you'll find a perfect fit in this popular lineup. From the super-towable Jay Flight SLX to the park model Bungalow, your next getaway will be a retreat.



Jay Flight SLX

Minivan-friendly, crossover-capable — PAGE 4

	LENGTH	16' 6" - 21' 8"
	WEIGHT	2,250 - 2,800 lbs.
	SLEEPS	2 - 5



Jay Flight

America's top-selling travel trailer — PAGE 8

	LENGTH	23' 1" - 37' 11"
	WEIGHT	3,715 - 7,795 lbs.
	SLEEPS	3 - 12



Jay Flight DST

Perfect for long-term adventures — PAGE 14

	LENGTH	38' 11" - 40' 11"
	WEIGHT	8,835 - 9,650 lbs.
	SLEEPS	3 - 7



Jay Flight Bungalow

America's favorite destination — PAGE 14

	LENGTH	40' 11"
	WEIGHT	10,160 - 10,515 lbs.
	SLEEPS	4 - 10



JAY FLIGHT SLX 195RB | AMBER

Jay Flight SLX

Ready, set, tow



JAY FLIGHT SLX 165RB | AMBER



JAY FLIGHT SLX 165RB | AMBER



THE PERFECT SIZE

Do you have what it takes to tow the SLX?



MINIVANS*

MAKE	MODEL	ENGINE
Honda	Odyssey	3.5L V-6
Toyota	Sienna	3.5L V-6
Nissan	Quest	3.5L V-6
Kia	Sedona	3.8L V-6
Dodge	Grand Caravan**	3.6L V-6
Chrysler	Town & Country**	3.6L V-6



CROSSOVERS*

MAKE	MODEL	ENGINE
Suzuki	Grand Vitara	2.4L I-4
Ford	Escape**	3.0L V-6
Chevrolet	Equinox	3.0L V-6
GMC	Terrain	3.0L V-6
Mitsubishi	Outlander FWD	3.0L V-6
Toyota	RAV4**	3.5L V-6
Kia	Sorento	3.5L V-6
Hyundai	Sante Fe	3.5L V-6

* Consult with your authorized automobile manufacturer or vehicle owner's manual; some models require a tow package.

** Towing package required

You don't need a truck to have fun. Weighing in under 2,900 pounds and measuring 7' wide, the 2015 Jay Flight SLX is towable by most minivans and crossovers* and is easy to see around when driving. And at 8' 8" tall, select models fit into most residential garages after a weekend of fun.

* Consult with your authorized automobile manufacturer or vehicle owner's manual; some models require a tow package.

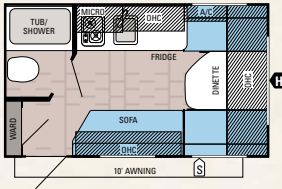


JAY FLIGHT SLX 195RB | AMBER



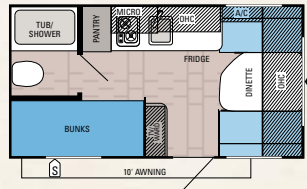
JAY FLIGHT SLX 195RB | AMBER

JAY FLIGHT SLX FLOORPLANS



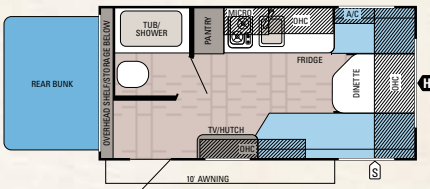
JAY FLIGHT SWIFT SLX | 145RB

Ext. Lgth: 16' 6" Ext. Ht: 101" Unloaded Wt (lbs.): 2,250 Sleeps: 2-3



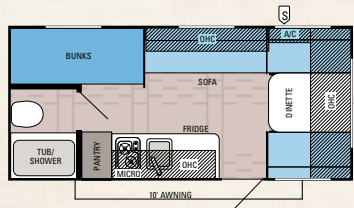
JAY FLIGHT SWIFT SLX | 154BH

Ext. Lgth: 17' 10" Ext. Ht: 101" Unloaded Wt (lbs.): 2,400 Sleeps: 3-4



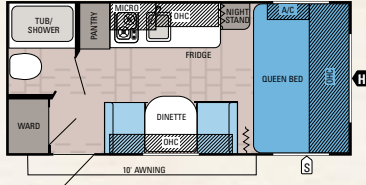
JAY FLIGHT SWIFT SLX | 165RB

Ext. Lgth: 18' 10" Ext. Ht: 104" Unloaded Wt (lbs.): 2,555 Sleeps: 3-4



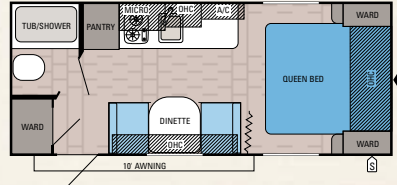
JAY FLIGHT SWIFT SLX | 184BH

Ext. Lgth: 20' Ext. Ht: 104" Unloaded Wt (lbs.): 2,615 Sleeps: 4-5



JAY FLIGHT SWIFT SLX | 185RB

Ext. Lgth: 20' Ext. Ht: 104" Unloaded Wt (lbs.): 2,610 Sleeps: 3



JAY FLIGHT SWIFT SLX | 195RB

Ext. Lgth: 21' 8" Ext. Ht: 103" Unloaded Wt (lbs.): 2,800 Sleeps: 3

JAY FLIGHT SLX SPECIFICATIONS

MODELS	DIMENSIONS				WEIGHTS (LBS.)				TANKS (GALS.)		
FLOORPLAN	EXTERIOR TRAVEL LENGTH	EXTERIOR WIDTH	EXT. HEIGHT (WITH A/C)	INTERIOR HEIGHT	UNLOADED VEHICLE WEIGHT *	DRY HITCH WEIGHT	GROSS VEHICLE WEIGHT RATING	CARGO CARRYING CAPACITY	FRESH (INCLUDES WATER HEATER)	GRAY	BLACK
145RB	16' 6"	85"	101"	73"	2,250	230	2,950	700	16	15	9
154BH	17' 10"	85"	101"	73"	2,400	280	3,200	800	16	15	9
165RB	18' 10"	85"	104"	73"	2,555	220	3,500	945	16	15	9
184BH	20'	85"	104"	73"	2,615	300	3,500	885	26	15	9
185RB	20'	85"	104"	73"	2,610	290	3,500	890	26	15	9
195RB	21' 8"	85"	103"	73"	2,800	280	3,500	700	26	15	9

* The weights of certain options and/or option packages are not included in the UVW listed in the specification charts.

Unloaded Vehicle Weight (UVW): Sometimes referred to as "Dry Weight," UVW means the typical weight of this trailer as built at the factory. The UVW, as used in product literature and other promotional materials, does not include cargo, fresh water, propane, options or dealer-installed accessories.

Gross Vehicle Weight Rating (GVWR): GVWR means the maximum permissible weight of the trailer, including the UVW plus passengers, personal items, all cargo, fluids, options, and dealer-installed accessories. The GVWR is equal to or greater than the sum of the UVW and the CCC.

Cargo Carrying Capacity (CCC): CCC means the maximum weight of all passengers, personal items, food, fresh water, propane, tools, other cargo and dealer-installed accessories that can be carried by the trailer. CCC is equal to or less than GVWR minus UVW. The addition of options will decrease the CCC.

Hitch Weight (HW): The hitch weight, as used in product literature and other promotional materials, does not include cargo, fresh water, propane gas, options or dealer-installed accessories. The addition of these types of items will either add to or subtract from the stated hitch weight.

It is important for your safety and enjoyment that your tow vehicle be adequately sized and equipped to tow and handle the GVWR of the RV you select. Review weights and rating of your tow vehicle and consult a competent advisor for questions or advice. Whether you are new to RVing or a veteran, get a feel for the performance of your tow vehicle before heading out on the roadways. When you tow an RV, you must drive differently than when you drive a single vehicle. Practice hooking up, driving, backing up and braking in a safe environment or seek out professional instruction. Jayco affixes a weight label to each RV which lists weight information for that vehicle. See specifications chart above.

DIAMONDFLOR VINYL FLOORING

When you're having on-the-go fun, there's bound to be loads of foot traffic, so we equip Jay Flight SLX with seamless, wall-to-wall Diamondflor vinyl flooring. This durable flooring resists stains, scratches and cracks thanks to its AmorGuard, no-wax finish. Plus, you'll love how easy it is to clean.



CONVENIENTLY COMFORTABLE

Jay Flight SLX features an Atwood 12-gal./hr. quick-recovery water heater. Atwood's unique design heats water more efficiently, recovering more hot water than anything else in its class.

STANDARDS AND OPTIONS

STANDARD EXTERIOR EQUIPMENT

- 8 1/2' exterior height
- .024 mesa crimp exterior aluminum
- 4" cambered steel box tube frame
- Fully integrated A-frame
- 5/8" seamless floor decking
- One-piece, seamless DiFlex II roof material
- Amber patio light
- Clamp ring, safety-glass windows with automotive gasket seals
- Radial tires
- Galvanized-steel, impact-resistant wheel wells
- Radius-cornered entrance and baggage doors
- Double-wide corner mold extrusions
- Aerodynamic front profile
- Front window with integrated rock guard
- DuraTek water-repellent, scratch-resistant, vinyl tent material with zipper windows (165RB)
- Powder-coated shepherd's hook tent framing (165RB)
- 30-amp service
- Single 20-lb. propane bottle

STANDARD INTERIOR EQUIPMENT

- Screwed-and-glued cabinetry
- Wardrobe/pantry storage
- Ball bearing drawer guides throughout, 75-lb. capacity with full extension
- Laminate countertops with T-mold edging
- Acrylic sink
- 2-burner range
- 3 cu. ft. Norcold refrigerator with temperature controls
- Microwave oven
- High-efficiency Atwood furnace
- Wall-mounted 8,000-BTU air conditioner
- Multi-media premium sound system with MP3/iPod input jacks
- Jayco-made dinette cushions and window treatments
- Indoor/outdoor dinette table (select models)
- Plywood bed platforms
- Diamondflor vinyl flooring
- Marine toilet with hand flush
- Shower curtain with curved shower track (select models)
- Wood trimmed mirror in bathroom
- Queen bed with bedspread (195RB)
- Under-bed storage on main beds
- 300-lb. rated bunk beds (select models)
- 4" Denver Mattress bunk mats (select models)
- 5" high density foam tent mat (165RB)

CUSTOMER VALUE PACKAGE

- Patio awning
- Front diamond plate
- Rear stabilizer jacks (2)
- 6-gal. gas water heater
- Water heater bypass
- Range hood
- Pleated window shades
- Bathroom skylight



JAY FLIGHT 28BHBE | PLATINUM

Jay Flight

America's top trailer

Jay Flight fulfills every family's camping wish list. With an impressive list of standard features, plus an all-new 2015 Elite Package, Jay Flight delivers comfort in every corner. With so many floorplans to choose from, there's certain to be a fit for your family, including kid-friendly bunk rooms, select model exterior kitchens and SuperSlide models. **LEARN MORE ABOUT THE ELITE PACKAGE ON PAGE 13.**



JAY FLIGHT 32RLDS | OUTSIDE KITCHEN



JAY FLIGHT 32RLDS | FAWN WITH THE ELITE PACKAGE



FIBERGLASS OPTION

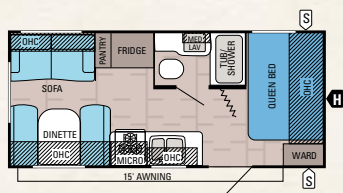
New for 2015, Jay Flight features an optional fiberglass package with frameless windows. The front and rear walls are vacuum bonded for extra durability where it's needed most.



JAY FLIGHT 32RLDS | FAWN WITH THE ELITE PACKAGE

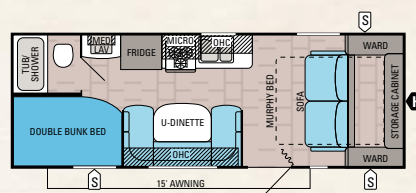


JAY FLIGHT 28BHBE | PLATINUM



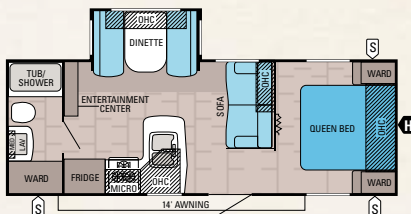
JAY FLIGHT | 19RD **OPTION: H**

Ext. Length: 23' 1" Ext. Height: 127" Unloaded Wt. (lbs.): 3,715 Sleeps: 4-7



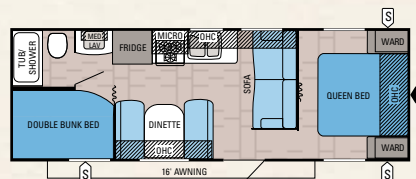
JAY FLIGHT | 23MB **OPTION: D**

Ext. Length: 26' 10" Ext. Height: 127" Unloaded Wt. (lbs.): 4,200 Sleeps: 4-8



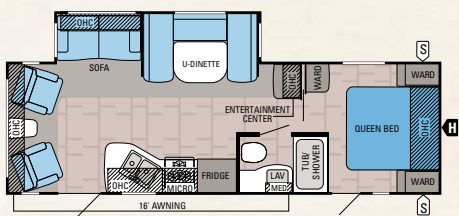
JAY FLIGHT | 24FBS **OPTION: A**

Ext. Length: 26' 11" Ext. Height: 132" Unloaded Wt. (lbs.): 4,655 Sleeps: 3-6



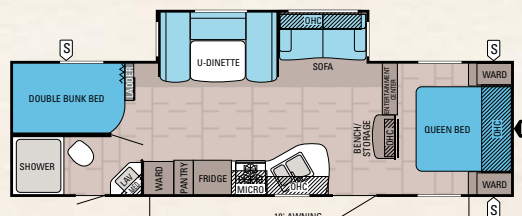
JAY FLIGHT | 26BH **OPTION: D**

Ext. Length: 29' 1" Ext. Height: 127" Unloaded Wt. (lbs.): 4,365 Sleeps: 7-9



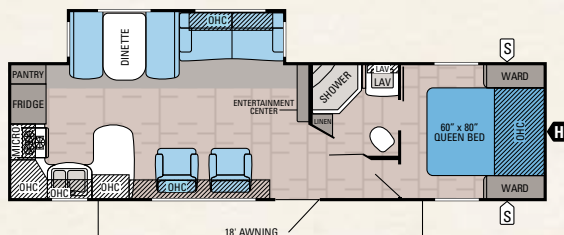
JAY FLIGHT | 26RLS **OPTION: B**

Ext. Length: 30' Ext. Height: 135" Unloaded Wt. (lbs.): 5,765 Sleeps: 4-6



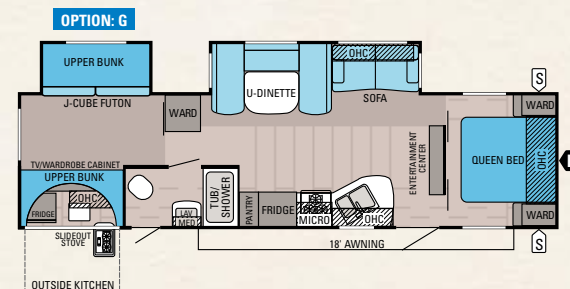
JAY FLIGHT | 28BHBE **OPTION: B**

Ext. Length: 33' 3" Ext. Height: 134" Unloaded Wt. (lbs.): 6,135 Sleeps: 8-10



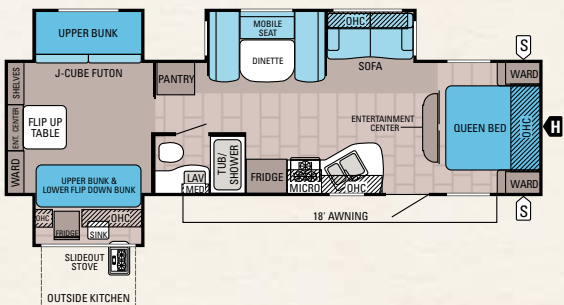
JAY FLIGHT | 29RKS **OPTIONS: A, B, E**

Ext. Length: 33' 6" Ext. Height: 134" Unloaded Wt. (lbs.): 6,305 Sleeps: 3-6



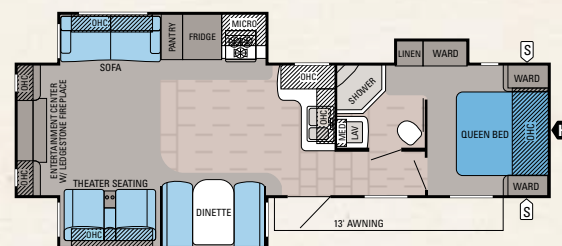
JAY FLIGHT | 32BHDS **OPTION: B**

Ext. Length: 35' 6" Ext. Height: 133" Unloaded Wt. (lbs.): 7,285 Sleeps: 8-10



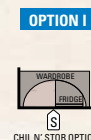
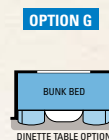
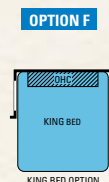
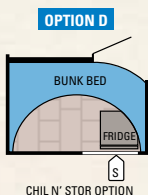
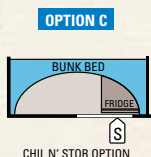
JAY FLIGHT | 32TSBH **OPTION: B**

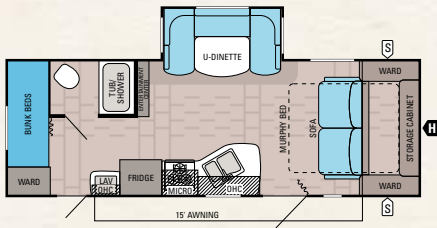
Ext. Length: 35' 6" Ext. Height: 133" Unloaded Wt. (lbs.): 7,785 Sleeps: 11-12



JAY FLIGHT | 33RLDS **OPTIONS: A, B, E**

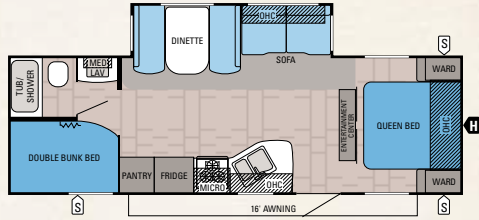
Ext. Length: 35' 5" Ext. Height: 133" Unloaded Wt. (lbs.): 7,630 Sleeps: 3-8





JAY FLIGHT | 23MBH

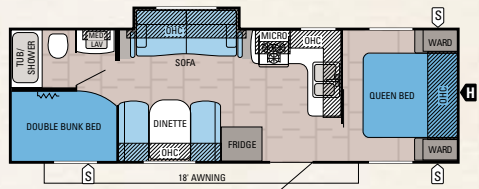
Ext. Length: 26' 11" Ext. Ht: 134" Unloaded Wt (lbs.): 5,045 Sleeps: 4-6



JAY FLIGHT | 26BHS

OPTIONS: A, B, D

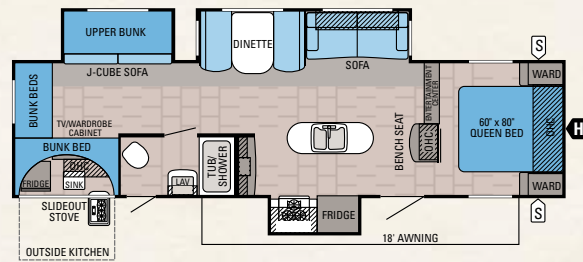
Ext. Length: 29' 11" Ext. Height: 133" Unloaded Wt. (lbs.): 5,470 Sleeps: 5-10



JAY FLIGHT | 28BHS

OPTION: D

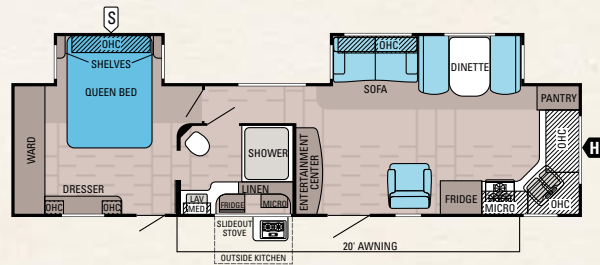
Ext. Length: 30' 11" Ext. Height: 127" Unloaded Wt. (lbs.): 4,890 Sleeps: 6-10



JAY FLIGHT | 32IBTS

OPTIONS: A, B, G

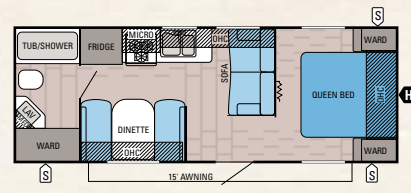
Ext. Length: 35' 11" Ext. Height: 133" Unloaded Wt. (lbs.): 7,710 Sleeps: 8-12



JAY FLIGHT | 34FKDS

OPTIONS: A, B, E, F

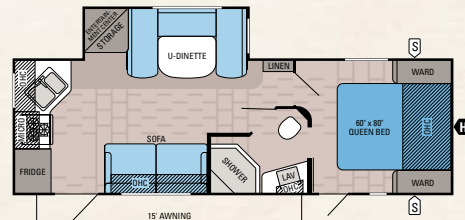
Ext. Length: 37' 10" Ext. Height: 134" Unloaded Wt. (lbs.): 7,795 Sleeps: 3-6



JAY FLIGHT | 23RB

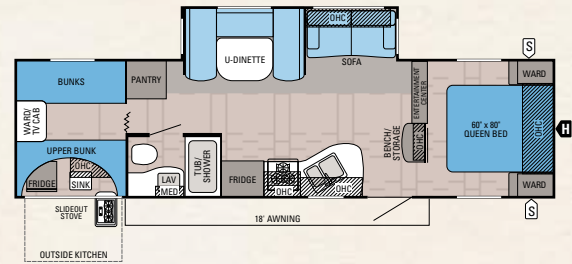
OPTION: I

Ext. Length: 26' 11" Ext. Height: 127" Unloaded Wt. (lbs.): 4,015 Sleeps: 4-6



JAY FLIGHT | 26RKS

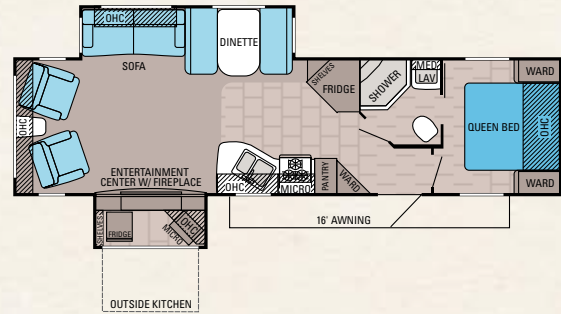
Ext. Length: 28' 8" Ext. Height: 135" Unloaded Wt. (lbs.): 5,605 Sleeps: 4-6



JAY FLIGHT | 29QBS

OPTION: B

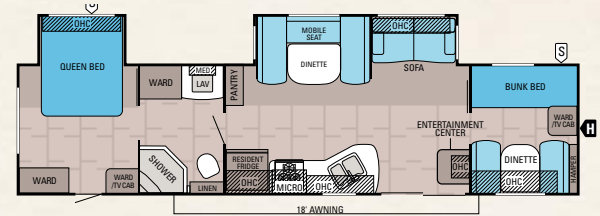
Ext. Length: 33' 3" Ext. Height: 134" Unloaded Wt. (lbs.): 6,500 Sleeps: 7-9



JAY FLIGHT | 32RLDS

OPTIONS: A, B

Ext. Length: 35' 6" Ext. Height: 134" Unloaded Wt. (lbs.): 7,360 Sleeps: 3-6



JAY FLIGHT | 36BHDS

OPTION: B

Ext. Length: 37' 11" Ext. Height: 133" Unloaded Wt. (lbs.): 7,566 Sleeps: 8-10

STORAGE	MICROWAVE
TRAILER HITCH	OVERHEAD CABINETS
LAV BATHROOM SINK	FRIDGE REFRIGERATOR
	WARD WARDROBE

JAY FLIGHT SPECIFICATIONS

MODELS	DIMENSIONS				WEIGHTS (LBS.)				TANKS (GALS.)		
FLOORPLAN	EXTERIOR TRAVEL LENGTH	EXTERIOR WIDTH	EXT. HEIGHT (WITH A/C)	INTERIOR HEIGHT	UNLOADED VEHICLE WEIGHT*	DRY HITCH WEIGHT	GROSS VEHICLE WEIGHT RATING	CARGO CARRYING CAPACITY	FRESH (INCLUDES WATER HEATER)	GRAY	BLACK
19RD	23' 1"	96"	127"	81"	3,715	435	6,000	2,285	90	39	39
23MB	26' 10"	96"	127"	81"	4,200	425	6,500	2,300	90	39	39
23MBH	26' 11"	96"	134"	81"	5,045	590	7,250	2,205	82	39	39
23RB	26' 11"	96"	127"	81"	4,015	505	6,250	2,235	90	39	39
24FBS	26' 11"	96"	132"	81"	4,655	505	7,000	2,345	90	39	39
26BH	29' 1"	96"	127"	81"	4,365	485	7,000	2,635	90	39	39
26BHS	29' 11"	96"	133"	81"	5,470	675	7,750	2,280	82	39	39
26RKS	28' 8"	96"	135"	81"	5,605	705	8,400	2,795	82	39	39
26RLS	30'	96"	135"	81"	5,765	725	8,500	2,735	82	39	39
28BHBE	33' 3"	96"	134"	81"	6,135	610	9,250	3,115	82	39	39
28BHS	30' 11"	96"	127"	81"	4,890	580	7,250	2,360	90	32.5	32.5
29QBS	33' 3"	96"	134"	81"	6,500	685	9,500	3,000	86	39	39
29RKS	33' 6"	96"	134"	81"	6,305	765	9,500	3,195	86	78	39
32BHDS	35' 6"	96"	133"	81"	7,285	840	9,975	2,690	86	32.5	39
32BTS	35' 11"	96"	133"	81"	7,710	940	10,750	2,790	80	39	32.5
32RLDS	35' 6"	96"	134"	81"	7,360	840	10,250	2,890	86	32.5	32.5
32TSBH	35' 6"	96"	133"	81"	7,785	700	10,500	2,715	86	32.5	32.5
33RLDS	35' 5"	96"	133"	81"	7,630	995	10,300	2,670	86	39	39
34FKDS	37' 10"	96"	134"	81"	7,795	1,010	10,750	2,955	86	65	32.5
36BHDS	37' 11"	96"	133"	81"	7,566	920	10,500	2,934	90	39	39

* The weights of certain options and/or option packages are not included in the UVW listed in the specification charts.

Unloaded Vehicle Weight (UVW): Sometimes referred to as "Dry Weight," UVW means the typical weight of this trailer as built at the factory. The UVW, as used in product literature and other promotional materials, does not include cargo, fresh water, propane, options or dealer-installed accessories.

Gross Vehicle Weight Rating (GVWR): GVWR means the maximum permissible weight of the trailer, including the UVW plus passengers, personal items, all cargo, fluids, options, and dealer-installed accessories. The GVWR is equal to or greater than the sum of the UVW and the CCC.

Cargo Carrying Capacity (CCC): CCC means the maximum weight of all passengers, personal items, food, fresh water, propane, tools, other cargo and dealer-installed accessories that can be carried by the trailer. CCC is equal to or less than GVWR minus UVW. The addition of options will decrease the CCC.

Hitch Weight (HW): The hitch weight, as used in product literature and other promotional materials, does not include cargo, fresh water, propane gas, options or dealer-installed accessories. The addition of these types of items will either add to or subtract from the stated hitch weight.

It is important for your safety and enjoyment that your tow vehicle be adequately sized and equipped to tow and handle the GVWR of the RV you select. Review weights and rating of your tow vehicle and consult a competent advisor for questions or advice. Whether you are new to RVing or a veteran, get a feel for the performance of your tow vehicle before heading out on the roadways. When you tow an RV, you must drive differently than when you drive a single vehicle. Practice hooking up, driving, backing up and braking in a safe environment or seek out professional instruction. Jayco affixes a weight label to each RV which lists weight information for that vehicle. See specifications chart above.

JAY FLIGHT INTERIOR DÉCOR CHOICES


PLATINUM



COFFEE



FAWN



CASHEW



JAY FLIGHT STANDARDS AND OPTIONS

STANDARD EXTERIOR EQUIPMENT

I-Class cambered structural-steel I-beams with fully integrated A-frame
Magnum Truss Roof System with one-piece, seamless DiFlex II material
5/8" tongue-and-groove plywood floor decking
Two-sided reflective foil insulation in flush-floor slideout floors
Electric slideouts with enclosed gear system (slide models)
Large exterior downspouts
30" x 72" main entrance door
Power awning
Exterior marine-grade speakers (2)
Outside kitchen (select models)
G20 dark-tint windows
Radial tires with galvanized-steel, impact-resistant wheel wells
E-Z Lube axles
Aerodynamic, rounded front profile with front diamond plate
Utility lighting system
30-amp power service
Stabilizer jacks with sand pads (4)

STANDARD INTERIOR EQUIPMENT

Coat hook by entry door (select models)
Screwed-and-glued real-wood cabinetry
Ball bearing drawer guides, 75-lb. capacity and full-drawer extension
Large 60/40 acrylic kitchen sink with high-rise, brushed-nickel faucet
Vented kitchen window
3-burner range with 9,000-BTU SuperBurner and piezo igniter
Lighted dinette ceiling feature (SuperSlide models)
Decorative wall light (SuperSlide models)
Hidden switch command/charging center
Atwood auto ignition furnace with wall thermostat
Premium multi-media sound system with AM/FM/CD/DVD player
Plywood bed, dinette and bunk bases
J-Steel jackknife sofa
Diamondflor vinyl flooring
Residential-grade carpet
Vented windows in the slideroom end walls (SuperSlide models)
In-floor ducted heat in the bathroom (SuperSlide models)
Wooden bedroom doors (select models)
Denver Mattress pillowtop mattress
Main bed struts
300-lb. rated bunks with Denver Mattress bunk mats (600-lb. rating on double bunks) (select models)
Bunk privacy curtains (select models)
Vented bunk windows (select models)

CUSTOMER VALUE PACKAGE (MANDATORY)

Power tongue jack
30-lb. propane bottles with cover (2)
Outside shower
Under-mounted spare tire
13,500-BTU air conditioner
8 cu. ft. refrigerator (18 cu. ft. residential fridge in 36BHDS)
Microwave
Oven
6-gal. gas/electric DSI water heater (10-gal. in 36BHDS)
Cable/satellite TV hookup
Digital TV antenna
Water heater bypass
Bathroom skylight
Bathroom power fan
Tub surround
Bedspread

THERMAL PACKAGE

Insulated, heated and enclosed underbelly and 2-sided reflective foil insulation in main roof and slideout floors



THE ELITE PACKAGE

The all-new optional Elite Package features first-time Jay Flight upgrades, like the MOR/ryde CRE 3000 suspension, a SuperSlide model kitchen skylight and a premier kitchen faucet with pull-out sprayer. Raised-panel cabinet doors and hardwood drawer fronts in the kitchen complete the upgrade.

ELITE PACKAGE

MOR/ryde CRE/3000 suspension
Large entry door grab handle
LED light on power awning
Black tank flush
80-gal. capacity fresh water tanks
Rear ladder
Skylight in kitchen
Hardwood drawer fronts throughout
Raised panel upper cabinets (kitchen and living room)
Refrigerator insert (n/a 36BHDS)
Upgraded faucet with pull-out sprayer
Porcelain stool with foot flush

OPTIONS

Elite Package with hide-a-bed and living room ceiling vent
Customer Value Package with 15,000-BTU air conditioner
Aluminum rims
Fiberglass sidewalls with frameless windows
Cargo accessory receiver (select models)
Chil N' Stor outside baggage compartment with 1.7 cu. ft. exterior refrigerator (select models)

Patio door (33RLDS and 34FKTS)

Electric stabilizer jacks

Outside bumper-mount grill

Roof ladder

Technology Package: 26" LED HDTV and premium multi-media sound system with AM/FM/CD/DVD player and Bluetooth (19RD, 23MB, 23RB, 26BH, 26RLS, 28BHS)

Technology Package: 32" LED HDTV and premium multi-media sound system with AM/FM/CD/DVD player and Bluetooth (23MBH, 24FBS, 26BHS, 26RKS, 28BHBE, 29QBS, 32BHDS, 32IBTS, 32TSBH, 36BHDS)

Technology Package: 40" LED HDTV and premium multi-media sound system with AM/FM/CD/DVD player and Bluetooth (Mandatory on 32RLDS, 33RLDS, 34FKDS)

Hide-a-bed sofa with Denver Sleep System (most models)

Free-standing table with 4 chairs (select models)

Dinette with folding bunk (32IBTS)

Linoleum in living area (select models)

50-amp service (select models)

2nd air conditioner in bedroom (select models)

King bed (34FKDS)

Queen bed with bunk (19RD)



JAY FLIGHT BUNGALOW 40FKS | FAWN

Jay Flight DST and Bungalow

Year-round fun

Move over traditional travelers. Meet the 2015 Jay Flight seasonal trailers. More spacious than a traditional RV, these two lineups pack a host of residential amenities that deliver all the comforts of home during long-term stays.



JAY FLIGHT DST 38RLTS | PLATINUM



JAY FLIGHT DST 38RLTS | PLATINUM



EQUIPPED FOR LONG STAYS

Stock up for long adventures with an 18 cu. ft. free-standing 120V refrigerator, complete with ice maker. And skip the trip to the laundromat thanks to select model stackable washer/dryer prep.



JAY FLIGHT DST

JAY FLIGHT BUNGALOW

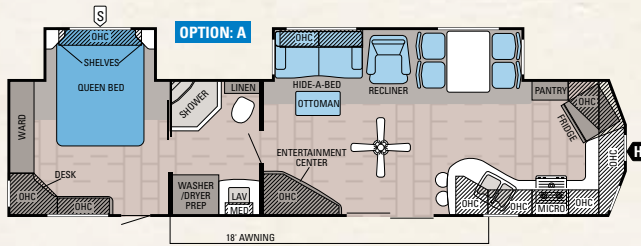


JAY FLIGHT DST 38RLTS | PLATINUM



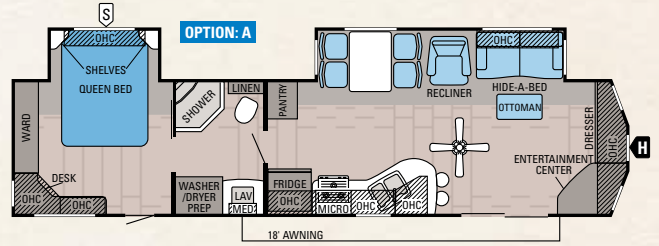
JAY FLIGHT BUNGALOW 40FKS | FAWN

JAY FLIGHT DST FLOORPLANS



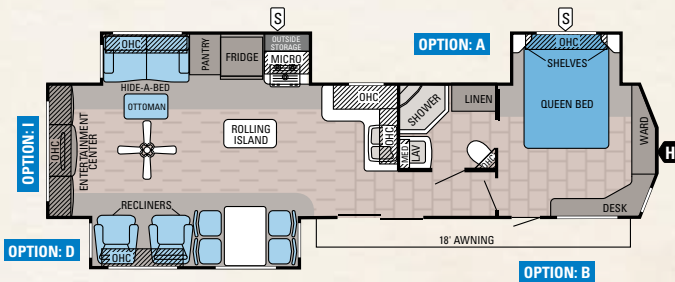
JAY FLIGHT DST | 38FKDS

Ext. Length: 38' 11" Ext. Height: 146" Unloaded Weight (lbs.): TBD Sleeps: 3-4



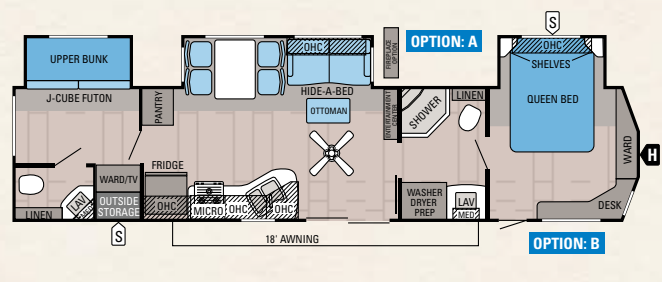
JAY FLIGHT DST | 38FLDS

Ext. Length: 38' 11" Ext. Height: 146" Unloaded Weight (lbs.): 8,835 Sleeps: 3-4



JAY FLIGHT DST | 38RLTS

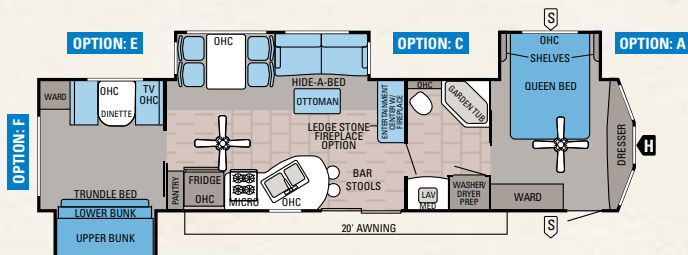
Ext. Length: 38' 11" Ext. Height: 146" Unloaded Weight (lbs.): 9,595 Sleeps: 3-6



JAY FLIGHT DST | 40BHTS

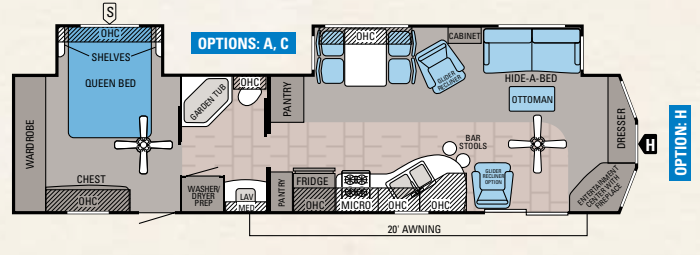
Ext. Length: 40' 11" Ext. Height: 146" Unloaded Weight (lbs.): 9,650 Sleeps: 5-7

JAY FLIGHT BUNGALOW FLOORPLANS



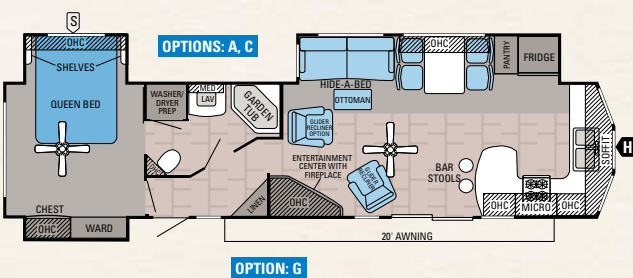
JAY FLIGHT BUNGALOW | 40BHS

Ext. Length: 40' 11" Ext. Height: 151" Unloaded Weight (lbs.): 10,515 Sleeps: 8-10



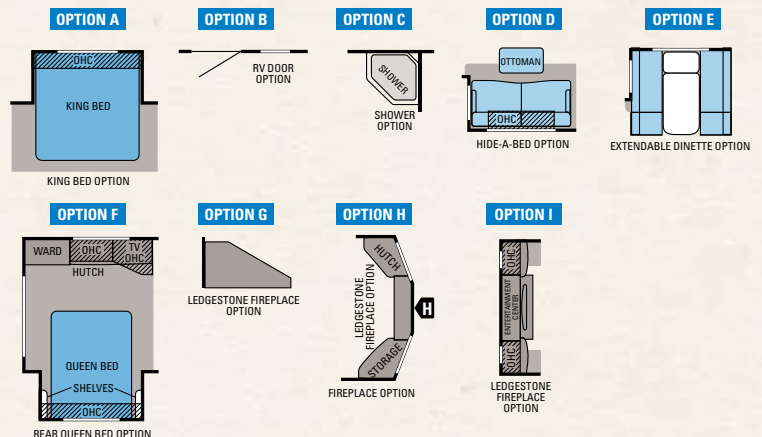
JAY FLIGHT BUNGALOW | 40FER

Ext. Length: 40' 11" Ext. Height: 152" Unloaded Weight (lbs.): 10,160 Sleeps: 4-6



JAY FLIGHT BUNGALOW | 40FKS

Ext. Length: 40' 11" Ext. Height: 152" Unloaded Weight (lbs.): 10,245 Sleeps: 4-6



Unloaded Vehicle Weight (UVW): Sometimes referred to as "Dry Weight," UVW means the typical weight of this trailer as built at the factory. The UVW, as used in product literature and other promotional materials, does not include cargo, fresh water, propane, options or dealer-installed accessories.

Gross Vehicle Weight Rating (GVWR): GVWR means the maximum permissible weight of the trailer, including the UVW plus passengers, personal items, all cargo, fluids, options, and dealer-installed accessories. The GVWR is equal to or greater than the sum of the UVW and the CCC.

Cargo Carrying Capacity (CCC): CCC means the maximum weight of all passengers, personal items, food, fresh water, propane, tools, other cargo and dealer-installed accessories that can be carried by the trailer. CCC is equal to or less than GVWR minus UVW. The addition of options will decrease the CCC.

Hitch Weight (HW): The hitch weight, as used in product literature and other promotional materials, does not include cargo, fresh water, propane gas, options or dealer-installed accessories. The addition of these types of items will either add to or subtract from the stated hitch weight.

It is important for your safety and enjoyment that your tow vehicle be adequately sized and equipped to tow and handle the GVWR of the RV you select. Review weights and rating of your tow vehicle and consult a competent advisor for questions or advice. Whether you are new to RVing or a veteran, get a feel for the performance of your tow vehicle before heading out on the roadways. When you tow an RV, you must drive differently than when you drive a single vehicle. Practice hooking up, driving, backing up and braking in a safe environment or seek out professional instruction. Jayco affixes a weight label to each RV which lists weight information for that vehicle. See specifications chart right.

STANDARDS AND OPTIONS

JAY FLIGHT DST

STANDARD EXTERIOR EQUIPMENT

5/8" tongue-and-groove plywood floor decking
12" I-Class cambered structural-steel I-beams
Magnum Truss Roof System with one-piece seamless DiFlex II Material
Two-sided reflective foil in flush-floor slideout floors
Electric powered slideouts with enclosed gear system
Radial tires with galvanized-steel, impact-resistant wheel wells
E-Z Lube axles
60" residential-style sliding patio door
Exterior marine-grade speakers (2)
G20 dark-tint windows
Vented front windows
Atrium-style front end laminated wall
Utility lighting system
Detachable hitch
Detachable power cord
Double-wide corner mold extrusions
Black tank flush sprayer
50-amp power service
Stabilizer jacks with sand pads (4)

STANDARD INTERIOR EQUIPMENT

90" interior height
120V ceiling fan in living room
Screwed-and-glued Heritage Mocha cabinetry
Ball bearing drawer guides, 75-lb. capacity, full extension
18 cu. ft. residential-style 120V refrigerator with ice maker
3-burner range with 9,000-BTU SuperBurner and piezo ignitor
Large 60/40 deep-bowl acrylic kitchen sink with high-rise, brushed-nickel faucet
10-gal. gas/electric DSI Atwood water heater
35,000-BTU Atwood auto ignition furnace with wall thermostat
Diamondflor vinyl flooring
Residential-grade carpet with padding
Vertical patio door blinds
Pleated shades with box-style valances and lambrequins
Hide-a-bed sofa with tri-fold Denver Mattress Recliner (38FKDS and 38FLDS)
Doorside recliners (2) (38RLTS)
32" LED HDTV

Cable/satellite prep
Premium multi-media sound system
AM/FM/CD/DVD with MP3 input jack
Hidden switch command/charging center
Medicine cabinet with mirror
Porcelain stool with foot flush
Denver Mattress pillowtop mattress
Sliding pocket-style bedroom doors (select models)
Bedroom stereo speakers (2)
Plywood bed and bunk bases with 300-lb. rated bunk beds and Denver Mattress mats

CUSTOMER VALUE PACKAGE (MANDATORY OPTION)

Dual 30-lb. propane bottles
Outside shower
13,500-BTU air conditioner with directional/closeable vents and thermostat
Water heater bypass
Microwave
Oven
ABS shower surround with skylight
Bathroom power vent

THERMAL PACKAGE

Insulated, heated and enclosed underbelly and 2-sided reflective foil insulation in main roof and slideout roof

OPTIONS

Adjustable-pitch electric patio awning
RV door option in lieu of patio door
Slideout awnings
Thermal-pane, tinted, safety-glass windows
Spare tire with carrier
Outside bumper-mount grill
Roof ladder
Customer Value Package with 15,000-BTU air conditioner
Ledgestone fireplace, facade and 40" LED TV (select models)
Fireplace with electric thermostat controls (40BHS)
Door-side hide-a-bed sofa with tri-fold Denver Mattress (38RLTS)
King-sized bed
2nd air conditioner in bedroom (13,500-BTU)

JAY FLIGHT BUNGALOW

STANDARD EXTERIOR EQUIPMENT

Deluxe Graphics Package
102" wide-body construction
Magnum Truss Roof System with one-piece seamless DiFlex II Material
5/8" tongue-and-groove plywood floor decking
12" I-Class cambered structural-steel I-beams
Two-sided reflective foil in flush-floor slideout floors
Electric-powered slideouts with enclosed gear system
Radial tires with galvanized-steel, impact-resistant wheel wells
E-Z Lube axles
60" residential-style sliding patio door
Exterior marine-grade speakers (2)
Manual patio awning
G20 dark-tint windows
Fiberglass atrium-style front cap with integrated lights
Utility lighting system
Detachable hitch
Outside shower
Black tank flush sprayer
50-amp power service

STANDARD INTERIOR EQUIPMENT

96" interior height
120V ceiling fan in living room and bedroom
Screwed-and-glued Heritage Mocha cabinetry
Ball bearing drawer guides, 75-lb. capacity, full extension
18 cu. ft. residential-style 120V refrigerator with ice maker
20" free-standing 4-burner gas range with oven
Large 60/40 deep-bowl acrylic kitchen sink with high-rise, brushed-nickel faucet
10-gal. gas/electric DSI Atwood water heater
40,000-BTU Atwood auto ignition furnace with wall thermostat
Diamondflor vinyl flooring
Residential-grade carpet with padding
Vertical patio door blinds
Pleated shades with box-style valances and lambrequins
Hide-a-bed sofa with tri-fold Denver Mattress
Electric fireplace with thermostat controls
Cable/satellite prep
Hidden switch command/charging center

Medicine cabinet with mirror
Porcelain stool with foot flush
Denver Mattress pillowtop mattress
Sliding pocket-style bedroom/bunk room doors (select models)
Bedroom stereo speakers (2)
4" high-density foam dinette cushions (40BHS)
Plywood bed, dinette and bunk bases with 300-lb. rated bunks and Denver Mattress mats

CUSTOMER VALUE PACKAGE (MANDATORY OPTION)

Dual 30-lb. propane bottles
Stabilizer jacks (4)
15,000-BTU air conditioner with directional/closeable vents and thermostat
Water heater bypass
Microwave with built-in hood over range
Sink covers (2)
Premium multi-media sound system
AM/FM/CD/DVD with MP3 input jack
ABS tub surround with skylight
Bathroom power vent
Quilted bedspread

THERMAL PACKAGE

Insulated, heated and enclosed underbelly and 2-sided reflective foil insulation in main roof and slideout roofs
--

OPTIONS

Adjustable-pitch electric patio awning
Slideout awnings (2 or 3) (select models)
Thermal-pane, tinted, safety-glass windows
Spare tire
Outside bumper-mount grill
Roof ladder
20-gal. electric water heater
2nd glider/recliner (select models)
Ledgestone fireplace, facade and 40" LED TV
Extendable dinette (40BHS)
Linoleum in living area (select models)
Shower in lieu of garden tub
King-sized bed
Rear queen bed (40BHS)
2nd air conditioner in bedroom (13,500-BTU)

JAY FLIGHT DST AND BUNGALOW SPECIFICATIONS

MODELS		DIMENSIONS				WEIGHTS (LBS.)				TANKS (GALS.)		
MODEL	FLOORPLAN	EXTERIOR LENGTH	EXTERIOR WIDTH	EXT. HEIGHT (WITH A/C)	INTERIOR HEIGHT	UNLOADED VEHICLE WEIGHT*	DRY HITCH WEIGHT	GROSS VEHICLE WEIGHT RATING	CARGO CARRYING CAPACITY	FRESH (INCLUDES WATER HEATER)	GRAY	BLACK
JAY FLIGHT DST	38FKDS	38' 11"	96"	146"	90"	TBD	TBD	11,500	TBD	48	78	39
	38FLDS	38' 11"	96"	146"	90"	8,835	1,260	11,500	2,665	48	39	39
	38RLTS	38' 11"	96"	146"	90"	9,595	1,255	12,000	2,405	50	39	39
	40BHS	40' 11"	96"	146"	90"	9,650	1,420	12,000	2,395	50	78	78
JAY FLIGHT BUNGALOW	40BHS	40' 11"	102"	151"	96"	10,515	1,560	12,500	1,985	48	65	32.5
	40FER	40' 11"	102"	152"	96"	10,160	1,615	12,500	2,340	48	65	32.5
	40FKS	40' 11"	102"	152"	96"	10,245	1,550	12,500	2,255	48	65	32.5


* The weights of certain options and/or option packages are not included in the UVM listed in the specification charts

JAY FLIGHT SEASONAL INTERIOR DÉCORS


PLATINUM




FAWN



COFFEE



CASHEW



WE START WITH ONE OF THE INDUSTRY'S

Jayco builds on custom-sized frames, designed specifically for each floorplan. Other manufacturers use stock frames, stretching and welding the frame to fit.

Full-width outriggers: We build on full-width outriggers that are spaced 4-6 feet apart (vs. 8 ft.) to better support the weight of the wall.



WALL CONSTRUCTION

hand-tucked insulation

- ① Jayco hand tucks and glues its fiberglass insulation to increase the insulation value near the 2" x 2" wooden studs. Competitors use a blanket-insulation technique.
- ② An optional fiberglass package combines smooth fiberglass with Jay Flight's 2" x 2" wooden studs, lauan and fiberglass insulation. The front and rear walls are vacuum bonded for added durability, while the sidewalls are pinch rolled, creating an affordable package.

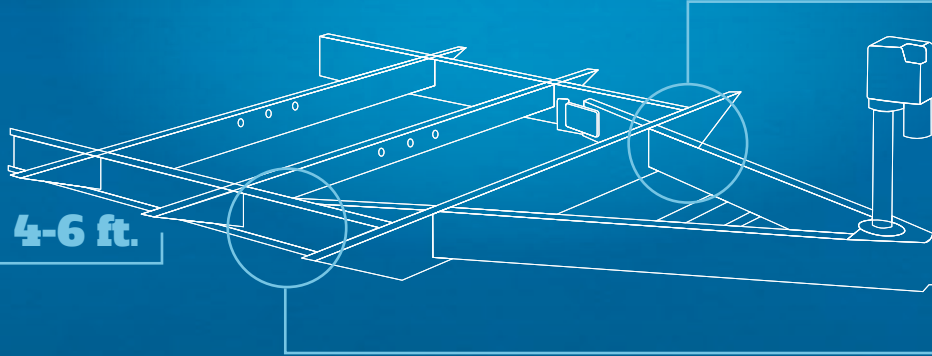
FLOOR CONSTRUCTION

holds up to the elements

- ③ Constructed on 5/8" tongue-and-groove plywood on 2" x 3" wooden floor joists and wrapped with a protective moisture barrier, Jay Flight is built to keep the elements out.
- ④ Galvanized-steel wheel wells, not found on competing models, reduce heat loss and prevent damage in case of a blown tire.

strongest foundations

4-6 ft.



Integrated A-frame: The A-frame runs through the main frame, preventing the hitch from buckling like competing tack-welded frames. (The A-frame of Jay Flight DST and Bungalow are not integrated because these units have a detachable hitch for long-term stays.)

I-Class cambered structural-steel I-beams: Jayco uses a unique molded, one-piece design to prevent the unit from twisting; competing three-piece I-beams can warp over time at the welded seams.

– so that we can build the industry's most reliable RV

JAYCO'S ROOF **vs** OTHER ROOFS



4,500 LBS. ON A JAYCO ROOF VS. OTHER ROOFS

THE MAGNUM TRUSS ROOF SYSTEM **50 percent stronger**

In a side-by-side comparison test, Jayco's exclusive Magnum Truss Roof System withstood 4,500 lbs. — 50 percent more than other roofs. The difference?

- ⑤ Jayco uses 4 1/2" crowned wood trusses, solid-wood studs and oversized nail plates to maximize the roof's load capacity.
- ⑥ Then, we screw down 3/8" plywood decking at every seam, a process that is more durable than stapled construction.
- ⑦ Finally, our one-piece, sidewall-wrapped DiFlex II material provides the ultimate in leak protection.



JAY FLIGHT SEASONALS **engineered for long stays**

- ⑧ Jay Flight seasonal trailers are designed with long-term getaways in mind. Starting with a unique profile, Jay Flight DST and Jay Flight Bungalow feature a residential-style atrium profile that creates a more home-like feel. Vented windows and a 60" patio door maximize your comfort.
- ⑨ Meanwhile, a detachable hitch lets you remove the hitch during long-term stays.



TO LEARN MORE ABOUT THE MAGNUM TRUSS ROOF SYSTEM AND TO SEE A SIDE-BY-SIDE ROOF COMPARISON VIDEO, SCAN HERE.

2
YEAR
WARRANTY



Bumper-to-hitch limited warranty*



Generations of family fun.

FAMILY **fun** starts with peace of mind

At Jayco, we build our RVs to handle every adventure, then we back our products with an industry-leading 2-year limited warranty. You won't find a better warranty in the business because the only strings we attach are those that deliver the ultimate in reliability. That's the Jayco difference. So go explore. We have the warranty that will follow you anywhere.

*For a copy of our 2-year limited warranty with full terms and conditions, please contact your local Jayco dealer.

FREE Roadside Assistance

Travel worry-free with Jayco's Customer First Roadside Assistance program, yours at no cost during the first year of ownership. This program is offered through Coach-Net, the country's largest RV emergency road service, and gives you immediate access to assistance.

ecoadvantage™

**Jayco's long-term commitment
to generations of family fun**




Scan this QR code with your smartphone to watch a video about our efforts and the impact we're making on our planet.

ecoadvantage.jayco.com

The fun starts with your local Jayco dealer

Your local dealer



From giving advice to selling and servicing products, we consider our loyal dealers the glue in our family bond. Establishing a solid relationship with your local Jayco dealer is a key component in the enjoyment of your new Jayco. By purchasing from a local dealer, you will have a convenient location for sales, parts and service support. We hope you consider them a part of your camping family.

Follow Jayco



Jayco, Inc., P.O. Box 460, Middlebury, IN 46540, www.jayco.com  See dealer for further information and prices. All information in this brochure is the latest available at the time of publication approval. Jayco reserves the right to make changes and to discontinue models without notice or obligation. Photos in this brochure may show optional equipment and props for photography purposes. RVs built for sale in Canada may differ to conform to Canadian codes. ©2014 Jayco, Inc. 15-JFLT-PL 0514-100K Printed in U.S.A.