

*D*RV
Luxury Suites



Mobile Suites | Estates | Elite Suites

Your suite awaits you...



44 Houston • Mocha Cherry with Kashmir Décor and Oyster Furniture



MOBILE SUITES

The season of DRV...

Seasons come and seasons go, but there's one that's here year 'round... the season of DRV. DRV Mobile Suites let you take all the comforts of home with you wherever the road takes you. No matter when you hit the road, whether it's Spring, Summer, Fall or Winter, hit the road with DRV Luxury Suites.



Begin your journey with the one that started it all... the DRV Mobile Suites, now enhanced with our straight roof line design.

The Mobile Suites is the foundation that DRV is built upon. It offers all the comforts of home, all the conveniences of a residential kitchen and the peace of mind that comes from knowing you've chosen the *best construction* available on the market today.

Cover Photo Shown in Chestnut Dunes
(Optional Full Body Paint)



44 Houston • Mocha Cherry with Kashmir Décor and Oyster Furniture

You expect the ultimate in form, function, and design. This season we have elevated our Mobile Suites to feature a straight roof line. This design has allowed us to dramatically increase storage throughout and brings a fresh new look to all of our floor plans. Each floor plan features our Gourmet Kitchen that includes a residential refrigerator, dishwasher, convection microwave, and soft close drawers.



It's in the details.

Around every corner of your Mobile Suites you'll find that no detail has been overlooked.

Every Mobile Suite features a hand laid porcelain and glass tile backsplash and custom LED lighted island countertop. In our living rooms we provide large LED TVs, Blu-ray DVD players, and Bluetooth receivers with full surround sound. DRV seeks out the latest residential and audio/visual demands each year so that we can provide our customers with the most current styles and technology available on the market.





44 Houston • Mocha Cherry with Kashmir Décor and Oyster Furniture

The 44' Houston is a larger version of our popular 39 DBRS3 floor plan. Both models feature a king bed with optional vanity slide which creates a large and spacious master bedroom.



Exceptional storage surrounds all of our master bedrooms with each drawer using soft-close guides for a full residential feel.



One unique feature of our front bath models are the his and her vanity sinks with separate medicine cabinets. The front wardrobe is a full walk-in closet with floor to ceiling shelves on the side. This truly is a home.



With DRV...
you can have
more.



41 RSSB4 • Honey Cherry with Provence Décor and Oyster Furniture

The 41 RSSB4 has been a staple model for many years. With DRV we have a great selection of floor plans for our customers to find their perfect four season home ranging from 32' all the way up to 44' in length.



A home that
just feels
like you.

Our 41 RSSB4 floor plan offers a unique feature with the separate entertainment slide out and built in desk. This extra slide provides more space and storage in the living room.



With our new residentially made custom furniture we can now provide our customers the option of power recline. The power recline option is available on any of our theatre seating or recliners, and makes reclining as easy as a push of a button.



38 RSB3 • Honey Cherry with Kashmir Décor and Cocoa Furniture

ELITE SUITES



The elegance
you've come to
expect.

Stand tall in the Elite Suites — our moving masterpiece. Absolutely no detail has been overlooked, from professionally stained hardwood cabinetry with high polished quartz countertops to hand-laid custom flooring. This residential combination separates the Elite Suites to a class by itself.

We have paid just as much attention to the quality of the exterior of the Elite Suites as we have the interior, by creating an *industry-first* full fiberglass exterior. This top of the line exterior package is standard on the Elite Suites and includes the one-piece molded fiberglass roof, and custom-molded fiberglass fender skirts. Coordinating window silks are also standard to complete a look that will really turn heads.



38 RSB3 • Honey Cherry with Kashmir Décor and Cocoa Furniture

The hardwood Cherry, for our Elite Suites, goes through a very customized process to ensure each piece is stained precisely. This allows our Elite Suites customers to have the best we can provide and an interior look and quality that is timeless.



The Elite Suites made its debut in 2006, in response to our customers' desire for even more space and features from the DRV line. Over these last eight years we have continuously improved and upgraded our Elite Suites to make sure it's truly the top of the line!



This year we have expanded our selection of luxury quartz countertops, flooring, and full body paint schemes to allow our customers the opportunity to build their Elite Suites just the way they want it.

It's time
for the
best.



38 RSB3 • Honey Cherry with Kashmir Décor and Cocoa Furniture

Each Elite Suites Gourmet Kitchen is built around a standard stainless steel residential appliance package like the Mobile Suites, but we have upgraded the package to include a state of the art induction cooktop that comes with a high end pot and pan starter set. Elegant hand-laid ceramic backsplashes, quartz countertops, and a custom over-the-island light feature complete the Elite Suites Gourmet Kitchen package.



If you prefer our sealed 3 burner gas cooktop with stainless steel oven, you can certainly option that in. The cooktop is covered with a power lift quartz lid to increase your countertop space when needed.



Beautifully etched glass with backlighting and our custom made over-the-island LED indirect lighting are just a few of the many details our Elite Suites offer.

Which floor plan is right for you?



Each Elite Suite comes with a personalized hardwood clock. Directly below is the control center which is hidden in the coat closet to maintain our residential look. Every suite also comes standard with a SeeLevel tank monitoring system that will give you accurate readings of each tank every time.



38 RSB3 • Honey Cherry with Kashmir Décor and Cocoa Furniture

Every Elite Suite comes standard with a top of the line Sleep Number® bed by Select Comfort. King beds are standard on most floor plans and have great under-bed storage. The optional vanity slide creates additional space in the master retreat. The walk-in wardrobe is nicely concealed by our custom hardwood wardrobe doors.



Luxurious touches at every turn.



Every DRV master retreat offers 6' 7" high, padded soft touch ceilings and dimmable LED lighting. The padded soft touch absorbs the vibration of the fully ducted bedroom A/C allowing for a restful nights sleep even in summer heat.

More and more of our floor plans are offering a 48" full fiberglass shower with extended vanities to increase our countertop space.



Mobile Suites Standard Exterior
Partial Body Paint (Caribbean Sunset)



Elite Suites Standard Exterior
(Superior Sunrise)



Mobile Suites
Standard Exterior
Partial Body Paint
(Cayman Coast)



Elite Suites
Standard Exterior
Full Body Paint w/Window Silks
(Cinder Ridge)

Mobile Suites
Optional Exterior
Full Body Paint
(Alberta Sands)



Elite Suites
Standard Exterior
Full Body Paint w/Window Silks
(Western Gem)



Mobile Suites
Optional Exterior
Full Body Paint
(Chestnut Dunes)





Elite Suites Standard Exterior
Full Body Paint w/Window Silks (Desert Dream)

Elite Suites Standard Exterior
Full Body Paint w/Window Silks (Westport Harbor)

Desert Dream and Westport Harbor photos coming soon – go to www.drvsuites.com for updates


Mobile Suites and Elite Suites Décor Selections



Cane Sofa




Cocoa Sofa



Oyster Sofa



Shale Sofa



Designer Collection
Corian® Sandalwood
Countertop
(Mobile Suites)



16" x 16" Tile
(Mobile Suites)



Shaw® Carpet
(Mobile Suites)




Aria Quartz
Countertop
(Elite Suites)



Intermezzo Quartz
Countertop
(Elite Suites)



Symphony Quartz
Countertop
(Elite Suites)



12" x 24" Tile
(Elite Suites)



Wood Plank Flooring
(Elite Suites)



Shaw® Carpet
(Elite Suites)



43 Cincinnati • Mocha Cherry with Cocoa Furniture


MOBILE SUITES
ESTATES



Contemporary
looks...
DRV quality.



NEW for 2014

Keeping a close eye on residential trends keeps DRV at the top when it comes to innovations in our product lines. These trends were the inspiration for the newly designed Mobile Suites Estates line, which brings a contemporary touch to the DRV family. It's built on the same solid foundation and incorporates all of the exclusive features of DRV while introducing new color schemes and residential touches like 2-tone custom cabinetry.

The Mobile Suites Estates gives you all the safety and quality you've come to trust from DRV while adding an eye-catching contemporary style!



43 Cincinnati • Mocha Cherry/Urban Glaze Hardwood Cabinetry

Enjoy the open concept design of the Estates 43 Cincinnati along with the residential appliances that are standard in all our Gourmet Kitchen layouts. You'll appreciate the convenience of our exclusive custom power quartz cooktop lid that allows you either countertop or cooktop access with one push of a button!



Clean
lines...
modern
feel.

Our mission, when we created the Mobile Suite Estates, was to offer a more contemporary approach with our interiors. The tasteful mixture of Mocha Cherry and Urban Glazed solid cherry cabinetry has become very popular allowing us to offer even more floor plan choices for our customers.



Mobile Suites Estates
Standard Exterior



Mobile Suites Estates
Optional Exterior
Full Body Paint (Winter Wind)



Mobile Suites Estates
Optional Exterior
Full Body Paint (Vegas Nights)



Mobile Suites Estates
Optional Exterior
Full Body Paint (Caramel Swirl)



Mobile Suites Estates Décor Selections



**Kona Ice Quartz
Countertop**



Cane Sofa



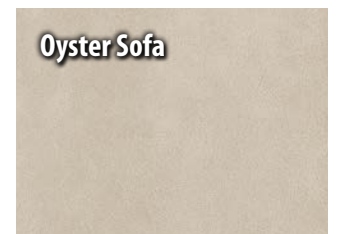
Cocoa Sofa



Mocha Cherry



Urban Glaze



Oyster Sofa



Wood Plank Flooring



Shale Sofa

Features and Benefits...

From the ground up, all units are built with automotive style components. Our innovative designs make it easier to transport, set up and maintain your unit.

Structure:

- ✓ **Professionally designed and tested 15" triple steel box tube chassis.**
Super strong foundation to build a lasting, high quality fifth wheel.
- ✓ **All-weather heavy duty aluminum floor system.**
The floor is screwed and bolted together and will not rot over time. Also, we do not use staples which eventually work up through the floor covering.
- ✓ **R-29 insulated frame floor system with three weather barriers.**
Warm floors for extended or full time use: and keeps out condensation.

Technology:

- ✓ **New state of the art Level-Up™ leveling system and industrial hydraulic system.**
The original Level-Up™ (designed by DRV) with steel jacks mounted at a 5 degree angle.
- ✓ **New automotive style Kodiak® disc brakes.**
Limited lifetime warranty; smoother stopping; shorter stopping distance; low maintenance cost.
- ✓ **Heavy duty 8,000 axles with hubs.**
Larger carrying capacity; less axle problems; low maintenance; best ride quality available.
- ✓ **Heavy duty Goodyear® H-rated 17.5" tires and aluminum eight bolt wheels.**
Heavier load capacity. Special tread pattern to dissipate heat. Tires are regroovable for miles and miles of safe use. Wheels are light weight and will not rust.
- ✓ **Greasable suspension with bronze bushings.**
Ease of maintenance and long-wearing.
- ✓ **SeeLevel tank monitoring system.**
Uses sonar to provide instant and accurate readings of all tanks.

Sturdy:

- ✓ **Screwed and glued construction.**
Solid; 16" o.c. stud spacing.
- ✓ **3.25" aluminum framed walls with R-16 insulated rating. Exclusive foam core vapor barrier.**
Lightweight; lower heating and cooling cost; noise reduction; eliminates chance of condensation.
- ✓ **Radiused aluminum roof rafters on 16" centers.**
Lightweight; improved water run off; maximum load capacity per square foot.
- ✓ **R-25 insulated roof system with plywood and rubber or fiberglass covering.**
Improved weather barrier; sound deadening; low maintenance; lower heating and cooling costs.
- ✓ **Soft touch interior ceiling.**
Sound proofing; easy to clean; extra insulation.

Refined:

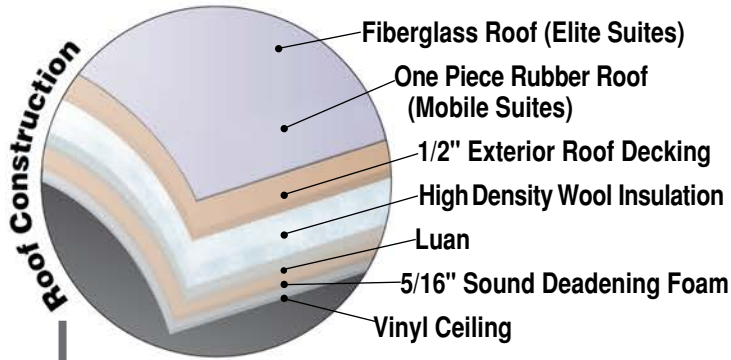
- ✓ **Conveniently located wall switches control all lighting.**
Fingertip control of all task and decorative lighting.
- ✓ **Overhead LED room lighting on dimmer switches.**
Personal light control.
- ✓ **Designer full face cabinet doors and soft close drawers.**
Optimal storage; residential look; residential function.

Reliability: steel

- New industrial steel hydraulic jacks.
- High pressure hydraulic lines with metal fittings.
- New individual push button slide room controls.
- New industrial stabilizer jacks located and wind tested to provide maximum stability.
- Heavy gauge UL copper wiring.
- New residential copper water manifold.
- Convenient lights at all exterior service locations.
- Reliable LED lights.
- Mid unit turn indicator.
- Gel coat fiberglass walls and exterior doors.
- 36 month limited warranty.
- 1/2" plywood roof decking.
- Extra sound proofing in floor, walls and roof.
- Engineered back up lights.
- Frameless tip out tinted safety windows.
- Ultra quiet ducted lo-pro A/Cs
- New automotive disc brakes.
- Pull out battery and LPG bottle trays.
- Over size basement storage doors with gas lift cylinders.
- Furnace return air replaceable filter.
- New automotive painted exterior graphics.
- Tough skin special coated rock guard.

NOTE: Some features shown are exclusive to specific makes and models. Please review the complete Standards and Options list for availability.

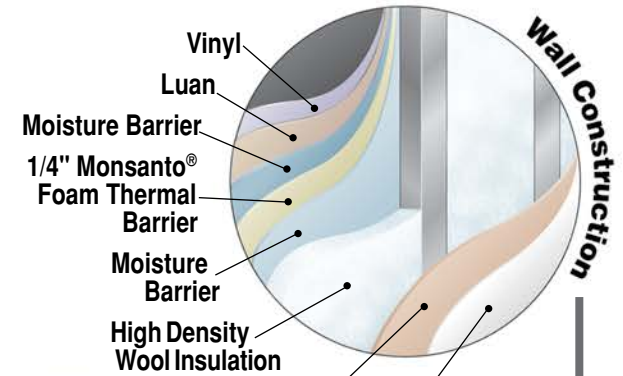
Constructed for Full Time Living



Residential Roof R25

Scare Light/Back Up

- Vinyl
- Luan
- Moisture Barrier
- 1/4" Monsanto® Foam Thermal Barrier
- Moisture Barrier
- Aluminum Roof Rafters 16" O.C.
- 1" x 2 1/2" Aluminum Studs



Residential Sidewall R16



Hydraulic Jacks



Hydraulic Stabilizer Jacks

Slideout Hydraulics w/Individual Electronic Control

Wider Tread

High Density Wool Insulation

Luan

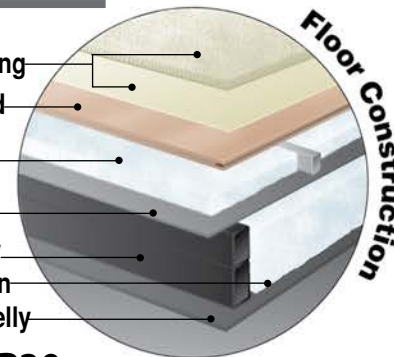
Gel Coated Fiberglass Exterior

EcoBatt High Density Wool Insulation is derived from renewable materials.



- Carpet/Congoleum Vinyl Flooring
- 5/8" T/G Exterior Grade Plywood
- 1" x 2 1/2" Aluminum Floor Joists
- High Density Wool Insulation
- Vapor Barrier Underbelly
- 15" Steel Box Tube Chassis w/ High Density Wool Insulation
- Extruded Double-Layer Underbelly

Residential Floor R29



All New Sub-Zero Thermal Pack with High Density Wool Insulation – Standard on all Suites

101" Wide Body.....

Extra Cross Members
Through *Entire* Frame

Triple Tube
15" Frame

Expanded
Storage Space

Eliminates Flex



Stacked triple-tube steel frame for 15" of maximum strength; the largest foundation on any fifth wheel in the industry.



Industrial pinless, **steel** hydraulic jacks are mounted at a 5-degree angle for maximum stability.



Commercial hydraulic rack & pinion slide-outs. All gear boxes are located inside the frame for the ultimate weather protection.



Heavy-duty 17.5" Goodyear® tires provide increased load capacity while staying cool on long hauls. We use truck tires, not RV tires, to ensure better performance and peace of mind.



Commercial hubs surrounded by 8 large 5/8" stud bolts and standard automotive disc brakes round out the safety features of every DRV unit.



Box Steel Solid

The foundation is the most important part of your home. It needs to be strong, reliable, and able to last the tests of time. DRV's custom-engineered 15" triple box tube frame measures 101" wide — the largest, most rigid fifth wheel frame in the industry. This design eliminates flex around the pin box, and allows us to frame even the upper deck with steel to open up the storage compartment, providing you with space to fit all your personal belongings.

The Exclusive DRV 6-Jack Levelup System

Designed by DRV for DRV. No one else can offer you the maximum stability that our 6-jack levelup system provides, with hardened steel jacks at a 5-degree outboard angle.



Residentially-hung sidewalls are carriage-bolted into the floor for solid construction and superior strength.




Our 3 1/4" walls are the thickest in the industry, giving you maximum insulation from noise and weather. The exclusive foam core vapor barrier eliminates condensation.




Formaldehyde Free!

High-density wool **R-16** residential insulation completely surrounds all of our walls and slides. Best insulation in the industry *and eco-friendly!*



A copper water manifold comes standard, ensuring equal water pressure throughout your home. And each water line is clearly labeled and has its own shut-off valve, allowing you to isolate a single line without shutting off water to the rest of your home.



MOR/ryde® I.S. Suspension eliminates the axle and leaf springs, allowing each tire to work independently. With 5 1/2" of travel per assembly, MOR/ryde® I.S. will absorb road shock and protect your home for its lifetime.

Frame/Running Gear:

- Goodyear® 17 1/2" H-Rated Re-Groovable Tires
- Heavy Duty Grease Bolt Shackles with Bronze Bushing
- Kodiak® Automotive Disc Brakes
- MOR/ryde® LRE Rubber Equalizer Suspension (MS, Estates)
- MOR/ryde® I.S. Suspension and Heavy Duty Pin Box (ES)
- Heavy Duty 8,000 Lb. Rated Axles
- Commercial Grade EZ Lube Hubs
- 15" Triple Stacked Box Tube Frame
- 101" Wide Body
- Industrial Hydraulic System for Jacks and Lower Level Slides
- Electric Bedroom Slide
- Slide Outs with Select Push Button Controls
- Pinless, Industrial Hydraulic Front Landing Jacks at 5 Degree Outboard Angle
- Rear Stabilizer Jacks (MS, Estates)
- Hydraulic Rear Stabilizer Jacks (ES)

Construction: Floor

- 3" Thick Floor
- 14" O.C. Floor Aluminum Floor Joists
- Screwed and Glued Joist Construction
- 5/8" Tongue and Groove Plywood Flooring
- Four Season Perimeter Heat Ducting in Floor
- Residential Rated R29 Formaldehyde Free Wool Insulation

Construction: Walls/Slides

- 3 1/4" Thick Walls/Slides
- 16" O.C. Stud Spacing
- Screwed and Glued Aluminum Stud Construction
- 1/4" Monsanto® Fome-Cor Vapor Barrier (Eliminates Condensation)
- 1/4" Thick High Gloss Gelcoat Fiberglass with Wood Backer
- Residential Rated R16 Formaldehyde Free Wool Insulation

Construction: Roof

- 16" O.C. Rafter Spacing
- Residential Rated R25 Formaldehyde Free Wool Insulation
- 1/2" Plywood Roof Overlayment
- Seamless, 1-Piece Rubber Roof (MS)
- Fully Molded 1-Piece Fiberglass Roof (ES, Estates)
- Soft-Touch Vinyl Ceiling, Including Interior Slide-Out Ceilings

Exterior:

- Straight Roof Line with 8' Tall Interior Slide Out Height
- Subzero Thermo-Pack High Density Wool Insulation
- High Gloss Oyster Colored Gelcoat Fiberglass

- High Gloss Gelcoat Fiberglass Molded Caps
- High Gloss Gelcoat Fiberglass Molded Fender Skirts (ES, Estates)
- Custom Painted Exterior with Clear Coat
- Full Body Painted Exterior with Custom Window Silks (ES)
- Frameless Tinted Safety Glass Windows
- Four Exterior Security Lights
- Back-Up Lights with 50 Watt Halogen Lights
- Commercial LED Exterior Clearance Lights
- Amber LED Turn Signal
- Mid-Ship Turn Signal
- LED Docking Lights
- 78" Entry Door
- Removable Storm Door Panels
- Keyless Entry Door (ES, Estates)
- Slam Door Compartment Latches
- Extra Thick Compartment Doors with Gas Struts
- Easy Access Light Switches for Basement
- Washable Storage Compartment Liner
- Custom Enlarged Control Center with LED Lighting
- Lend-a-Hand Exterior Grab Handle
- Power Awning with Aluminum Weather Shield
- LED Lighted Awning (ES)
- Water Pump Switch at Outside Hookup Center
- Coach-Net® Emergency Road Side Assistance

Systems/Tanks:

- 50 Amp Service with Detachable Cord
- 80 Amp 12 VDC Converter
- 100 Gal. Fresh Water Tank
- 75 Gal. Grey Water Tank with Power Flush
- 50 Gal. Black Water Tank with Power Flush
- SeeLevel Tank Monitoring System on All Tanks
- Residential Pex 1/2" Water Lines
- Exclusive Copper Water Manifold with Individual Shut-Off Valves
- Whole House Water Filtration System
- Anderson Multi-Switch Water Bypass System
- Slide Out Propane Tray with Dual 40 Lb. Tanks
- 12VDC Battery on Pull Out Tray
- 12 Gal. Gas/Electric DSI Water Heater
- 40,000 BTU Furnace with Custom Plenum
- Residential 5 Duct Heating System with 6" Ducting
- Forced Heat Ducting to Tanks/Water System
- Fully Ducted A/C System with Cold Air Return
- 15,000 BTU Low-Profile Main A/C

- Wired and Ducted Bedroom A/C with Cold Air Return
- Triple 15,000 BTU Low-Profile A/Cs (All 43/44' Models)
- Solar Prep
- HD Roof Satellite Prep for Dual DVR Receivers
- HD Ground Satellite and Cable Prep
- Power TV Antenna

Interior: Luxury Living Room/Dinette

- Hand Laid 16 x 16 Vinyl Floor Tile (MS)
- Hand Laid 12 x 24 Vinyl Floor Tile (ES)
- Hand Laid Vinyl Wood Plank Flooring (ES, Estates)
- Residential Rebound Carpet Pad
- Plush Residential High Durability Nylon Carpet (MS, ES)
- Honey Cherry/Mocha Cherry Hardwood Solid Cherry Cabinetry (MS, ES)
- Mocha Cherry/Urban Glaze Hardwood Cabinetry (Estates)
- Hardwood Solid Cherry Fascia Trim Around Slide Outs (MS, Estates)
- Hardwood Solid Cherry Fascia Trim Around Slide Outs with LED Lights (ES)
- Hardwood Solid Cherry Cabinet Stiles (Pocket Drilled/Screwed)
- Concealed Cabinet Door Hinges
- Full Face Raised Panel Cabinetry
- Soft-Close Full Extension Metal Drawer Guides
- LED Interior Ceiling Lighting on Dimmer Switches
- Decorative Wall Clock (MS, Estates)
- Personalized Hardwood Wall Clock (ES)
- Utility Closet with Coat Storage and Centralized Control Station
- Interior Ceiling Fan
- Decorative 110V Light Sconces
- Custom Hardwood Dinette Buffet with Storage and Pull-Out Table
- (2) Hardwood Dinette Chairs with Fabric Accent
- Day/Night Pull Down Pleated Shades (MS)
- Manual Day/Night Roller Shades (Estates)
- Custom Hardwood Pull Out Desk (Most Models)
- Crown Molding Throughout
- Power TV Lift with Extra Window
- Swing Away TV Bracket (Some 43' Models) (MS, ES)
- HD Wiring Throughout
- MCD Power Night Shades with Master Switch (ES)
- Dyson® Hand Held Vacuum and Air Mover (ES)
- Comfort Series Deluxe Air Bed Sofa (Rear Entertainment Models)
- Comfort Series Full Width Sofa with Hide-a-Bed
- Comfort Series Theatre Seating with Center Console (Side Entertainment Models)
- Comfort Series Recliners (Rear Entertainment Models)

Interior: Gourmet Kitchen

- 20 Cu. Ft. Residential Stainless Steel French Door Refrigerator
- Stainless Steel Convection/Microwave
- Stainless Steel Residential Dishwasher
- Pull-Out 13 Gal. Garbage Can
- Double Deep Bowl Stainless Steel Sink with Sink Covers (MS)
- Residential Goose Neck Faucet with Pull-Out Sprayer
- Custom Made Porcelain Backsplash with Hand Laid Tile
- Residential Quartz Countertops (ES, Estates)
- High Polished Corian® Countertops (MS)
- LED Lighted Corian® Edging Around Island (MS)
- Sealed 3 Burner Cooktop with Hinged Countertop Lift (MS, Estates)
- Electric 2 Burner Induction Cooktop with Starter Kit (ES)
- Custom Appliance Garage with Pull-Out Tray (Most Models)
- Custom Over the Island Wood/Glass Accent Light
- Hardwood Raised Panel Light Box with 110V Over Island Lighting (Estates)
- Lighted Pantries and Kitchen/Bathroom Toe Kicks

Interior: Master Bath/Hallway

- Hardwood Steps
- Hand Laid 16 x 16 Tile in Hallway/Bathroom (MS)
- No Carpet in Hallway
- Washer/Dryer Prep
- Heat and A/C Ducting in Bathroom
- MaxxAir® Fan in Bathroom
- 1-Piece Fiberglass Shower with Molded Seat (ES, MS)
- 48" 1-Piece Fiberglass Shower with Molded Seat (Some Models)
- Granite Colored Fiberglass Shower (ES)
- Sky-Light Over Shower with LED Pot Light
- Porcelain Toilet with Water Saver Spray (MS, Estates)
- Macerator Toilet with Push Button Control (ES)

Interior: Master Bedroom

- Custom Walk-in Front Closet with Built in Dresser (Most Models)
- Real Cedar Lined Front Closet
- Custom Hardwood Wardrobe Doors
- King Bed Suite 72" x 80" with Innerspring Mattress (MS, Estates)
- Sleep Number® Bed by Select Comfort (ES)
- Queen Bed Suite (Standard on 32' Models, Denver, and Cincinnati)
- Full Storage Under Bed Base
- Separate Bedroom Ceiling Speakers
- Over the Bed Reading Lights on Separate Switches
- MCD Power Night Shades with Master Switch (ES)

Cabinetry (Standards):

- Honey Cherry (MS, ES)
- Mocha Cherry (MS, ES)
- Mocha Cherry/Urban Glaze (Estates)

Décor (Standards):

- Charleston (MS, ES)
- Kashmir (MS, ES)
- Provence (MS, ES)

Flooring (Standards):

- High Ounce Nylon Carpet (MS)
- Hand Laid 16 x 16 Vinyl Floor Tiles on a 45 Degree Angle (MS)
- Hand Laid Vinyl Wood Plank Flooring (ES, Estates)
- Hand Laid Vinyl 12 x 24 Floor Tiles (ES)

Countertops (Standards):

- Corian®: Sandalwood (MS)
- Aria Quartz (ES)
- Intermezzo Quartz (ES)
- Symphony Quartz (ES)
- Kona Ice Quartz (Estates)

Interior:

- Coffee Table Hi-Lo
- Built-in Fireplace
- Deluxe Day/Night Roller Shades (MS)
- Power Recliner Theatre Seating/Recliners

Entertainment:

- 46" Samsung® LED HDTV Home Theatre Package
- 60" Samsung® LED HDTV (N/A on 34 RESA) (Rear Entertainment Models Only)
- 32" Samsung® LED HDTV – Bedroom
- 32" Samsung® LED HDTV Outdoor Entertainment (MS)
- Winegard® Trav'ler HD Auto Satellite
- WiFi Ranger Wireless Router

Kitchen:

- 3 Burner Range/Oven IPO 3 Burner Cooktop (MS, Estates)
- Magnum 1,000 Watt Inverter for Residential Refrigerator Only

MS = Mobile Suites
 ES = Elite Suites
 Estates = Mobile Suites Estates

Bedroom:

- Built in Front Wardrobe Safe with Keyless Entry (MS, Estates)
- Queen Bed Suite (Standard on 32' Models, Denver, and Cincinnati)
- Honey Cherry Folding Chair (MS, ES)
- Mocha Cherry Folding Chair
- Sleep Number® Bed by Select Comfort (Standard ES)
- Vanity Slide in Front Bedroom (Standard on Some Models) (N/A on 32' MS)

Bathroom:

- MaxxAir® Fan with Switch Control Exhaust Only

Systems/Vents/Fans:

- 15 BTU Ducted Lo/Pro AC – Bedroom
- Heat Pump
- MaxxAir® with Switch Control – Bedroom
- MaxxAir® with Rain Sensor and Remote – Kitchen
- Splendide® Front Load 2 Piece
- Splendide® XC 2,100 Combo
- Central Vacuum (MS, Estates)
- Generator Prep-Auto Change Over
- Onan® 5,500 Marquis Gold Generator with Prep
- Dual 6VDC H.D. Battery System
- Magnum 2,800 Watt Inverter with Four 6V Batteries
- Power Management System
- Surge Protector with Voltage Protection and Remote Display
- Heat Pads on All Tanks with Elbow Heater on Drain Pipe
- Canadian All Weather Package (Twin 30 BTU Furnaces/Heat Pads) (N/A on 32 RS3)
- Truma Continuous Hot Water Heater (ES)

Construction/Running Gear:

- Goodyear® 17 1/2" Spare Tire and Carrier
- Commercial Six Point Pinless Hydraulic Leveling System
- One Touch Auto Leveling
- MOR/ryde® I.S. Suspension and MOR/ryde® Pin Box (MS and Estates)
- Trail-Air® C/P Suspension/Tri-Glide Pin Box
- Wireless Tire Pressure and Heat Sensor Monitoring System
- 2" Receiver Boat Hitch with 7-Way Flat Plug
- **Power 4-Step Entry (Exclusive)**
- Manual 4-Step Entry
- Power Cord Reel (N/A on 34 RESA)
- Keyless Entry Door (MS)

Exterior/Awnings:

- Slide Toppers
- Power Dinette Patio Awning with Weathershield
- Slide Out Storage Tray (36" x 90")
- Audible Wireless Backup Camera System
- Detachable Ladder Only
- Thermopane Windows
- RVIA
- CSA

Full Body Paint (Standards/Options):

- Caribbean Sunset (Standard MS)
- Cayman Coast (Standard MS)
- Alberta Sands (Option MS)
- Chestnut Dunes (Option MS)
- Cinder Ridge (Standard ES)
- Desert Dreams (Standard ES)
- Superior Sunrise (Standard ES)
- Western Gem (Standard ES)
- Westport Harbor (Standard ES)
- Caramel Swirl (Estates)
- Vegas Nights (Estates)
- Winter Wind (Estates)





DRV

Luxury Suites

0160 W 750 N • PO Box 235
Howe, IN 46746

**Factory tours by appointment,
please call for specifics
260-562-1075**

This brochure is based upon the latest product information available at the time of printing. DRV reserves the right to make changes at any time to prices, colors, materials, equipment, specifications and models, and to discontinue models without notice or obligation. Color representations are as close as photographic/print reproduction will allow. All specifications are approximate and dimensions nominal. Text and/or photos may represent equipment or décor items which may not be included as a standard item in your model of choice.



www.suitesowners.com

Be sure to join our outstanding DRV owner's club!

This truck is not the recommended vehicle for our Elite Suites and was used for photo purposes only. Please consult your local dealer for the proper truck/trailer combination.

www.drvsuites.com

facebook

twitter

2015