



HOLIDAY RAMBLER

AUGUSTA

2015 HOLIDAY RAMBLER | CLASS C GAS



TOP FEATURES

- Hardwood Cabinet Doors
- LED TVs
- High-Gloss Smooth Fiberglass Exterior
- One-Piece Molded Fiberglass Front End Cap
- Full Basement Exterior
- Pass-Through Storage
- PEX Plumbing System



SPICE

CHASSIS FORD®	E350	E350/E450	E450	E450
MODELS	23B	25K	29A	31M
Wheelbase (inches)	158"	176"	206"	218"
GVWR (lbs) ¹	12,500	12,500/ 14,500	14,500	14,500
Front GAWR (lbs) ²	5,000	5,000	5,000	5,000
Rear GAWR (lbs) ²	8,500	8,500/9,500	9,500	9,500
GCWR (lbs) ³	17,500	17,500/19,500	19,500	19,500
Hitch Rating Weight (lbs) ^{1, 11}	5,000	5,000	5,000	5,000
Tongue Weight (lbs) ¹	500	500	350	350
Fuel Capacity (gal)	40	40/55	55	55

FORD® E350 CHASSIS

Model: Ford® E350 (23B/25K) Alternator: 120 Amp
 Engine: 5.4L Triton V8 Torque: 350 lb-ft @ 3,250 RPM
 Transmission: 5-Speed, Automatic w/Overdrive Horsepower: 255HP

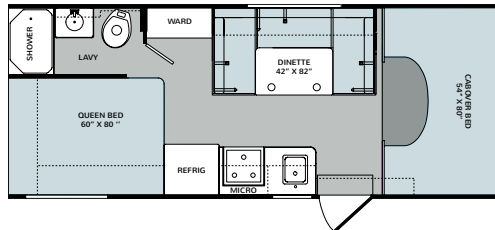
FORD® E450 CHASSIS

Model: Ford® E450 Alternator: 120 Amp
 Engine: 6.8L Triton V10 Torque: 420 lb-ft @ 3,250 RPM
 Transmission: 5-Speed, Automatic w/Overdrive Horsepower: 305HP

DIMENSIONS & CAPACITIES

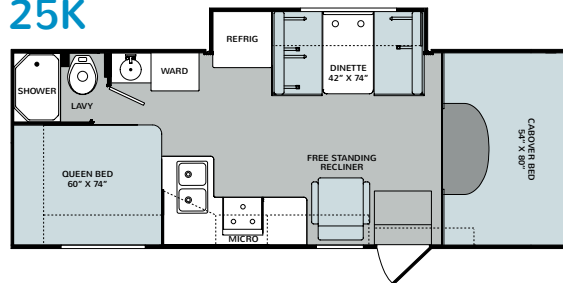
MODELS	23B	25K	29A	31M
Overall Length ⁴	24' 4.5"	26' 2.5"	30' 9.5"	32' 5.5"
Overall Height (with A/C)	11' 6"	11' 6"	11' 6"	11' 6"
Overall Width (maximum) ^{5, 6}	102"	102"	102"	102"
Interior Height (maximum)	82"	82"	82"	82"
Interior Width (maximum)	96"	96"	96"	96"
Patio Awning Width	17'	17' 3"	14'	14'
Interior Storage (cu. ft.)	74	79	134	119
Exterior Storage (cu.ft.)	27	88	98	104
Fresh Water Holding Tank (gal)	50	50	60	60
Grey Water Holding Tank (gal)	36	37	35	35
Black Water Holding Tank (gal)	36	36	35	35
Appliance Propane Tank (gal) (WC) ⁷	14	14	14	14
Water Heater Tank (gal)	6	6	6	6

23B



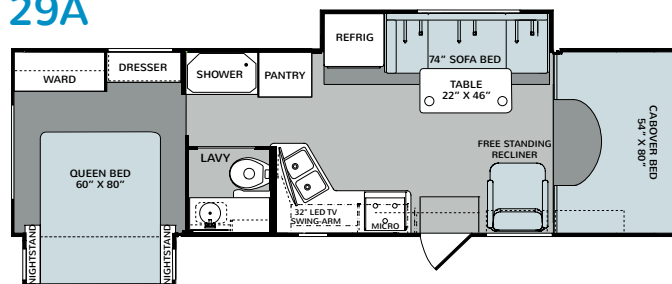
AVAILABLE OPTIONS: 078 19" LED TV & 093 Exterior Entertainment Center

25K



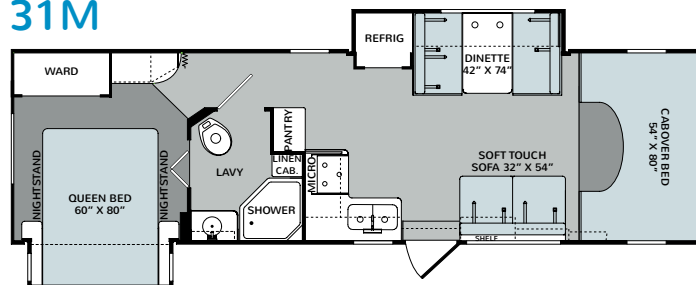
AVAILABLE OPTIONS: 078 19" LED TV, 093 Exterior Entertainment Center, 113 3-Burner Range W/Oven & 160 Front 28" LED TV

29A



AVAILABLE OPTIONS: 093 Exterior Entertainment Center & 113 3-Burner Range W/Oven

31M



AVAILABLE OPTIONS: 078 19" LED TV, 093 Exterior Entertainment Center, 113 3-Burner Range W/Oven & 160 Front 28" LED TV

INTERIOR THROUGHOUT

MODELS	23B	25K	29A	31M
12V Water Pump, Demand Operation	•	•	•	•
13,000 BTU Conventional Air Conditioner	•	•	•	•
20,000 BTU Furnace, Wall Mounted Thermostat	•	•		
30,000 BTU Furnace, Wall Mounted Thermostat			•	•
6 Gallon Propane Water Heater w/Electronic Ignition	•	•	•	•
AC/DC Load Center w/12V Converter/Battery Charger	•	•	•	•
Auxiliary Battery w/Disconnect Switch	•	•	•	•
Central Monitor Panel	•	•	•	•
Complete PEX Plumbing System	•	•	•	•
GFI Circuit Protection	•	•	•	•
Hardwood Flat Panel Cabinet Doors	•	•	•	•
Hidden Cabinet Hinges	•	•	•	•
Lined Shelves in Overhead Cabinets	•	•	•	•
19" LED TV w/Remote	•			
28" LED TV w/Remote		•		•
32" LED TV w/Remote			•	

DRIVERS CONVENIENCE

3 Point Seat Belts at Driver & Front Passenger Seats	•	•	•	•
54" x 80" Cabover Bed w/Roof Vent	•	•	•	•
Auxiliary Emergency Start Assist Switch on Dash	•	•	•	•
Cockpit Area w/Tilt Wheel, Cruise Control, Dome Light, Cup Holders, Map Pockets	•	•	•	•
Driver/Front Passenger Airbag Supplemental Restraint System	•	•	•	•
In-Dash AM/FM/Radio w/CD Player & 4 Speakers	•	•	•	•
Power Windows & Door Locks	•	•	•	•

LIVING ROOM

Ceiling Lights w/Wall Switches (Entry & Bath)	•	•	•	•
Dinette w/2 Cup Holders, Convertible for Sleeping	•	•	•	•
Swivel Reading Lights at Sofa Overhead	•	•	•	•

GALLEY

3 Burner Cooktop	•	•	•	•
Dometic® 6 cu. ft. Refrigerator/Freezer	•	•	•	•
Laminate Countertops w/Bull Nose T-Molding	•	•	•	•
Microwave Oven w/Electronic Touch Pad	•	•	•	•
Roof Vent Fan	•	•	•	•
Cooktop w/Oven (optional)		•	•	•

BEDROOM

Decorative Headboard	•	•	•	•
Reading Lights	•	•	•	•
Queen Bed Mattress	•	•	•	•

BATHROOM

Bath Door w/Residential Passage Lock & Towel Bars	•	•	•	•
Porcelain Bowl Toilet w/Hand Sprayer	•	•	•	•
Medicine Cabinet/Wood Construction	•	•	•	•
Molded ABS Shower/Tub w/Surround	•	•	•	•
Residential Style Faucet w/Large Sink	•	•	•	•
Shower Curtain w/Oversized Curtain Rod	•	•	•	•
Skylight/Roof Vent w/12V Fan	•	•	•	•



AUGUSTA

INTERIOR THROUGHOUT CONTINUED:

SAFETY/CONVENIENCE

MODELS	23B	25K	29A	31M
10 lb. ABC Fire Extinguisher	•	•	•	•
Carbon Monoxide Detector/Alarm	•	•	•	•
Exterior Entry Assist Handle	•	•	•	•
Multiple Seatbelt Locations	•	•	•	•
Propane Detector/Alarm	•	•	•	•
Smoke Detector/Alarm	•	•	•	•

EXTERIOR - THROUGHOUT

Dual 6V Deep Cycle Auxiliary Batteries	•	•	•	•
High Gloss Smooth Fiberglass Exterior	•	•	•	•
Large 1" (Inside Diameter) Water Tank Drain	•	•	•	•
Retractable Single Step	•	•	•	•
Molded Cross Link Polyethylene Battery Compartment w/Lid	•	•	•	•
Onan® 4.0kW MicroQuiet Generator	•	•	•	•
Patio Awning	•	•	•	•
Roto-Molded Polyethylene Luggage Compartments (Where Applicable)	•	•	•	•
Sewer Hose Storage in Bumper	•	•	•	•
Side Fuel Fill	•	•	•	•
Trailer Hitch w/7 Pin Electrical Hook-Up 1	•	•	•	•
Ext. Entertainment Center w/CD Player (optional)	•	•	•	•
Exterior Wash Unit (optional)	•	•	•	•

SAFETY/CONVENIENCE

30 Amp, 30' Power Cord, Compartment Storage	•	•	•	•
AC Duplex GFI Receptacle on Patio Side	•	•	•	•
Amber Porch Light w/Interior Switch	•	•	•	•
Breakaway Side Mirrors	•	•	•	•
Entry Door w/Screen Door & Deadbolt Lock	•	•	•	•
High Mounted Large Taillights	•	•	•	•
Hydraulic 4 Wheel Disk Brakes w/4 Wheel Anti-Lock Breaks	•	•	•	•
Radius Tinted Windows	•	•	•	•

BODY STRUCTURE

26" Wide Radius Corner Entry Door	•	•	•	•
Corrosion Resistant Aluminum Tube Hull Framing	•	•	•	•
Full Basement Exterior	•	•	•	•
Molded Rear Wheel Trim Flares	•	•	•	•
One-Piece Molded Fiberglass Front End Cap	•	•	•	•
Pass Through Storage	•	•	•	•
Radius Roof w/TPO Covering	•	•	•	•
Sidewalls Framed w/1-1/2" Aluminum Tubing	•	•	•	•
Chrome Plated Front Bumper	•	•	•	•
Steel Powder Coated Rear Bumper	•	•	•	•
Vacu-bond® Floor	•	•	•	•
Vacu-bond Hull Lamination Process	•	•	•	•

2015 HOLIDAY RAMBLER | CLASS C GAS

Addendums

- GVWR (Gross Vehicle Weight Rating) is the maximum permissible weight of this fully loaded motorhome. The GVWR is equal to or greater than the sum of the (UVW) unloaded vehicle weight plus the (OCCC) occupant cargo-carrying capacity*.
- GAWR (Gross Axle Weight Rating) is the maximum permissible loaded weight a specific axle is designed to carry.
- GCWR (Gross Combined Weight Rating) is the value specified by the motorhome manufacturer as the maximum allowable loaded weight of this motorhome with its towed vehicle. Towing and braking capacities may be different. Refer to Fleetwood and chassis manufacturer's manuals for complete information.
- Length measured from front bumper to rear bumper (excludes accessories).
- Excludes safety equipment and awnings.
- Motorhomes feature a body width over 96" which will restrict your access to certain roads. Before purchasing, you should research any state and/or province road laws which may affect your usage.
- Tank manufacturer's listed water capacity (WC). Actual propane capacity is 80% of water listing as required by the safety code.

† The chassis manufacturer recommends the installation of a supplemental brake control system to activate the brakes on the vehicle or trailer you are towing. Hitch receiver ratings expressed are maximum for the hitch receiver installed and may require the purchase of additional equipment that is dependent on the weight of the towed load. Consult with hitch receiver manufacturer for further information.

* UVW and OCCC are found on the label containing the federal certification tag in each RV.

†† The Minimum Towable Load of this vehicle is the available weight capacity, up to GCWR, when the coach is fully loaded to maximum GVWR. However, if the coach is loaded to something less than maximum GVWR, that extra available weight capacity can be added to your Towable Load. For example, if your coach is loaded to 1000lbs less than maximum GVWR, your Towable Load increases accordingly. Do not exceed the hitch rating weight, GVWR or GCWR.

IMPORTANT—PLEASE READ

Product information, photography and illustrations included in this publication were as accurate as possible at the time of printing. For further product information and changes, please visit our website at www.holidayrambler.com or contact your local Holiday Rambler dealer. Prices, materials, design and specifications are subject to change without notice. All weights, fuel, liquid capacities and dimensions are approximate. Holiday Rambler has designed its recreational vehicles to provide a variety of uses for customers. Each vehicle features optimal seating, sleeping, storage and fluid capacities. The user is responsible for selecting the proper combination of loads (i.e., occupants, equipment, fluids, cargo, etc.) to ensure that the vehicle's capacities are not exceeded.

CONTACT US

To locate a dealer near you, visit our website at www.holidayrambler.com or call 1-877-252-4666. We can also be contacted at Holiday Rambler Customer Relations, P.O. Box 1007, Decatur, IN 46733.

ALLIED RECREATION GROUP



©2014 Allied Recreation Group, Inc. Printed in USA.
Inventory Control Number AUG15F1, 05/14. Model Year 2015, First Edition.