

# SILVERADO



Annual RVDA DEALER  
SATISFACTION INDEX  
AWARD WINNER

Visit HEARTLAND on:





# SILVERADO



Model 34SE



# Comfortable Living

The stunning new SILVERADO by Bighorn is nothing short of spectacular - in both its luxurious interior appointments and outstanding design concepts. Featuring hardwood cabinets, contemporary brushed metal hardware, LED lighting, magnificent furnishings, flush-floor hydraulic slide-outs and an abundance of interior and exterior storage space, the SILVERADO is truly a fifth wheel that is taking affordable luxury to the next level.

Comfortable lounge seating highlights this spacious SILVERADO living room. An HD-LED flat screen TV with theater sound system provides high quality entertainment, while the entertainment center offers abundant media storage. Decorative glass inserts add a residential touch to the livingroom, while hard-sided window valances frame the oversize windows providing an excellent view of your surroundings.

SILVERADO kitchens are highlighted by name brand appliances, outdoor vented residential microwave, solid-surface countertops, and an abundance of base cabinet and overhead storage areas.




Model 34SE  
Shown in Remington Decor



Choose the optional 4-door refrigerator offering 12 cu.ft. of food storage space available on most models.

Model 34SE





# SILVERADO

## Bed, Bunk and Bath



The high boy dresser gives you more storage without taking up precious floor space and allows for a huge vertical egress window in your bedroom. Each SILVERADO is prepped for installation of an optional 32" bedroom TV available in all models.



Shown with Queen Bed (King Bed available)

SILVERADO bedroom suites all feature Queen beds and huge front closets that are prepped to install a stacking washer/dryer.



Model 34SE with Large Linen Closet



Model 38QBS Includes Pull-out Trundle Bed



Model 38QBS Mega-Booth option seating for the entire family

SILVERADO features family friendly models where the kids have their own place, sleeping arrangements for the whole family and even a few guests.





# Special Features



Get more out of your patio with an outdoor camp kitchen party center. Available on three SILVERADO models featuring a sink, refrigerator, LP two burner stove, storage and workspace.



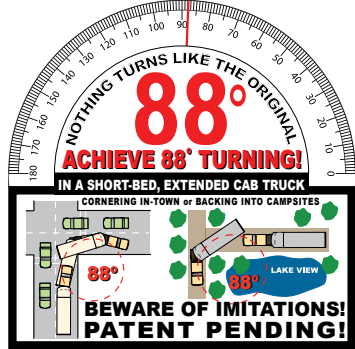
**Jumbo**  
85 Cubic Foot  
Pass-through Storage



A large power awning with LED light strip is standard on all models. Its like having that perfect shade tree with you at all times.



SILVERADO is equipped with the convenient control center that brings most of the system controls and gauges to one central location.



Perfect for Short-Bed, Extended-Cab Trucks



**DEXTER AXLE**

Standard on every SILVERADO are 16" aluminum wheels, E rated radial tires and Dexter E-Z Flex suspension system providing an incredibly smooth ride.



**FASTER & STRONGER**

2½ times **FASTER** than electric gear

**EXTEND**

|                   |  |                     |
|-------------------|--|---------------------|
| Hydraulic w/ load |  | <b>52 Seconds</b>   |
| Electric w/ load  |  | <b>2.26 Minutes</b> |

**RETRACT**



|                   |  |                     |
|-------------------|--|---------------------|
| Hydraulic w/ load |  | <b>38 Seconds</b>   |
| Electric w/ load  |  | <b>1.75 Minutes</b> |

Times Based on 12 inches of travel

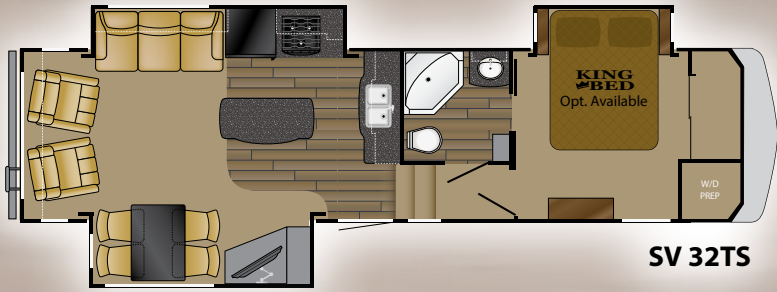
- Aluminum landing gear legs resist rusting and corrosion for long lasting, smooth operation.
- 9 inch Round foot pads on hydraulic landing gear legs have a compression area of 63.5 sq in per leg or 127 sq in total
- 6x9 inch Electric foot pads only have 54 sq in or 108 sq in total



The U.D.C. Universal Docking Center brings all the coach hook-ups and holding tank valve pulls to one central lockable location for quick easy and secured hookup.

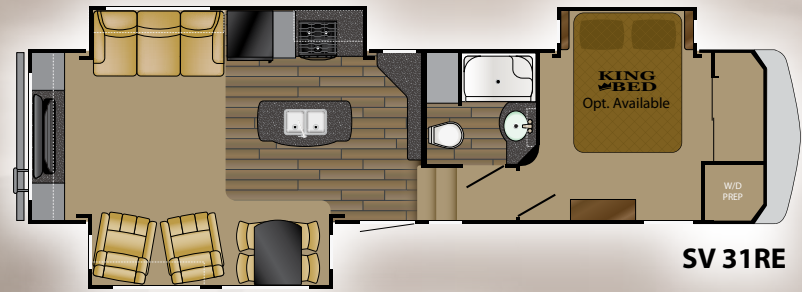






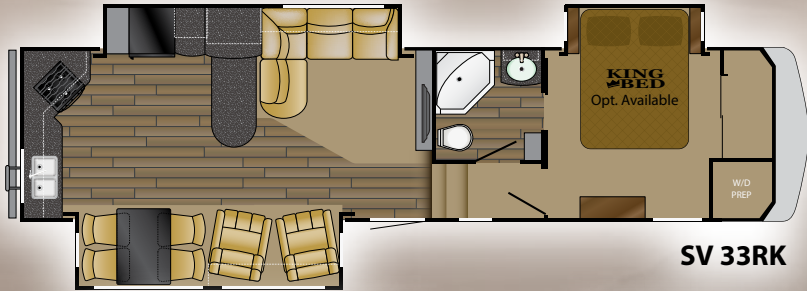
Length: 35'0"  
 Dry: 10,440  
 Hitch: 2,150  
 Height: 12'9"

SV 32TS



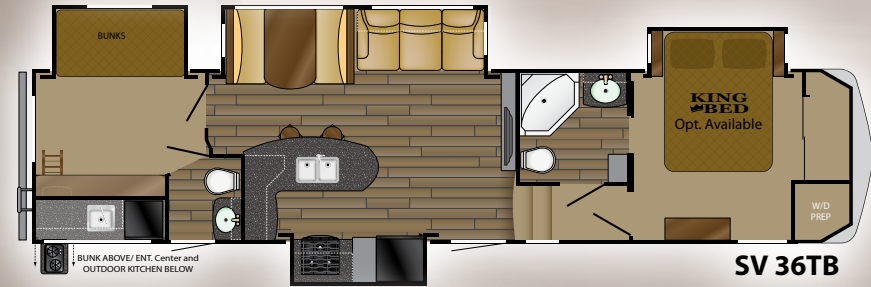
Length: 35'0"  
 Dry: TBD  
 Hitch: TBD  
 Height: 12'9"

SV 31RE



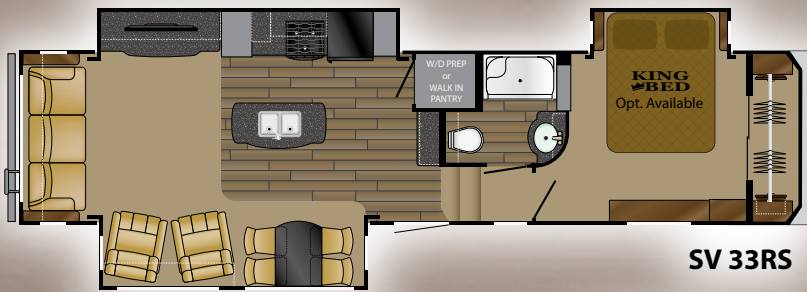
Length: 36'6"  
 Dry: 11,295  
 Hitch: 2,085  
 Height: 12'9"

SV 33RK



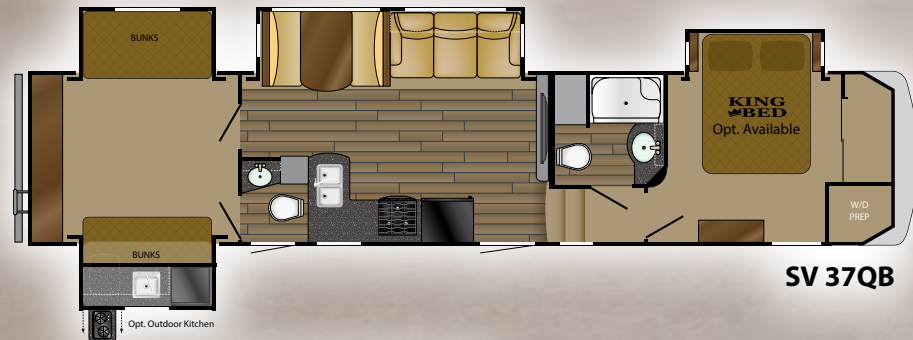
Length: 39'11"  
 Dry: 12,060  
 Hitch: 2,360  
 Height: 12'9"

SV 36TB



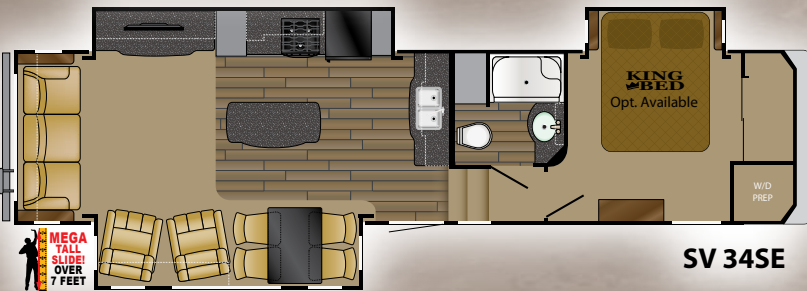
Length: 37'6"  
 Dry: 11,900  
 Hitch: 2,110  
 Height: 12'9"

SV 33RS



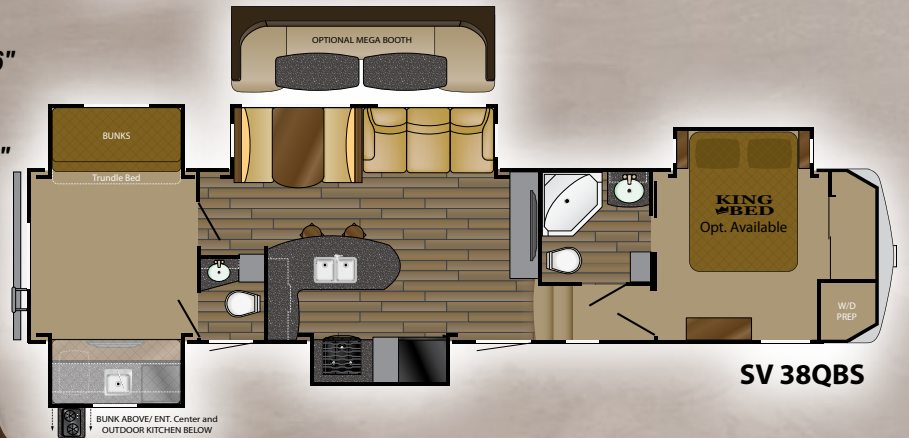
Length: 41'7"  
 Dry: 12,540  
 Hitch: 1,910  
 Height: 12'11"

SV 37QB



Length: 37'6"  
 Dry: 11,685  
 Hitch: 1,975  
 Height: 12'9"

SV 34SE



Length: 41'0"  
 Dry: 12,745  
 Hitch: 2,185  
 Height: 12'11"

SV 38QBS



Note: Overall Length defined as tow point (Ball coupler for travel trailers / King pin for 5th wheel trailers) to rear bumper. It does not include the rear ladder.

# SILVERADO



# STANDARDS & OPTIONS

## Exterior Features

- Patent Pending 88 Degree Turning Radius Front Cap
- All Sliderooms are Hydraulic
- UDC Convenience Center
- Rear Ladder
- Oversize External slam style Cargo Doors
- Enormous External Storage Areas
- Twin 30# LP Bottles
- Black Tank Flush
- Large Entry Assist Grab Handle
- Porch Light
- External Awning Light Outlet
- Black Rimmed 80% Tinted Safety Glass Windows with UV Inhibitor
- Upgraded Exterior Graphics
- Spare Tire and Carrier
- Hitch Light
- Hydraulic Front Landing Gear
- Electric Rear Jacks
- Extended Hitch Pin
- Light at Entry Step w/ Switch at Floor
- Electric Awning w/ LED Light

## Wall Construction

- High Gloss Laminated Medallion Fiberglass Sidelalls
- Double-Welded Aircraft Quality Aluminum Structure
- Double Layered, double luan Six layer Sidelwall

## Roof Construction

- 5" Attic Trusses for Extra Strength
- Seamless EPDM Rubber Roof
- Moisture Ventilation Caps

## R-Values

- Walls - R11
- Roof - R14
- Floor - R14

## Tank Sizes

- Fresh - 57 gal.
- Gray - 80 gal.
- Black - 40 gal.
- 2nd Black - 40 gal. (Select Models)
- 10 gal. Gas/Electric DSI Water Heater

## Tire / Axles / Suspension

- Dexter EZ-Flex Suspension
- 2 x 12" Brakes on Each Exle
- E-rated 16" tires with leaf springs
- Aluminum 16" Rims
- Correct Track Alignment System

## Underbelly

- Flexfoil Insulation (R-14)
- Seamless Corrugated Heated and Enclosed Underbelly / Tanks & Gate Valves

## Power

- 55 AMP/12V DC Power Converter
- 50 Amp Detachable Marine Cord
- 110V Exterior Electrical Receptacles

## Heating

- Seamless In-Floor Heat Duct
- Heated Bathroom

## Cooling

- 15,000 BTU Ducted Air Conditioner
- Air Conditioned Bathroom
- 2<sup>nd</sup> Ducted A/C Prep in Bedroom

## Living Room

- Decorative Glass Inserts in Overheads
- 110V Ceiling Fan with Light Kit
- Night Shades Throughout
- Ceiling Fan
- Light Switch at Main Entrance
- 2 Rocker Recliners (Select Models)
- Flip and Fold Sleeping Sofa (Most Models)

## Kitchen

- Solid Surface Countertop with Pencil Edge
- 8 Cu.Ft Refrigerator
- Room for Large Trash Can (Select Models)
- Residential Size Stainless Steel under mounted Sink
- Deep Residential Size Drawers
- Glazed Chestnut Cabinets
- Brushed Nickle Hardware
- Full Extension Roller Bearing Drawer Glides
- Free Standing Dinette w/4 Chairs
- Large, Deep Pantries
- Residential Beaufloor Flooring
- All-in-One Master Control Panel with DSI Water Heater Switch, Tank Level Monitors, Slide Switches and Light Switches
- Residential Microwave

## Main Slide Room

- 6'-5" Ceiling Height
- Double Squeegee Seals w/One-Piece Weather-proof Floor Pan.
- 12V Recessed Lighting with Wall Switch

## Entertainment Features

- 32" HD LED TV (40" in 35RES/34SE)(50" in 38QBS)
- AM/FM CD/DVD/MP3 Player with Wireless Link Technology.
- Living Room Speakers
- Bedroom Speakers
- Marine Grade Exterior Speakers
- Basement TV / Cable Jack w/ Outlet

## Bedroom

- Bedroom Slideout w/Underbed Storage
- Large Dresser w/ Drawers
- 6'-4" Bedroom Ceiling Height
- Reading Lights over Bed
- Stackable Washer / Dryer Prep (All Models)
- Night Shades

## Bath Area

- Large Medicine Cabinet
- Glass Shower Surround
- Power Roof Ventilation
- Dual 12V Lights with Soft Lighting Lenses
- Porcelain Commode w/Foot Flush
- Heat and Air Conditioning Duct
- 110V Outlet for Night Light

## For Your Safety & Protection

- Smoke Detectors on Ceiling
- Fire Extinguisher by Entry Door
- LP Gas & CO2 Detectors inside Unit
- Exterior Security Flood Lights
- Break Away Switch
- Deadbolt Lock on Entrance Door
- 120V GFI Protected Outlets
- Fire Escape Windows
- All Safety Glass Windows
- 12V Hitch Light

## OPTIONAL EQUIPMENT:

### Exterior Options

- Generator Prep
- Onan 5.5 Generator
- Outside Kitchen (Select Models)
- ABS Hitch Cover
- Manual Power Cord Reel

### Interior Options

- Booth Dinette in place of Free Standing (Std On 36TB, 37QB, 38QBS)
- 72" Sofa w/ Flip and Fold Sleeper in place of Bottom Bunk (36TB, 37QB, 38QBS)
- 32" Bedroom HD LED TV
- 32" Bunkroom HD LED TV
- 12 CuFt Refrigerator (select models)
- Freestanding Table and Four Chairs in place of Booth Dinette (36TB, 37QB, 38QBS)
- King Bed
- Built-in Dresser Storage in lieu of Washer/Dryer Closet
- Stainless Steel Appliances
- Mega Booth (38QBS only)

### Heating & Cooling Options

- Electric Fireplace (Select Models)
- 2<sup>nd</sup> A/C (Wire And Prep Std)
- Dual Pane Windows

## PLATINUM PACKAGE

- Painted Two-Tone Front Cap
- High Gloss Colored Fiberglass
- Upgraded Graphics Package
- Recessed LED Lighting
- Residential Microwave
- Upgraded Residential Backsplash



Scan this QR code for more info





Heartland Recreational Vehicles

1001 All-Pro Drive • Elkhart, IN 46514 • 574-262-5992

**Community. Convenience. Close-to-home.**

Where you purchase your recreational vehicle is ultimately your decision but Heartland urges you to consider buying at your local dealer. Dealers are part of your community, providing jobs and contributing to your local economy. These dealers are under obligation to provide warranty service for products they sell, but are not legally required to service products purchased from other dealers. At some point, you may need to return to the dealer you buy from - why not stay close to home? After all, home is where your Heartland is!

**BENEFITS OF PURCHASING YOUR RV LOCALLY:**

- You enjoy valuable relationship building with Dealer Representatives, close to your home, who will explain the features and benefits of the product.
- You receive a full product orientation prior to delivery, which includes hands-on directions for many of the coach's systems and functions. You are also introduced to the Dealership's Service/Parts/Warranty personnel who are at the ready to help you with any issues you may encounter, now and in the future.
- You enjoy customer PRIORITY. Dealerships generally service their purchasing customers first - others may experience long delays and miss opportunities to use their RV. What is it worth for you to have a dealership's full attention and motivation to satisfy you when you need service - in a timely manner?
- Valuable TAX dollars and jobs stay in YOUR community which pays for your roads, schools, police and fire departments.

**DON'T UNDERESTIMATE CUSTOMER SERVICE AND PERSONAL CARE!**

For Canadian Residents: If you purchase an RV out-of-country, there are additional fees, taxes and inspections that must be met before bringing your product home. Your local Canadian dealers are experts in these provisions.

Visit HEARTLAND on:

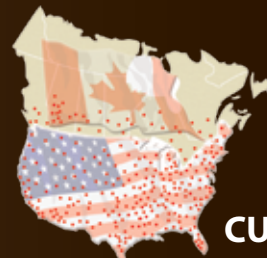


Your Authorized Heartland Dealer:

HEARTLAND PROUDLY PARTNERS WITH THE HIGHEST QUALITY VENDORS in manufacturing our recreational vehicles:



# SILVERADO



**HEARTLAND CUSTOMER SERVICE WE'VE GOT YOUR BACK!**

Over 40 men and women located in a dedicated facility servicing our customers every day. With a dealer network of over 400 locations across the U.S. and Canada, you're never far from an authorized Heartland dealer.

[www.HEARTLANDRVs.com](http://www.HEARTLANDRVs.com)



- Experience:**
- Product Walk-Through Videos
  - Side By Side Comparisons
  - Feature Videos • Photo Galleries
  - Virtual 360° Tours
  - Detailed Floor Plans
  - News • Testimonials
  - Dealer Locator • Owners Club
  - Customer Service • Service Locator
  - and More at our Informative Web Site



Product information is as accurate as possible as of the date of publication of this brochure. Due to Heartlands commitment to continuous product improvement - floorplans, materials, components, features, specifications, options, etc. are subject to change without notice or obligation to Heartland Recreational Vehicles. Product information and specifications apply to coaches beginning with serial number 275603  
**Tow Vehicle Caution:** Owners of Heartland recreational vehicles are solely responsible for the selection and proper use of tow vehicles. All customers should consult with a motor vehicle manufacturer or their dealer concerning the purchase and use of suitable tow vehicles for Heartland products. Heartland disclaims any liability or damages suffered as a result of the selection, operation, use or misuse of a tow vehicle. Heartland's limited warranty does not cover damage to the recreational vehicle or the tow vehicle as a result of the selection of the tow vehicle.  
 See your nearest Heartland dealer to review a current model.