

Spree[®]



Luxury Lightweight Travel Trailers



The Spree is a balanced mix of comfort, function and luxury in a lightweight travel trailer. Spree models facilitate and amplify the enjoyment of relaxing in style.

320BS

Oakridge Décor with Cognac Maple
(shown with optional table, chairs and recliners)



320BS Island kitchen offers extra countertop surface area.



Shown with optional 39" LED TV and fireplace.



320BS



262RKS
Oakridge Décor with
Cognac Maple

Spree features a barrelled 82" ceiling with skylight, LED lighting and four interior speakers.

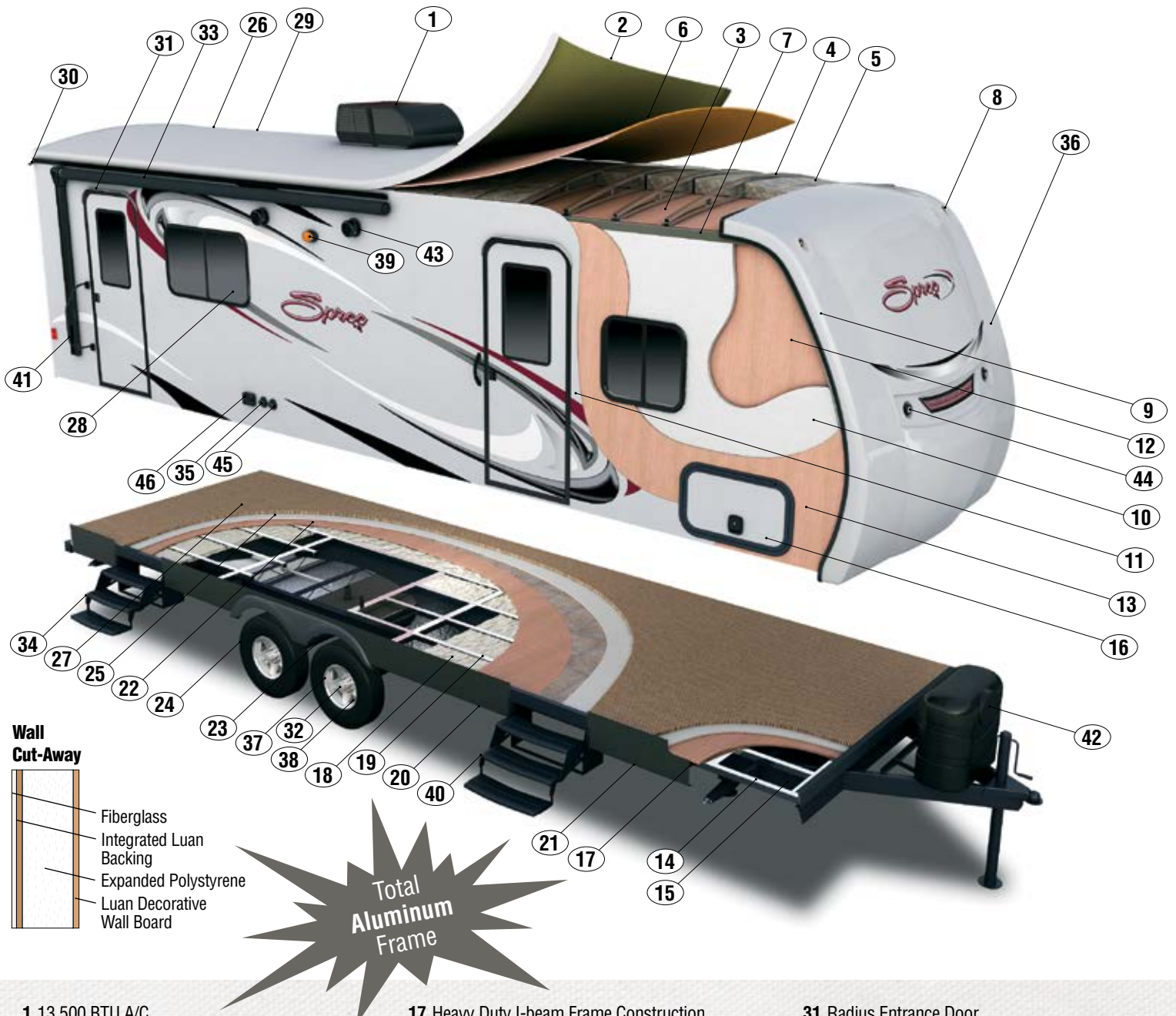
Most Spree models have a residential 48" shower with sliding glass doors and shower seat.



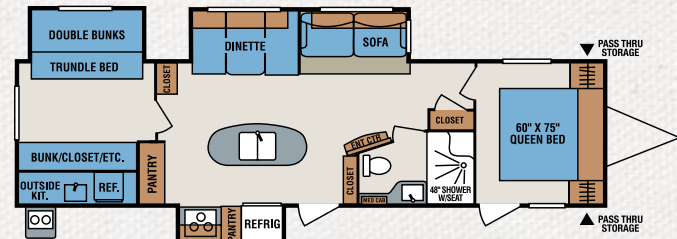
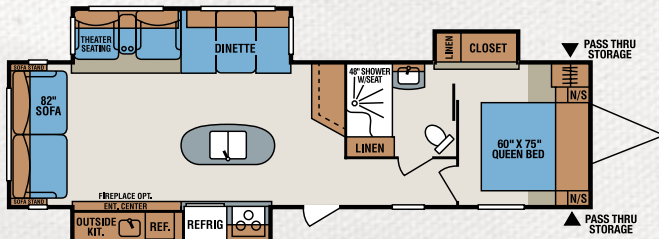
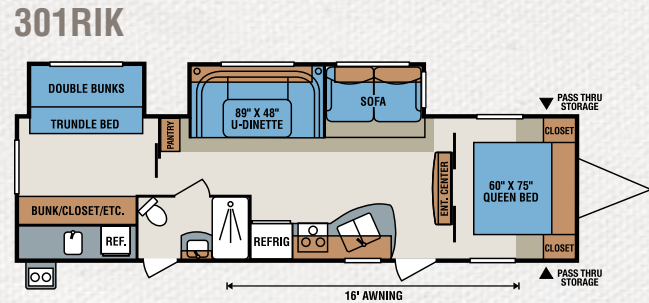
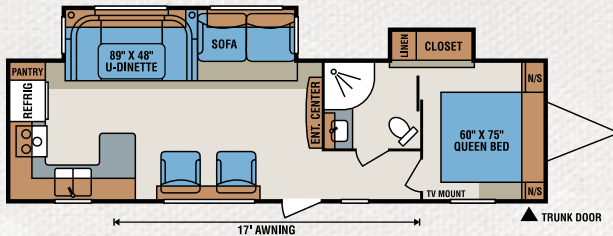
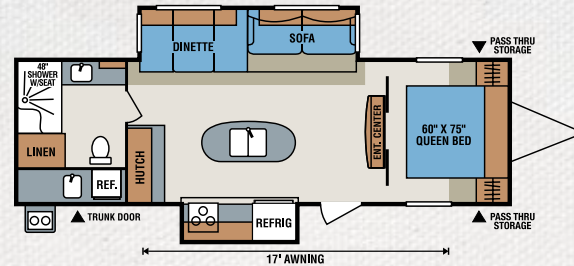
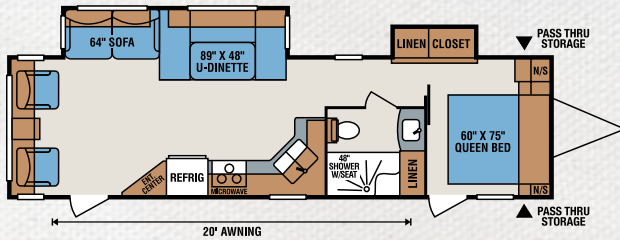
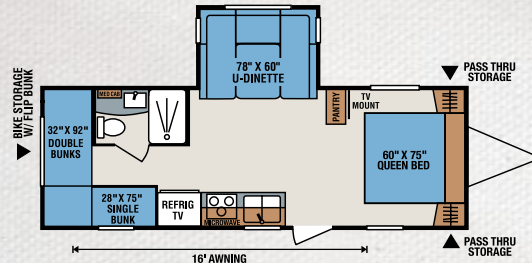
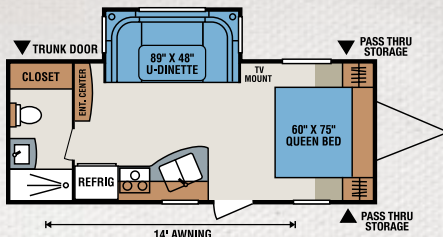
262RKS Optional 39" LED TV and plank flooring add to the Spree's interior.



262RKS The bedroom features large overhead cabinetry, designer headboard and nightstands.

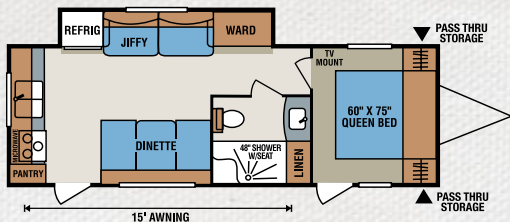


- | | | |
|--|--|--|
| <ul style="list-style-type: none"> 1 13,500 BTU A/C 2 SuperFlex Seamless 1-Piece Roofing Material 3 Vinyl Interior Ceiling Panel 4 4 1/2" Arched Aluminum Truss Rafters, 16" O.C. 5 R-7 Batten Insulation 6 3/8" Walkable Roof Decking 7 Heavy Duty Aluminum Headers 8 Exterior Clearance and Brake Lights 9 Aluminum Frame Front and End Walls 10 Expanded Polystyrene R-7 11 High Gloss Titanium Gray Exterior Fiberglass 12 1/8" Luan Decorative Wall Board 13 1/8" Luan 14 3" Aluminum Stringer 15 Darco® Corrugated Moisture Barrier 16 Extra-Large Slam Latch Radius Baggage Doors | <ul style="list-style-type: none"> 17 Heavy Duty I-beam Frame Construction 18 R-7 Batten Insulation 19 2x2 Double Welded Aluminum Floor Joists, 16" O.C. 20 Heated & Enclosed Underbelly 21 Fully Welded Outriggers 22 5/8" Tongue and Groove Plywood Decking 23 Heavy Duty Leaf Springs 24 15" Radial Tires 25 Residential Style Carpet Pad 26 Rack and Pinion Electric Slide with Manual Override with Box Tube Slide Out Ram 27 Residential Carpet or Linoleum 28 Tinted Safety Glass Windows 29 Triple Sealed Slide Outs 30 Extra Long Drip Spouts | <ul style="list-style-type: none"> 31 Radius Entrance Door 32 Easy Lube Axles 33 Standard Awning 34 Triple Steps 35 Cable Hook-Up 36 Aerodynamic Fiberglass Front Cap 37 Auto Adjusting Brakes 38 Aluminum Rim (Option) 39 Porch Light 40 Triple Entry Step 41 Large Assist Grab Handle 42 (2) 30# LP Tanks with Flip-Up Access Lid 43 2 Exterior Speakers 44 LED Lights 45 Satellite Hookup 46 110 Outlet |
|--|--|--|

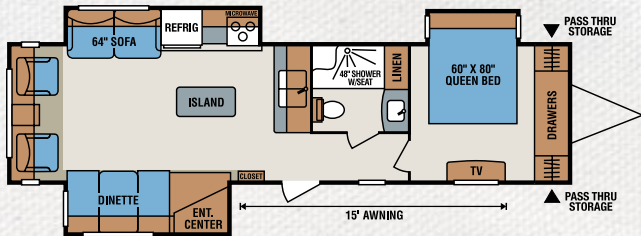


Travel Trailers	230RBS	240BHS	262RKS	300RLS	301RIK	320BS
UVW (Unloaded Vehicle Weight) *	4,840	5,160	5,590	6,970	7,010	7,770
Dry Hitch Weight*	590	570	600	970	580	900
Dry Axle Weight*	4,250	4,590	4,990	6,000	6,430	6,870
NCC (Net Carrying Capacity)	1,160	1,340	1,210	1,330	890	1,530
GVWR	6,000	6,500	6,800	8,300	7,900	9,300
Interior Height	82"	82"	82"	82"	82"	82"
Exterior Height w/ A/C	11' 2"	11' 2"	11' 1"	11' 2"	11' 2"	11' 3"
Exterior Width	96"	96"	96"	96"	96"	96"
Exterior Length	24' 9"	28' 3"	28' 8"	34' 5"	31' 5"	36' 5"
Refrigerator (cu. feet)	8	6	8	8	8	8
Water Heater Cap. (gal. G/E w/DSI)	6	6	6	6	6	6
Fresh Water Cap. (gal.)	40	40	40	40	40	40
Waste Water Cap. (gal.)	32	32	32	32	32	32
Gray Water Cap. (gal.)	32	32	64	32	56	32
LP Gas Cap. (lbs.)	60	60	60	60	60	60
Furnace BTUs (1,000s)	20	20	20	30	30	30
Tire Size	15"	15"	15"	15"	15"	15"
Awning	14'	17'	15'	20'	17'	15'

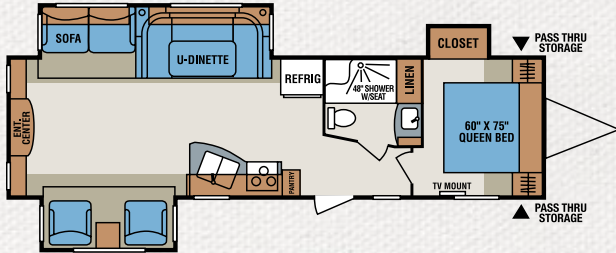
*This weight reflects the rolling average unit weight for each model. Your trailer weight will vary according to optional equipment.



262RKS



320BS



322RES



Exterior shower with hot and cold water.



Two exterior marine grade speakers and porch light.



Large tinted frameless windows (Elite Package.)




Extra large slam latch radius baggage doors. (Houses optional refrigerator.)



Aerodynamic one piece front end cap with integrated LED lights.


321RKS	322BHS	322RES	328IK	329IK
6,680	7,150	7,320	8,160	8,130
760	720	900	740	860
5,920	6,430	6,420	7,420	7,270
1,620	1,150	1,480	1,340	1,370
8,300	8,300	8,800	9,500	9,500
82"	82"	82"	82"	82"
11' 2"	11' 2"	11' 2"	11' 6"	11' 6"
96"	96"	96"	96"	96"
34' 6"	35' 8"	34' 8"	36' 2"	36' 6"
8	8	8	8	8
6	6	6	6	6
40	40	40	40	40
32	32	32	32	32
64	32	64	32	56
60	60	60	60	60
30	30	30	30	30
15"	15"	15"	15"	15"
17'	16'	13'	20'	17'




Ginger Décor



Oakridge Décor



Zorro Décor



Cognac Maple

Standards

- 3/8" Fully Walk On Roof Decking
- 5/8" Tongue and Groove Plywood Floor
- 1 Piece Seamless Roof with SuperFlex Roofing Material
- 4 Stabilizer Jacks
- 6 Sided Aluminum Frame
- 6 Gallon Gas/Electric DSI Water Heater
- 8 Cubic Foot Refrigerator (N/A on 240BHS)
- 15" Tires
- 30 Amp Service
- 30 lb. LP Bottles and Cover with Flip-Up Access Lid
- 13,500 BTU A/C
- AM/FM/CD/DVD Bluetooth Player with USB Port
- Awning with Drip Rail and Spouts
- Black Tank Flush
- Cable Hook Up
- Cotton Cloud Deep Quilt Mattress
- Custom Wall Border
- Decorative Bedsread
- Decorative Designer Backsplash at Kitchen
- Designer, High Definition Countertops
- Drawers Under Refrigerator and Ovens (Where Available)

- Easy Lube Axles
- Exterior Shower
- Filon 4,000 Titanium Gray Color Infused Gel Fiberglass Sidewalls
- Free Standing Residential Sofa
- Gas Struts on Bed Base
- Hard Lambrequins and Valances
- Headboard
- Heated and Enclosed Underbelly
- Large Assist Grab Handle
- Large Overhead Cabinets
- LED Lighting Inside and Out
- Microwave with Turntable
- Monitor Panel
- New Gel Coat Smooth Streamline Titanium Gray Front Cap
- Night Shades
- Outside Speakers
- Oven
- Patio Door Light
- Pendant Lights Over Islands
- Power Vent In Bathroom
- Radius Ceiling
- Radius Entry Door
- Rear Bumper with Sewer Hose Storage
- Residential Pull Down Style Faucet
- Roller Ball Bearing Drawer Guides
- Satellite Preparation
- Self-Adjust Brakes

- Sink Cover
- Skylight In Kitchen
- Skylight Over Tub
- Slam Latch Baggage Doors
- Solid Wood Framed Mortise and Tenon Glazed Cabinet Doors
- Tinted Windows
- Triple Step
- TV Antenna with Booster
- Vaulted Ceilings
- Wood Framed Decorative Refrigerator Front Panel

Options

- 2nd A/C (Includes 50 Amp)
- Bunk Ladder and Railing (322BHS and 329IK Only) (N/A with Jiffy in Bunk)
- Exterior Refrigerator in Front Storage Compartment (Floorplan Dependant)
- Jiffy Sofa with Flip-Up Bunk (322BHS and 329IK Only)
- Outside Grill
- Recliner (1 or 2) (320BS, 321RKS, 322RES and 323CSS Only)
- Table and 4 Chairs with Leaf (N/A on 230RBS, 240BHS, 262RKS and 320BS)
- Theater Seating (Forced 328IK)

LX Package

- 15" Aluminum Wheels
- Cotton Cloud Deep Quilt, Gel Foam Mattress
- Equa-Flex™ Suspension
- LED TV (32" or 39")
- Multi-Directional Lighted Power Awing
- Porcelain Toilet
- Spare Tire/Carrier/Cover

Elite Package

- 15,000 BTU A/C
- Flip-Up Bike Rack/Cargo Tray
- Frameless Windows
- Ladder
- Maxxair® Vent (Bathroom)
- Power Front/Rear Stabilizer Jacks
- Power Tongue Jack

Diamond Package

- Deluxe Sleeper Sofa
- Fireplace
- Solid Surface Countertops
- Wire for 2nd A/C with 50 Amp Service



Dealer Satisfaction Index: Ratings of manufacturers, by dealers, have consistently awarded KZ top honors for excellence of design, reliability, overall quality and value, communications and dealer support.



Dealer:

ASK ABOUT OUR 2-YEAR LIMITED WARRANTY!



Join our Family Forum at www.kzfamilyforum.com

For more product details and in-depth information, visit us at www.kz-rv.com



985 N 900 W • Shipshewana, IN 46565
E-mail kz@kz-rv.com • www.kz-rv.com



Due to continual research and advances, manufacturer reserves the right to change specifications, design, price and equipment without notice, and assumes no responsibility for any error in this literature. Some items shown are not included as standard or optional equipment. ©2014KZ | 11/4/14 | 17.5M