

# SALEM HEMISPHERE LITE

HEMISPHERE TRAVEL TRAILERS AND FIFTH WHEELS



HEMISPHERE TRAVEL TRAILERS AND FIFTH WHEELS








## POPULAR OPTIONS




STAINLESS STEEL  
UNDERMOUNT SINK



RECESSED STOVE W/  
GLASS STOVE COVER



ELECTRIC STABILIZER  
JACKS



LED AWNING LIGHT



LINC PAD TABLET W/ WI-FI



POWER FRONT TONGUE  
JACK (TRAVEL TRAILERS)

## RESIDENTIAL LOOK..







272RLIS SUEDE DECOR





312QBUD AMARETTO DECOR



RESIDENTIAL FEEL...



TRAVEL TRAILERS



OPTIONAL TV AND JIFFY SOFA SHOWN



OPTIONAL EXTERIOR KITCHEN





## HEMISPHERE DELUXE OUTSIDE KITCHEN (TRAVEL TRAILERS & FIFTH WHEELS)



- PRESSED METAL COUNTERTOP AT LOW, WORKABLE HEIGHT
- HUGE CABINETS FOR STORAGE
- FULL SIZE MINI FRIDGE
- HIGH RISE FAUCET WITH HOT AND COLD WATER
- DEEP BOWL SINK WITH PLUMBING TO ADDITIONAL ENCLOSED GREY TANK
- CONVENIENT 110V OUTLET
- BUMPER MOUNTED, SWING ARM GAS GRILL WITH LP HOOK UP ON TRAILER



## RESIDENTIAL COMFORT...







337BAR FRENCH ROAST DECOR





# INTERIOR FEATURES



356QB WALNUT DECOR

SHOWN WITH OPTIONAL WHIRLPOOL® 107 CU. FT. STAINLESS STEEL REFRIGERATOR.





## BUNK ROOM

- A** OVERHEAD CABINET 14" DEEP FOR LARGE PLATES
- B** HUGE STORAGE DRAWER AT BASE OF DINETTE
- C** 6'5" 5TH WHEEL SLIDE-OUT INTERIOR HEIGHT (BEDROOM SLIDES N/A)
- D** (4) SPEAKER SOUND SYSTEM
- E** LG SOLID SURFACE COUNTERTOPS
- F** AM/FM, CD PLAYER W/ MP3 HOOKUP
- G** DECORATIVE OVERHEAD DINING LIGHT
- H** SOLID WOODFRAME MORTISE AND TENON DOORS
- I** U-DINETTE (BUNK MODELS)
- J** RESIDENTIAL STAINLESS STEEL MICROWAVE
- K** 3-BURNER RANGE WITH STAINLESS STEEL OVEN & VENT HOOD
- L** BRUSHED NICKEL CURTAIN RODS
- M** ONE PIECE PLANK WOOD LINOLEUM FLOORING
- N** RESIDENTIAL STYLE CARPET
- O** 32" LCD TV (STANDARD ALL 5TH WHEELS & TRAVEL TRAILERS)
- P** FULL EXTENSION BALL BEARING DRAWER GUIDES



356QBQ BUNK ROOM WITH 2ND FULL BATH

(OPTIONAL TV AND JIFFY SOFA SHOWN)



## STANDARDS AND OPTIONS

### HYPER LYTE CONSTRUCTION

- EZ-Lube Axles w/ 15" Radial Tires (16" on select models) & Aluminum Wheels
- Painted Fiberglass Front Cap
- Aerodynamic 5th Wheel Front Cap w/ LED Light Strips
- Wide Track Suspension (travel trailers)
- 3 Sided Aluminum-Framed Vacuum-Bonded Construction
- Gel Coated Fiberglass Exterior
- Laminated Sidewalls
- Laminated Floor w/ In-Floor Heat
- 6'5" Full Walk-In 5th Wheel Slide-Outs (N/A bed slides)
- One Level, Full Stand-Up Height 5th Wheel Upper Decks
- 30" Smooth Fiberglass Radius Main Entry Door (26" secondary)
- Swing Arm Entry Assist Handle
- Extra Large Full Pass-Thru Storage (per floorplan)
- One Touch Electric Awning w/ Adjustable Legs (1 year warranty)
- Upgraded ABS Fender Skirts
- Grab Handle at 5th Wheel Interior Steps
- Interior Wood Grab Handle at Entry Door (all models)
- Powder Coated I-Beam Frame
- Cambered Chassis
- Water Heater By-Pass
- Fifth Wheel Docking Station
- Power Flush Floor Slide-Out Systems
- 16 Gal. per hour G/E Quick Recovery DSI Water Heater (2 year warranty)
- Stabilizer Jacks
- Backer for Rear Ladder
- One Piece Seamless Roof (12 year warranty)
- Full Walk-on Roof
- Power Front Landing Gear (5th wheels)
- Tinted Safety Glass Windows
- Black Tank Flush

### KITCHEN

- LG® Solid Surface Countertops
- Stainless Steel Dometic® Double Door Refrigerator (2 year warranty)
- Residential, Under Mount Sink

- Stainless Steel Microwave w/ Carousel (1 year warranty)
- High Rise, Pull-Out Sprayer Faucet
- Stainless Steel Vented Range Hood w/ Light
- IVC Plank Wood Linoleum (Made in USA)
- Solid Wood Drawer Fronts w/ Full Extension Ball Bearing Guides
- Solid Wood Raised Upper Panel Cabinet Doors
- Large Overhead Cabinets
- Wall-Mounted Systems Monitor Panel
- Satin Nickel Hardware
- Large Residential Pantry (select models)
- Residential Hanging Pendant Lights (most models)

### LIVING ROOM

- 13,500 BTU Ducted Roof Air Conditioner w/ Quick Cool (2 year warranty)
- Residential Stain Resistant Carpet
- Swivel Rocker(s) (per floorplan)
- Theatre Seating w/ Built-in Recliners (per floorplan)
- Oversized Dinette w/ Large Pot and Pan Drawers (per floorplan)
- Deluxe Wood Dinette Tabletop
- Solid Wood Drawer Fronts
- Extra Large 77" U-Dinette (per floorplan)
- Large Dinette Picture Window
- 360° Omni Directional Digital TV Antenna
- Cable TV and Satellite Prep
- Extra Large Overhead Cabinets w/ Glass Inserts
- Decorative Dinette and Wall Light
- 30 or 35K BTU Suburban Forced Air DSI Furnace (2 year warranty) w/ Digital Thermostat
- Under Floor Heat Ducting
- Night Shades
- Tri-Fold Hide-a-Bed Sofa w/ Storage and X-Large Throw Pillows
- Laundry Hamper (most travel trailers)
- 32" HD TV and CD/DVD/AM/FM w/ MP3 Hookup and Surround Sound

### BEDROOM

- Custom King Bed in All Bedroom Slide 5th Wheels

- Strut Lifted Storage Area Under Bed
- Oversized Bunks (per floorplan)
- Solid Bedroom Privacy Doors
- Mirrored Wardrobe w/ large Drawers (most floorplans)
- Swing Arm TV Bracket (5th wheel bedrooms)
- Tall, 6 Drawer Dressers (most 5th wheels)
- Laundry Chute (travel trailers only)

### BATHROOM

- 30" x 50" Walk-in Shower w/ Sliding Glass Door (5th wheels)
- 12-Volt Power Bath Roof Exhaust Vent
- Wooden Medicine Cabinet w/ Mirrored Door
- Dometic® Foot Flush Toilet
- Tooth Brush Holder and Towel Ring
- Vinyl Tub Surround

### SECURITY AND SAFETY

- LP Leak Detector
- Smoke Detector
- Carbon Monoxide Detector
- Fire Extinguisher
- LED Hitch Light
- Welded Heavy Duty Safety Chains (Travel Trailers)
- Electric Brakes (all wheels)
- GFI Receptacles
- ANSI 119.2
- Certified to Meet National Highway Traffic Safety Administration Specifications

### HEMISPHERE OPTIONS

- Free-Standing Dinette w/ 4 Chairs
- La-Z-Boy Rocker Recliner (2)
- Living Room Ceiling Paddle Fan (5th wheels)
- Whirlpool® Residential Refrigerator w/ Inverter (5th wheels only)
- Roof Ladder
- 15,000 BTU Ducted A/C w/ Quick Cool
- Outside Shower (travel trailers)
- 50 Amp Service
- Washer/Dryer Prep (5th Wheels)

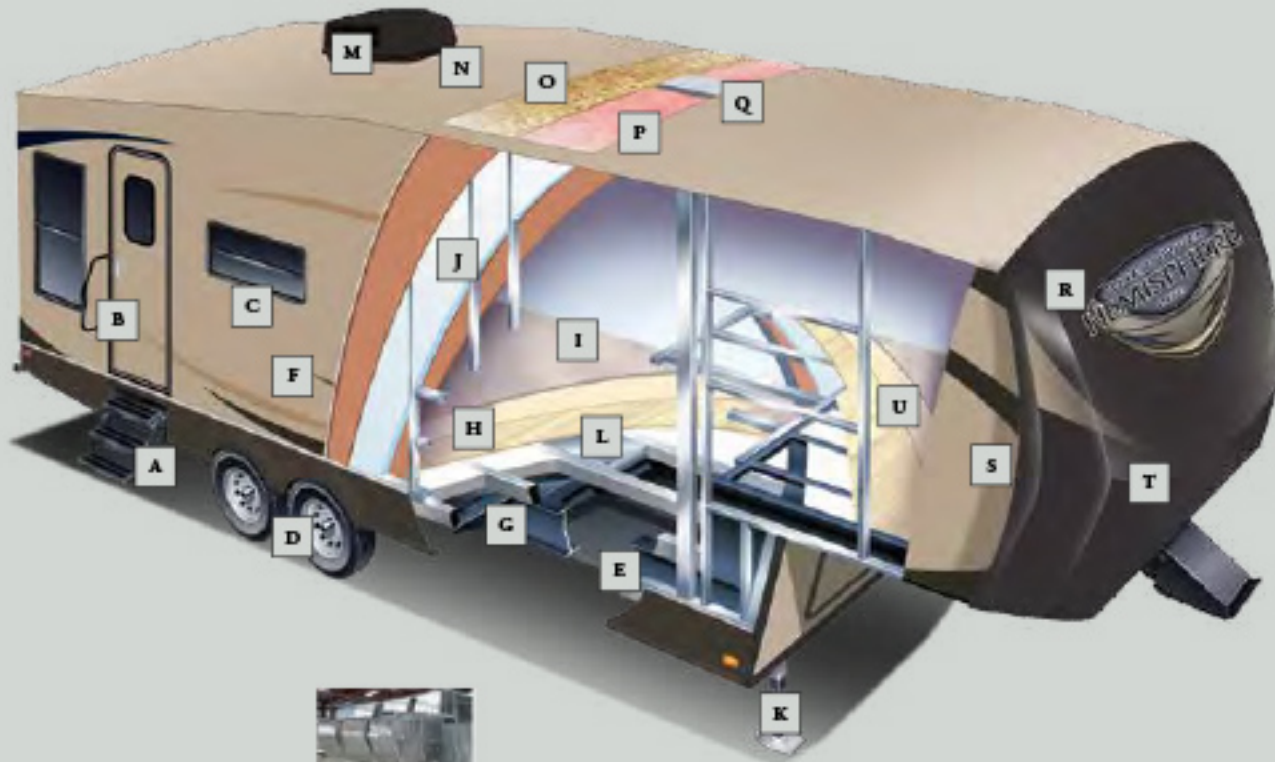
Contact your Hemisphere dealer for a complete list of options.





## PREPARED FOR THE SEASONS

- HEATED AND ENCLOSED UNDERBELLY WITH UNDERFLOOR DUCTED HEATING
- HIGH DENSITY, BLOCK FOAM INSULATION (SIDEWALL AND FLOOR)
- DOUBLE LAYERED FIBERGLASS INSULATION (ROOF, FRONT AND REAR WALL)
- HIGH EFFICIENCY AIR CONDITIONING SYSTEM WITH THICK, INSULATED DUCTING



The Salem Hemisphere has a Welded Aluminum Superstructure that is regarded as the industry's finest, pictured above is the heavier gauge aluminum tubing used by Hemisphere vs. The Competitors lighter gauge aluminum.



## CONSTRUCTION

- |  |  |
|--|--|
| A Triple Entry Steps                               | L Under-Floor Ducted Heat                                      |
| B Folding Entry Assist Handle                      | M Ducted 13.5 K BTU High Output Air Conditioning               |
| C Tinted Safety Glass Windows                      | N One Piece Seamless Roof (12 yr. Warranty)                    |
| D Ultra Lube Axles                                 | O 3/8" Roof Decking (Full Walk-On Roof)                        |
| E Heated and Enclosed Underbelly                   | P R-14 Fiberglass Insulation in Ceiling, Front Cap & Rear Wall |
| F Laminated Vacuum Bonded Aluminum Sidewalls       | Q Standard Insulated Duct for Central Air (all Models)         |
| G I-Beam Powder-Coated Frame with Cambered Chassis | R Painted and Gel Coated Fiberglass Front Cap                  |
| H Laminated Vacuum Bonded Floor                    | S Gel Coated Fiberglass Exterior                               |
| I Residential Stain Resistant Carpet               | T Sharp Turn Radius Front Cap                                  |
| J High Density Block Foam Insulation               | U Laminated and Vacuum Bonded Upper Deck                       |
| K Power Front Jacks (Fifth Wheels Only)            |  |

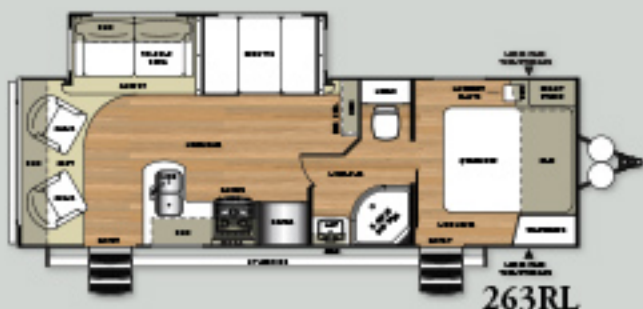


## SUPERIOR CRAFTSMANSHIP

ONLY THE FINEST ATTENTION TO DETAIL GOES INTO EACH HEMISPHERE. OUR SKILLED CRAFTSMAN HAVE MANY YEARS OF EXPERIENCE BUILDING BEAUTIFULLY FINISHED CABINERY. THE SOLID NATURE OF OUR WELL DESIGNED WOODWORK IS ANOTHER REASON WHY HEMISPHERE IS THE BEST BUILT RV ON THE ROAD.

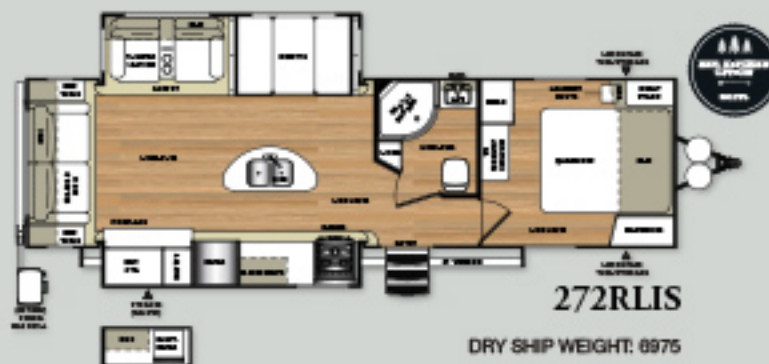


## TRAVEL TRAILER FLOORPLANS



**263RL**

DRY SHIP WEIGHT: 5845



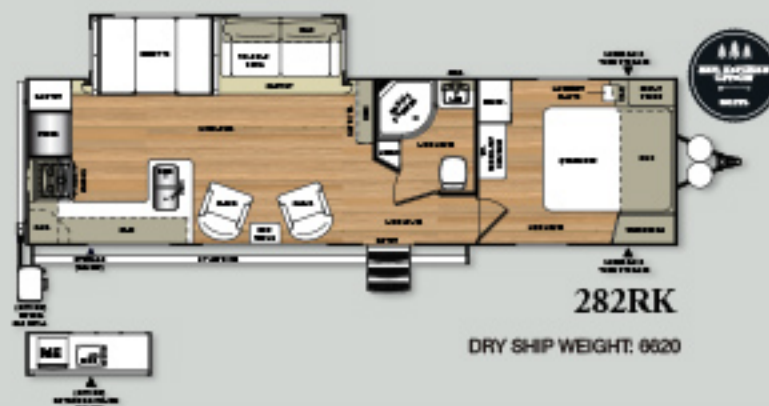
**272RLIS**

DRY SHIP WEIGHT: 6975



**272BH**

DRY SHIP WEIGHT: 6285



**282RK**

DRY SHIP WEIGHT: 6620

MODEL	263RL	272BH	272RLIS	282RK	299RE	300BH	302FK	312QBUD
Hitch Weight (lbs)	643	650	845	700	730	880	1060	855
Axle Weight	5202	5535	6390	6040	6650	7500	6225	5985
Dry Ship Weight	5845	6285	6975	6620	7380	8250	7285	7150
CCC (cargo cap)	3539	3106	2351	1901	2091	2601	2516	2601
Ext Length	29'9"	32'3"	34'4"	35'0"	35'1"	37'5"	35'6"	35'10"
Ext Height	11'	11'	11'	11'	11'	11'2"	11'	11'
Fresh Water Cap (gal)*	35	35	35	35	35	35	35	35
Black Water Cap (gal)	30	32	30	32	30	32	32	32
Grey Water Cap (gal)	30	64	48	64	30	64	64	62
Tire Size (in)	15"	15"	15"	15"	15"	15"	15"	15"
Awning Size (ft)	20'	16'	21'	16'	18'	14'	20'	20'

\*Includes hot water heater



BLACK TANK FLUSH



HEATED AND ENCLOSED UNDERBELLY





**299RE**

DRY SHIP WEIGHT: 7380



**300BH**

DRY SHIP WEIGHT: 8250



**302FK**

DRY SHIP WEIGHT: 7285



**312QBUD**

DRY SHIP WEIGHT: 7150



RADIUS EDGE LG\* SOLID SURFACE KITCHEN COUNTERTOPS



WIDE TRACK SUSPENSION (TRAVEL TRAILERS ONLY) WITH ALUMINUM RIMS



STANDARD EXTERIOR TV BRACKET ON EVERY HEMISPHERE



CONVENIENT LAUNDRY CHUTE DIRECTLY TO PASS THRU STORAGE



## FIFTH WHEEL FLOORPLANS



**266RLBS**

DRY SHIP WEIGHT: 8205



**286RL**

DRY SHIP WEIGHT: 8440



**276ROK**

DRY SHIP WEIGHT: 7985



**296QBBS**

DRY SHIP WEIGHT: 8525

MODEL	266RLBS	276ROK	286RL	296QBBS	327RE	337BAR	356QB	368RLBH
Hitch Weight (lbs)	1559	1325	1625	1630	1795	1990	1790	2080
Axle Weight	6646	6810	6815	6895	7690	8020	9400	8785
Dry Ship Weight	8205	7985	8440	8525	9380	10010	10960	10865
CCC (cargo cap)	3455	3291	3286	3206	2651	2321	2541	3156
Ext Length	33'11"	34'3"	32'7"	34'9"	36'5"	39'7"	42'3"	42'0"
Ext Height	12'10"	12'8"	12'10"	12'10"	13'	13'2"	13'2"	13'2"
Fresh Water Cap (gal)*	35	35	35	35	35	35	35	35
Black Water Cap (gal)	30	30	30	30	30	30	60	30
Grey Water Cap (gal)	62	62	30	62	62	62	92	62
Tire Size (in)	15"	15"	15"	15"	16"	16"	16"	16"
Awning Size (ft)	19'	18'	16'	18'	16'	13'	21'	19'

\*Includes hot water heater



DELUXE WOOD DINETTE TABLE TOP





**327RE**

DRY SHIP WEIGHT: 9380



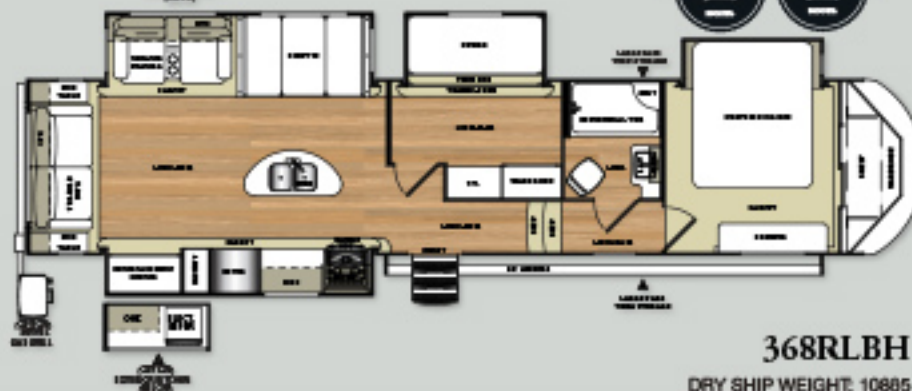
**337BAR**

DRY SHIP WEIGHT: 10010



**356QB**

DRY SHIP WEIGHT: 10960



**368RLBH**

DRY SHIP WEIGHT: 10805



EXTRA LARGE POT AND PAN DRAWERS AT THE DINETTE BASE



HUGE FINISHED AND INSULATED FIFTH WHEEL PASS-THRU STORAGE



PAINTED GEL COAT FIBERGLASS FRONT CAP ON TRAVEL TRAILERS AND FIFTH WHEELS WITH LIGHT STRIPS. RESISTS FADING, CHALKING AND CRACKING



DOCKING STATION WITH QUICK WINTERIZATION FEATURE (FIFTH WHEELS ONLY)





AMARETTO DECOR



SUEDE DECOR



FRENCH ROAST DECOR



**PRE-DELIVERY INSPECTION FACILITY**

20,000 square feet of quality assurance. The bare essentials for a premium product. This state-of-the-art facility gives immediate daily feedback to production for quality assurance



Forest River, Inc. encourages our customers to purchase their Forest River products from a local dealership whenever possible for the following reasons:

- 1) Forest River, Inc. dealers are independently owned and operated businesses so priority service and scheduling is at their discretion and is often provided to customers that purchased their unit at that dealership.
- 2) Purchasing locally allows customers to establish meaningful relationships with a dealer, enhancing the RV experience through assistance with product questions, user tips or RV regulations for your state or country, and much more!
- 3) Canadian customers must meet requirements to bring an RV purchased out of the country to their home. These requirements may involve additional inspections and certifications, taxes and fees. Your local Canadian Dealer is a professional at meeting these requirements.
- 4) Scheduling timely warranty repairs and adjustments through a local dealership provides far greater flexibility and convenience to you, the customer!

It is the goal of Forest River, Inc. that all of our RV owners fully enjoy the RV experience and that customer satisfaction meets or exceeds their expectations!

**24/7 EMERGENCY ROADSIDE ASSISTANCE**

For a worry-free ownership experience

**Coach-Net®**

Forest River includes one year of Coach-Net RV Technical & Roadside Assistance with each RV purchase. Whether new to the RV lifestyle or an experienced RV enthusiast, Forest River owners have 24/7 access to technical, operational and emergency road service coverage throughout the US & Canada. Coach-Net's fast, dependable service is just a phone call away.



**OTHER PRODUCTS IN THE SALEM FAMILY OF RECREATIONAL VEHICLES**



CRUISE LITE



SALEM SERIES



VILLA SERIES

**FREE MEMBERSHIP**  
to Forest River Owners' Group

[www.forestriverfrog.com](http://www.forestriverfrog.com)



Learn More  
Scan this barcode using a QR Reader on your smart phone to learn more about Forest River.




A Berkshire Hathaway company.

Forest River, Inc.  
55470 C.R. 1, Ellettsport, IN 46515  
(574) 390-4650

[www.forestriverinc.com/hemisphere](http://www.forestriverinc.com/hemisphere)  
[www.forestriveraccessories.com](http://www.forestriveraccessories.com)

All information contained in this brochure is believed to be accurate at the time of publication. However, during the model year, it may be necessary to make revisions and Forest River, Inc. reserves the right to make changes without notice, including prices, colors, materials, equipment and specifications as well as the addition of new models and the discontinuance of models shown in this brochure. Therefore, please consult with your Forest River, Inc. dealer and confirm the existence of any material, design or specifications that are material to your purchase decision.



© 2015 - HEMISPHERE a Division of Forest River Inc.  
A Berkshire Hathaway company