

Columbus

by Palomino

Fifth Wheels



Rediscover North America



Columbus Fifth Wheels



All Columbus floorplans include a high rise residential faucet, stainless steel microwave/convection oven, a 3-burner stove, oven, and resilient, mold and mildew resistant flooring throughout.

Columbus Fifth Wheels

This large, 60" x 30" one-piece fiberglass residential shower has a built-in seat, oversized skylight and a textured glass door. A rich, contoured cherry hardwood vanity houses a deep sink and solid surface countertop.



Set a Course for the Ultimate Road Trip

– And Connect with North America's Natural Beauty

Explore new places off the beaten path. Share the sites you knew as a kid with your own family. Designed to reflect the insights of a seasoned Fifth Wheel enthusiast, the Columbus is distinctively styled with residential details. Rich hand-rubbed, raised panel cherry hardwood cabinetry with matching wine and spice racks (on most models), five inch drawer handles (instead of the standard four inch), durable dovetail drawers with reinforced bottoms and attractive raised panel cabinet doors and hidden hinges create an upscale feeling of home.

340RK is a great place to entertain. Shown below with Hickory wood accents, light wood flooring, chocolate bonded leather theater seating, and a sofa sleeper. Comfort and convenience are enhanced with these options: an electric fireplace, plus a residential refrigerator/freezer with an ice maker.



Rediscover Comfort

Reconnect with the People and Places You Love in Complete Comfort

From coast-to-coast and everywhere in between, an adventure with a Columbus Fifth Wheel makes traveling anywhere a perfect escape from the everyday world. Well designed floorplans provide versatile living quarters with plenty of storage for everyone's gear.

Models 320RS and 375RL's spacious living area with movable island is shown with a Hickory wood interior, tile flooring, sandstone bonded leather furniture, and a gas/electric four door refrigerator.



Columbus Fifth Wheels



Columbus entertainment centers offer plenty of storage and great electronic conveniences, including a 40" LED Smart TV, and home surround-sound theater system with a subwoofer for deep rich sound quality.

Model 375RL's spacious slide out bath has double sinks, a solid surface countertop, a one-piece fiberglass shower with glass surrounds and a porcelain toilet.



Enjoy the wide open spaces! The possibilities for cooking and entertaining are endless with this versatile movable kitchen island.

Rediscover Style



Abundantly appointed, this Model 385BH is loaded with storage, has five spacious slide outs, comfortable theater seating, bench seating and an island with a double bowl stainless steel sink, cherry wood interior, light wood flooring and chocolate bonded leather furnishings. The entertainment center is equipped with a 40" LED Smart TV. This four-door, side-by-side gas/electric refrigerator, Fantastic kitchen vent and electric fireplace are available options.

Columbus Fifth Wheels

Every carefully planned detail is designed to provide the comforts of home. Relax and enjoy an ever-changing landscape from the comfort of Columbus' spacious, well-lit living areas. Elegant pendant lights infuse a warm glow, while indirect lighting above the cabinets and long lasting LED ceiling lights with glass covers create a warm, natural light and a spacious homestyle appeal.

The 385BH has a multi-purpose room with sleeping areas for four. Accommodations include permanent bunks above on both sides, with seating below that converts to a standard bed on one side, and a flip-down bed on the other. Shown with Cherry wood interior and light wood flooring.

This half bath is accessible from the bunk house or outdoors.



Decor

Choose a solid bonded leather and the pattern shown will coordinate with it.



Chestnut



Chocolate



Sandstone

Three 20 lb. LP tanks for easy exchange.



These optional convenience features are available on all Columbus models: a wireless rear back-up camera, and a bike rack/storage rack that can accommodate up to 450 lbs.

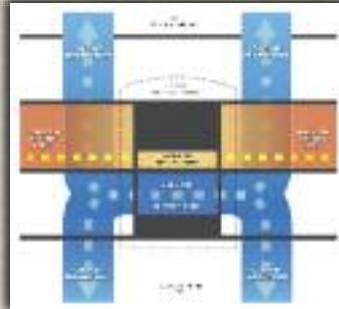


The Quiet Zone™ System feeds cool air directly into the ductwork system. Cool air enters a port built into the rafters at the first stage of distribution.

Warm air is pulled through a separate ductwork system to be vented to the outside. This residential style system keeps noise and vibration away from the living space for quiet, cool comfort.

Quiet Zone Advantages:

- ◆ Single or multi-zone controls
- ◆ Less vibration
- ◆ 26% More airflow
- ◆ Engineering tested
- ◆ Powerful 3-speed blower
- ◆ Less noise
- ◆ Top mount installation
- ◆ High output



MCD day/night shades (UV reflective day shade is optional)



All Columbus kitchens feature a stainless steel convection/microwave oven.



Cherry hardwood hallway steps include a central vacuum. Most heat ducts are off the floor, out of traffic areas.



Deep entry closet and charging station.



All models have energy efficient LED lights in the living area.

Columbus is designed to deliver the construction integrity experienced RV enthusiasts expect. From generously layered laminated construction, to premium insulation from top to bottom and side to side, lasting comfort sets the standard.

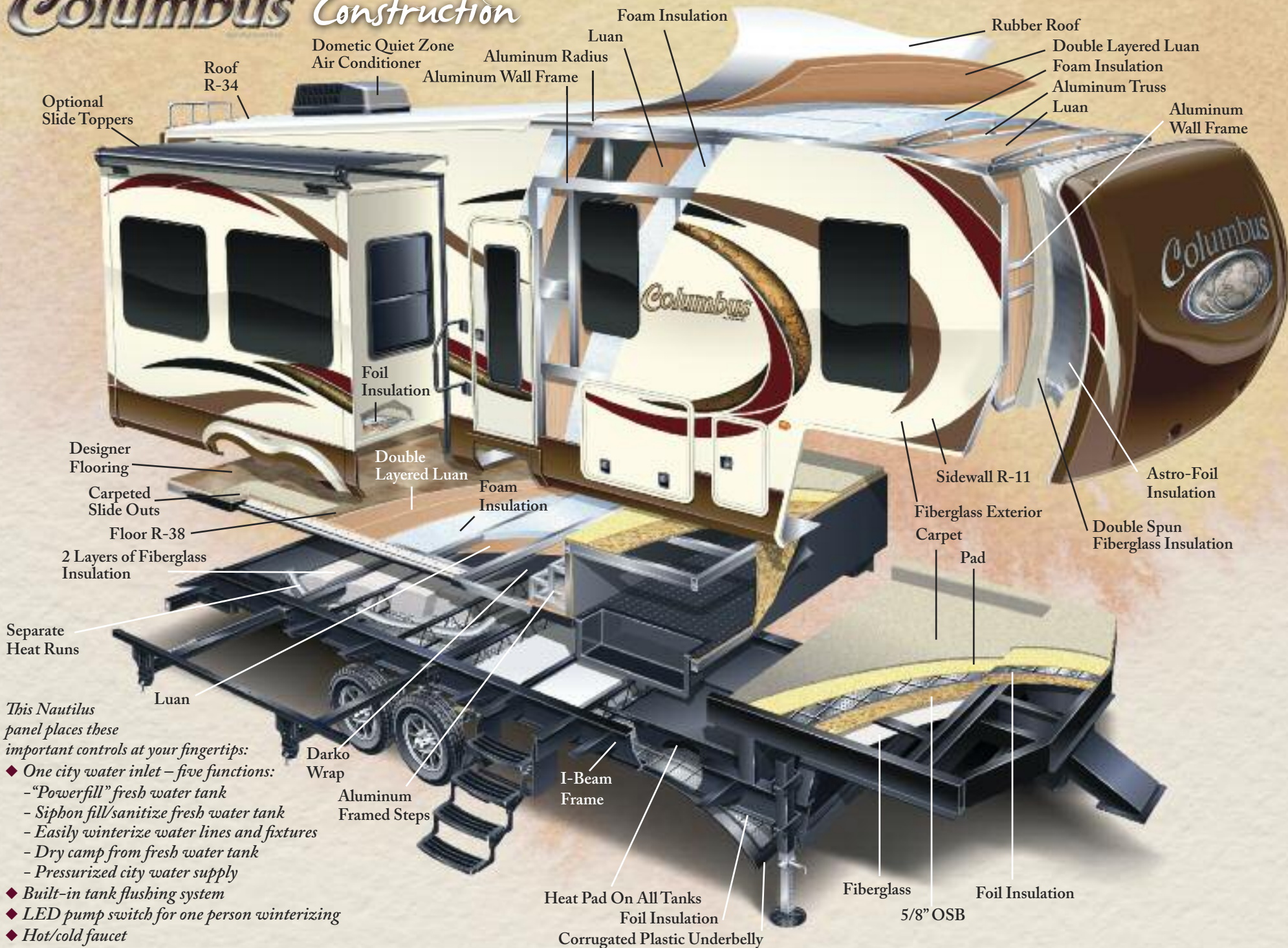
- ◆ Bubble foil insulation (slide out floor, underbelly, front cap) adds R-Value
- ◆ Heat pad on all tanks
- ◆ True 5-side lamination: Sidewalls, slide-out end walls, rear wall, roof and floor are framed in aluminum and laminated
- ◆ Sidewalls are 2" thick
- ◆ Floor is 3-1/2" thick, 16" O.C.
- ◆ Roof at crown is 6" thick
- ◆ Metal skirting is wrapped and attached to the frame for a full enclosure.



Each model has a convenient storage area to house the solid surface sink cover.



Columbus Construction



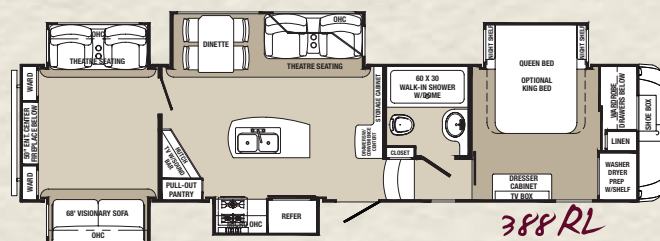
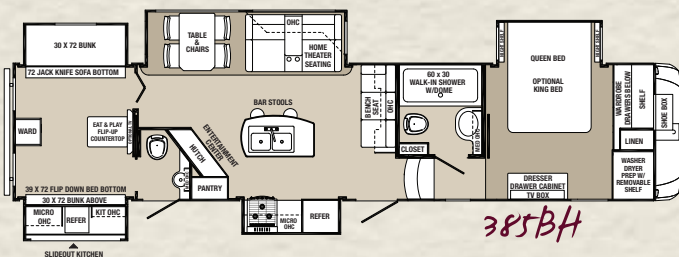
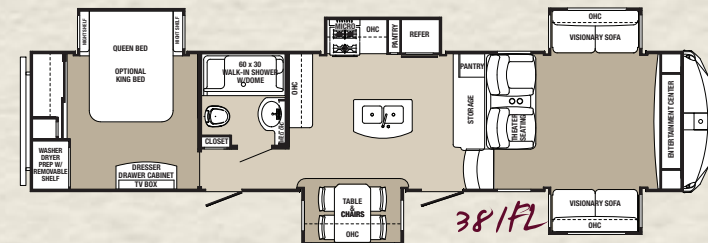
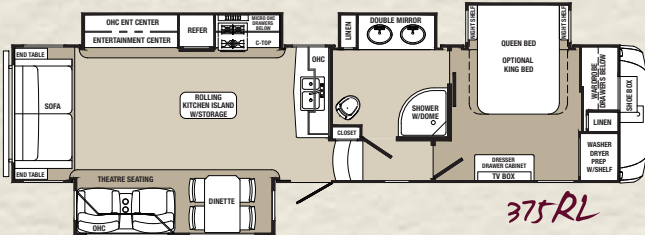
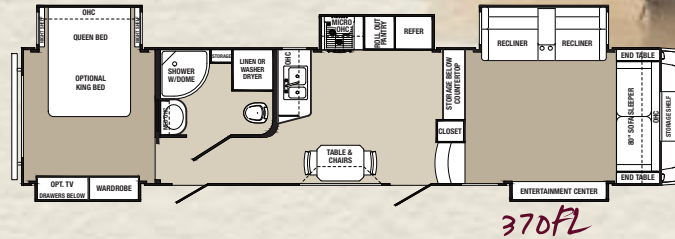
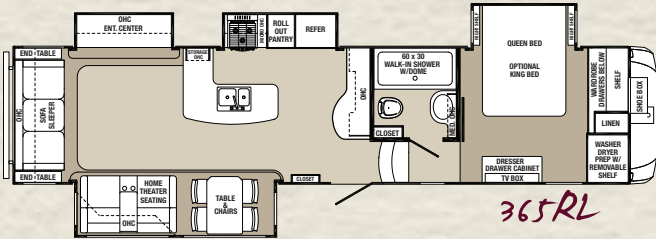
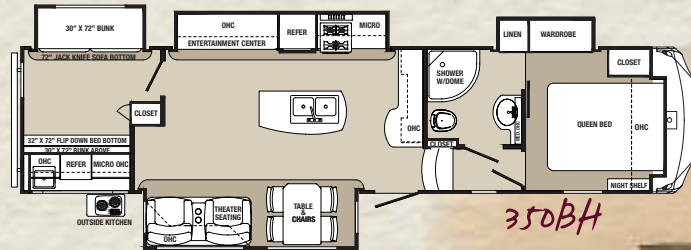
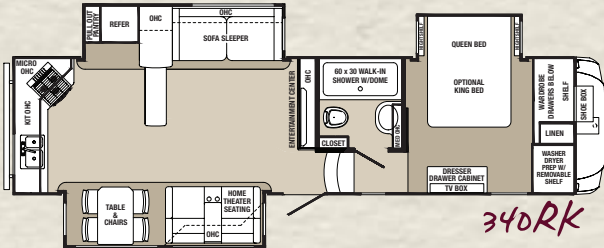
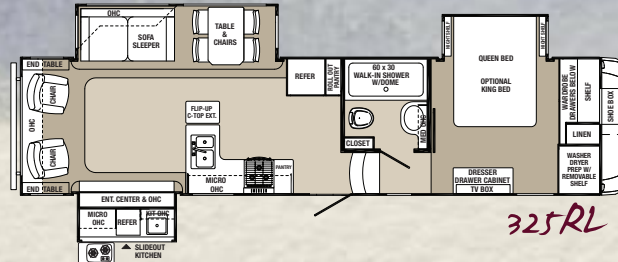
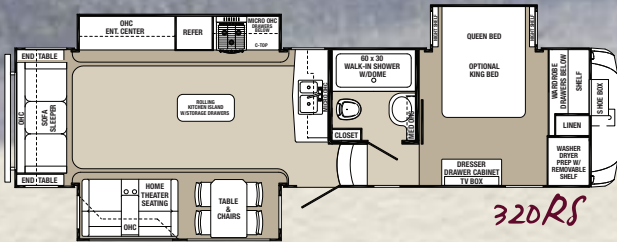
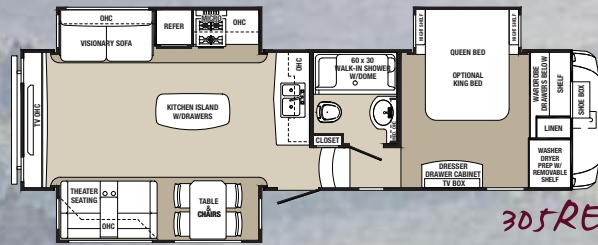
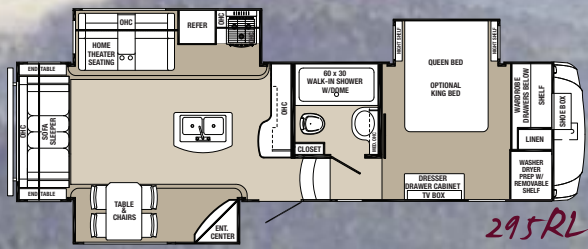
This Nautilus panel places these important controls at your fingertips:

- ◆ One city water inlet – five functions:
 - “Powerfill” fresh water tank
 - Siphon fill/sanitize fresh water tank
 - Easily winterize water lines and fixtures
 - Dry camp from fresh water tank
 - Pressurized city water supply
- ◆ Built-in tank flushing system
- ◆ LED pump switch for one person winterizing
- ◆ Hot/cold faucet
- ◆ Multiple coax connections

Columbus

Floorplans

Every spacious Columbus floorplan is 100" wide. Living area slide outs have 6'6" high ceilings, with easy to maneuver flush-floors. Five strategically placed heating vents are distributed out of traffic areas throughout the coach for maximum comfort. High gloss exteriors are available in three color schemes - Cream, Grey and White with full-body skirting to enhance aerodynamics.



Specifications

Weights are determined by base models.

Columbus	295RL	305RE	320RS
Hitch Weight (lbs.)	1,940	TBD	2,015
Ship Weight (lbs.)	10,010	TBD	10,604
GVWR	13,940	TBD	14,015
Cargo Capacity	3,763	TBD	3,344
Exterior Length	34' 5"	35' 10"	36' 9"
Exterior Height	12' 10"	12' 10"	12' 10"
Exterior Width	100"	100"	100"
Fresh Water (gal.)	64	64	64
Gray Water (gal.)	73	78	78
Black Water (gal.)	43	43	43
Awning Size	16'	16'	16'

Fifth Wheels Standard Features

Construction

- ◆ 100" Wide Body
- ◆ All Welded Aluminum Frame
- ◆ 5-Sided Lamination plus Front Cap
- ◆ 6" Radius Roof w/Laminated Block Foam
- ◆ 6' 6" Height (Living area slides)
- ◆ (5) Heat Ducts Out of Traffic Areas
- ◆ Snap-in Ceiling Molding - No Staples or Tape
- ◆ 12-Volt Heat Pads on All Holding Tanks
- ◆ R-38 Floor Insulation
- ◆ R-34 Roof Insulation
- ◆ R-11 Sidewall Insulation
- ◆ Trail-Air Equa Flex Suspension w/Easy Lube Axles
- ◆ 16" Wheels w/Nitro Fill Tires

Interior

- ◆ Large Frameless Windows Throughout (Tinted)
- ◆ Hidden Hinges
- ◆ Upgrade Door & Drawer Hardware w/Reinforced Dovetail Drawers
- ◆ Upgraded Crack-resistant Flooring (Living Area)
- ◆ Upgrade True Solid Surface Counter Tops Bath/Kitchen

- ◆ Built-in Individual Cherry Hardwood Wine & Spice Rack (Most models)
- ◆ LED Lights
- ◆ Residential Crown Molding Throughout Unit
- ◆ True Hardwood Fascia
- ◆ 24 Ounce Carpet
- ◆ MCD Night Shades
- ◆ Cherry Hardwood Steps
- ◆ Central Vacuum System
- ◆ Large Entry Closet for Jacket & Shoe Storage

Exterior

- ◆ Heavy Metal Slam Latches on all Storage Doors
- ◆ 2-Tone Aluminum Wheels
- ◆ 2-Tone Wheel Well Skirting
- ◆ 3-Exterior Color Choices (Cream, Grey & White)
- ◆ Heated Utility Convenience Center
- ◆ Black Tank Flush
- ◆ Outside AM/FM/CD Receiver w/USB Port
- ◆ Electric Rear Stabilizer Jacks
- ◆ Outside Shower
- ◆ 3-20 lb. LP Tanks - (2) on a Slide (EZ replacement)

- ◆ Full View Entry Door w/Window and Screen Door
- ◆ Battery Disconnect
- ◆ Power Awning w/LED Lighting
- ◆ 6,000 lb. Axles (295RL, 305RE, 320RS, 325RL, 340RK, 350BH)
- ◆ 7,000 lb. Axles (365RL, 370FL, 375RL, 381FL, 385BH, 388RL)
- ◆ Crank Down Spare Tire
- ◆ Storage Rack in Front Compartment

Furniture

- ◆ Residential Theatre Seating w/Storage
- ◆ 80" Tri-fold Sofa or Hide-a-Bed Sofa (Depending on Model)
- ◆ Cherry Hardwood Entertainment Top
- ◆ Residential High End Dining Chairs w/Upgraded Foam Seating

Bedroom

- ◆ Laundry Hamper (Most models)
- ◆ Wall Mounted & Framed TV Cabinet
- ◆ Cherry Hardwood Dresser Top
- ◆ Pillow Top Mattress
- ◆ French Mirrored Sliding Closet Doors
- ◆ High End Bedspread & Pillows

Appliances

- ◆ Upgrade 8 Cu. Ft. Refrigerator w/Adjustable Temp Settings
- ◆ 40" LED Smart TV
- ◆ 10 Gallon Water Heater w/Quick Recovery

- ◆ Deluxe Stereo Surround Sound w/DVD Player
- ◆ Cell Phone/iPad Charging Station
- ◆ Washer/Dryer Prep
- ◆ Full System Water Purifier
- ◆ Residential Convection Microwave
- ◆ 15,000 BTU Dometic Quiet Zone Air Conditioner
- ◆ 40,000 BTU Furnace

Kitchen

- ◆ Pull-out Pantry
- ◆ Storage for Sink Covers
- ◆ Recessed Solid Surface Sink Covers
- ◆ Residential Undercounter Storage
- ◆ Recessed Solid Surface Range Cover
- ◆ Residential Tile Look Back Splash
- ◆ Additional Lighting above Sink Area
- ◆ Large Double Bowl Stainless Steel Sink
- ◆ Single Lever Faucet w/Pull-out Sprayer
- ◆ Movable Island (320RS, 375RL)

Bathroom

- ◆ 60" x 30" One-piece Fiberglass Shower w/Seat & Built-in Shelves For Toiletries (N/A 350BH, 370FL)
- ◆ Solid Surface Counter Top
- ◆ 3-Speed Power Vent
- ◆ Porcelain Toilet w/Sprayer
- ◆ Towel Rack Built Into Door

Options

- ◆ 13,500 Dometic Quiet Zone Bedroom Air Conditioner
- ◆ TrailAir Roto Flex Pin Box
- ◆ TrailAir Tri-Glide Air Ride
- ◆ Electric Fireplace
- ◆ 3 Slide Toppers (295RL, 305RE, 320RS, 325RL, 340RK)
- ◆ 4 Slide Toppers (350BH, 365RL, 375RL)
- ◆ 5 Slide Toppers (370FL, 381FL, 385BH)
- ◆ 6-Way Auto Level System
- ◆ Strong Arm Stabilizer Package
- ◆ Stackable Washer & Dryer
- ◆ Dual Pane Windows
- ◆ Keyless Entry Door Lock
- ◆ MCD UV Reflective Day Shades
- ◆ 32" Bedroom LED TV
- ◆ 32" Bunkroom LED TV (385BH)
- ◆ Bedroom Fantastic Vent w/Rain Sensor
- ◆ Kitchen Fantastic Vent w/Rain Sensor (Available most models)
- ◆ Heat Pump For Main A/C
- ◆ 4 Door Stainless Steel Front Refrigerator (N/A 295RL)
- ◆ Residential Refrigerator w/Inverter (N/A 295RL, 325RL)
- ◆ Booth Dinette (N/A 295RL)
- ◆ King Bed As Applicable
- ◆ Serta Trump Series Mattress
- ◆ Bike Rack (N/A w/Rear Cap)
- ◆ Fiberglass Rear Cap (N/A Bike Rack)
- ◆ Generator Prep
- ◆ 5.5 Generator Installed (Includes Gen. Prep)
- ◆ Light Wood Floor
- ◆ Dark Wood Floor
- ◆ Tile-look Floor
- ◆ 2 Deluxe Recliners (N/A 295RL)
- ◆ Wireless Back-up Camera

325RL	340RK	350BH	365RL	370FL	375RL	381FL	385BH	388RL
1,970	1,980	TBD	1,910	2,280	2,405	2,190	1,940	2,287
10,654	10,905	TBD	11,766	11,605	12,033	12,670	11,811	12,867
13,970	13,980	TBD	15,910	16,280	16,405	16,190	15,940	16,287
3,249	3,075	TBD	4,077	4,675	4,315	3,520	4,062	3,363
37' 4"	36' 6"	38' 5"	39' 7"	41' 5"	39' 5"	41' 6"	41' 1"	40' 2"
12' 10"	12' 10"	12' 10"	12' 10"	12' 10"	12' 10"	12' 10"	12' 10"	12' 10"
100"	100"	100"	100"	100"	100"	100"	100"	100"
64	64	64	64	64	64	64	64	64
78	78	78	78	86	86	78	83	86
43	43	43	43	43	43	43	86	43
19'	16'	15'	18'	18'	16'	20'	16'	18'



A stop at a road side farm market, and you're ready to head back to the campsite and cook up something fabulous on the 385BH's outdoor kitchen. It's nicely equipped with weather resistant aluminum cabinets, a sink with gooseneck faucet, a countertop and drawers, plus a two-burner cooktop, microwave and refrigerator. Outdoor cooking doesn't get any better than this!

Columbus
Fifth Wheels



Columbus by Palomino
a division of Forest River, Inc.
105-1/2 C.R. 14
Middlebury, IN 46540
www.palominoRV.com

Your Authorized Columbus Dealer

All illustrations and specifications contained in this literature are based on the latest product information at the time of publication. Forest River, Inc. reserves the right to make changes in prices, colors, materials, equipment and specifications at anytime, without notice, and assumes no responsibility for any error in this literature. All units are shipped F.O.B. point of manufacture. ©2014 Palomino RV a division of Forest River, Inc., a Berkshire Hathaway Company. All Rights Reserved. 1/15



PRE-DELIVERY INSPECTION FACILITY

20,000 square feet of quality assurance. The bare essentials for a premium product. This state-of-the-art facility gives immediate daily feedback to production for quality assurance in every unit built.



Forest River, Inc. encourages our customers to purchase their Forest River products from a local dealership whenever possible for the following reasons:

- 1) Forest River, Inc. dealers are independently owned and operated businesses so priority service and scheduling is at their discretion and is often provided to customers that purchased their unit at that dealership.
- 2) Purchasing locally allows customers to establish meaningful relationships with a dealer, enhancing the RV experience through assistance with product questions, user tips or RV regulations for your state or country, and much more!
- 3) Canadian customers must meet requirements to bring an RV purchased out of the country to their home. These requirements may involve additional inspections and certifications, taxes and fees. Your local Canadian Dealer is a professional at meeting these requirements.
- 4) Scheduling timely warranty repairs and adjustments through a local dealership provides far greater flexibility and convenience to you, the customer!

It is the goal of Forest River, Inc. that all of our RV owners fully enjoy the RV experience and that customer satisfaction meets or exceeds their expectations!

24/7 EMERGENCY ROADSIDE ASSISTANCE

For a worry-free ownership experience Forest River includes one year of Coach-Net RV Technical & Roadside Assistance with each RV purchase. Whether new to the RV lifestyle or an experienced RV enthusiast, Forest River owners have 24/7 access to technical, operational and emergency road service coverage throughout the US & Canada. Coach-Net's fast, dependable service is just a phone call away.

Coach-Net®
RV Technical & Roadside Assistance

FREE MEMBERSHIP
to Forest River Owners' Group

www.forestriverfrog.com



Learn More
Scan this barcode using a QR Reader on your smart phone to learn more about Forest River.



A Berkshire Hathaway company.