

PALOMINO

BACKPACK EDITION



PURE MICHIGAN®


SS-550







GOING UP?

It's easy with Palomino's New Motorized Camper Lift System featuring Rieco-Titan's Electric Roof Lift System with optional key fob control.



No more hand cranking!

PALOMINO
BACKPACK EDITION


**NEW
FOR
2014**

PALOMINO SOFT-SIDE BACKPACK EDITION

The Soft Side Backpack edition is equipped with a one piece 55" door, interior LED lighting, Serta mattress, 3 way refrigerator and the new electric roof lift system and optional key fob.



HS-8801





PALOMINO HARD-SIDE TRUCK CAMPERS

With the Palomino pearl or white hi-gloss gel coat fiberglass exterior truck camper on your truck, you are guaranteed to catch some eyes. And with our interior features you are sure to appreciate what Palomino has to offer. Standard with LED interior lighting, Maple hard wood cabinets, ball bearing drawer guides and much more.



PALOMINO HARD SIDE MAX BACKPACK EDITION

Palomino strives to maintain the amenities of home without sacrificing quality and efficiency in our Hard Side truck campers. With this "built to last" appeal, we have everything you require in a truck camper, plus some.



HS-2911



Right: The new HS-2911 has so much to offer, you will be amazed. Tons of storage, 4 season camper with double slide which offers tons of floor space as well as the Palomino exclusive Landing Pad bumper.



HS-2911 KITCHEN SLIDE



HS-2911 BEDROOM

Above: Hard side Max floorplans are standard with Serta mattresses which guarantees you to get a good nights rest. These campers provide lots of storage to allow you to take all your essentials along with you. And our laminated, cove ceilings provide more head room and additional storage space as well.

PALOMINO HARD SIDE TRUCK CAMPER CONSTRUCTION

Palomino Hard side truck campers are aluminum framed with laminated construction to offer a light weight yet durable product at a price you can afford.



1 HI GLOSS GEL COAT FIBERGLASS EXTERIOR

2 HIGH DENSITY BLOCK FOAM INSULATION

3 ALPHA SUPER FLEX MEMBRANE ROOF

4 LUAN SUBSTRATE


5 DECORATIVE WALL BOARD

6 ALUMINUM FRAMING-FULLY WELDED SUPER STRUCTURE
(N/A ON HS-800)

7 4-SEASON HEATED INSULATED BASEMENT

PALOMINO

BACKPACK EDITION



ELITE PACKAGE

(AVAILABLE ON 8801/2902/2910/2911 ONLY)

- SOLID SURFACE COUNTER TOPS
- BACK UP CAMERA
- MOTION DETECTION EXTERIOR PORCH LIGHT
- LINE X[®] PACKAGE
- REAR POWER AWNING WITH LED LIGHTS



LANDING PAD BUMPER

Palomino exclusive Landing Pad bumper for additional storage space



CHARGING PORT

Allows you to charge or maintain your on-board battery with ease from the exterior of your Palomino Camper.



BARRELED ROOF

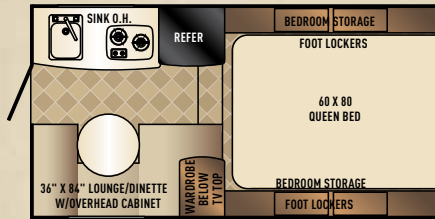
Vacuum bonded radius roof with vaulted ceiling provides superior insulation and additional interior height

PALOMINO BACKPACK EDITION

SOFT SIDE SERIES

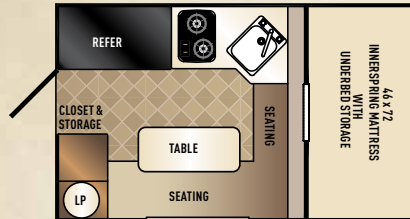
FLOORPLANS & SPECIFICATIONS

SS 550



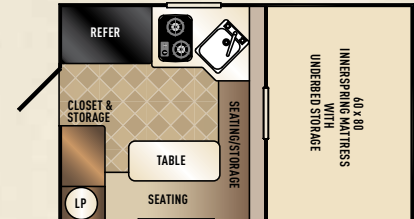
*DESIGNED FOR ANY 1/2 TON TRUCK

SS 600



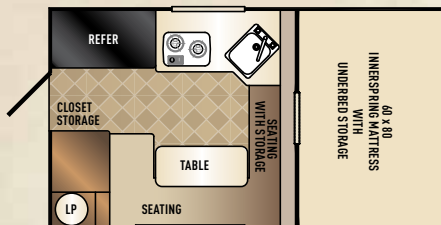
*DESIGNED FOR SHORT BED TRUCKS

SS 800



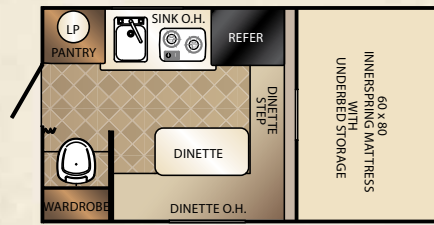
*DESIGNED FOR COMPACT TRUCKS (DAKOTA, TACOMA)

SS 1200



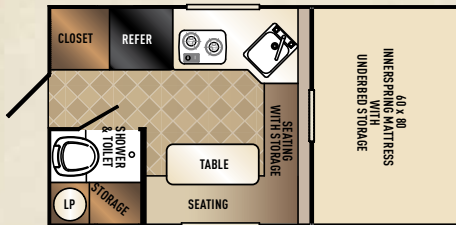
*DESIGNED FOR A FULL-SIZE TRUCK W/ 6'6" OR 8' BED

SS 1225



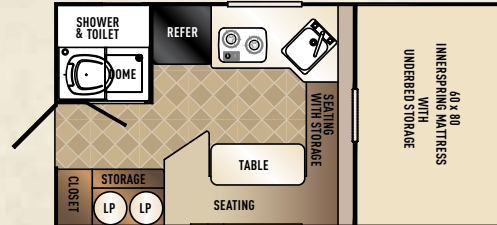
*DESIGNED FOR 1/2 TON TRUCK W/ 6'6" OR 8' BED

SS 1251



*DESIGNED FOR A TRUCK W/ 6'6" BED

SS1500



*DESIGNED FOR A FULL-SIZE TRUCK W/ 8' BED

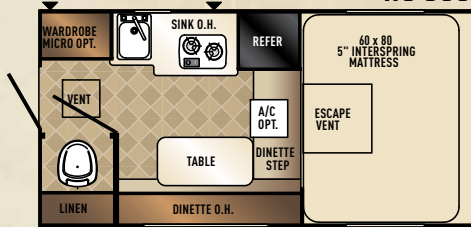
WEIGHTS & MEASURES	SS 550	SS 600	SS 800	SS 1200	SS 1225	SS 1251	SS 1500
Total Exterior Length	13'5"	11' 0"	11' 4"	12' 10"	13' 4"	13' 4"	14' 4"
Total Exterior Width	7'2"	6' 5"	7' 2"	7' 2"	7' 2"	7' 2"	7' 2"
Floor Length	7'	7' 4"	6' 9"	8' 0"	8' 6"	8' 6"	9' 6"
Wheel Well Width	48"	36"	44"	48"	48"	48"	48"
Optional Dakota Wheel Well Width	44"	N/A	N/A	44"	44"	N/A	N/A
Height Closed with Vent	6'	6'	6'	6'	6'	6'	6'
Interior Open Height	6'9"	6'9"	6'9"	6'9"	6'9"	6'9"	6'9"
Dry Weight (lbs.)	1518 lbs.	1056 lbs.	1447 lbs.	1614 lbs.	1666 lbs.	1737 lbs.	1978 lbs
Fresh Water Capacity (Gals.)	16	10	16	16	22	22	22
Black Water Capacity (Gals.)	N/A	N/A	N/A	N/A	7	7	7
LP Gas Capacity	16 lbs.	20 lbs.	20 lbs.	20 lbs.	20 lbs.	20 lbs.	2-20 lbs.
Cab over Bed Size	60 x 80	46 x 72	60 x 80	60 x 80	60 x 80	60 x 80	60 x 80
Dinette Bed Size	36 x 90	20 x 69	36 x 62	36 x 72	36 x 72	36 x 62	36 x 72
Center of Gravity	22"	36"	29"	39"	37"	37"	45"

*PALOMINO STRONGLY RECOMMENDS YOU CHECK YOUR TRUCKS OWNERS MANUAL OR CONTACT THE MANUFACTURER FOR YOUR TRUCKS CAPABILITIES.

PALOMINO BACKPACK EDITION

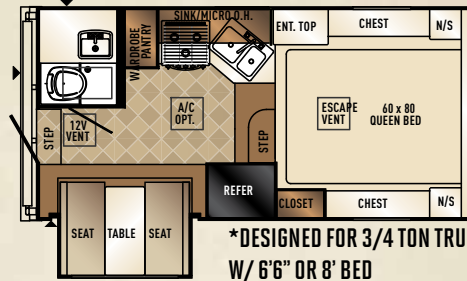
HARD SIDE SERIES FLOORPLANS & SPECIFICATIONS

HARD SIDE HS 800



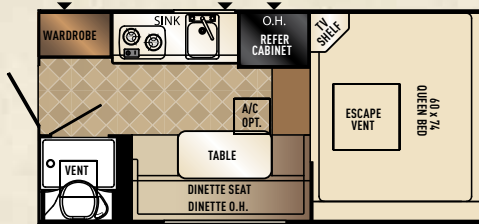
*DESIGNED FOR 1/2 TON TRUCK W/ 6'6" OR 8' BED

HARD SIDE MAX HS 2902 EP



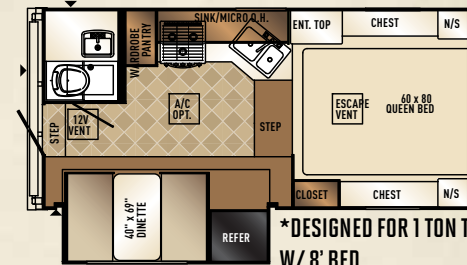
*DESIGNED FOR 3/4 TON TRUCK W/ 6'6" OR 8' BED

HS 6601



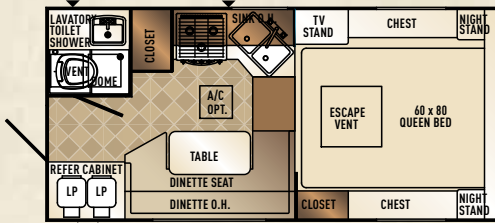
*DESIGNED FOR 1/2 TON TRUCK W/ 6'6" OR 8' BED

HS 2910 EP



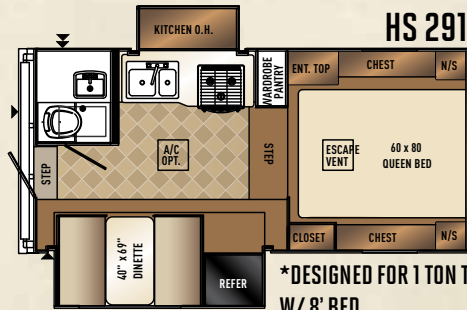
*DESIGNED FOR 1 TON TRUCK W/ 8' BED

HS 8801 EP



*DESIGNED FOR 3/4 TON TRUCK W/ 6'6" OR 8' BED

HS 2911 EP



*DESIGNED FOR 1 TON TRUCK W/ 8' BED

HARD SIDE

HARD SIDE MAX

WEIGHTS & MEASURES	HS 800	HS 6601	HS 8801	HS 2902	HS 2910	HS 2911
Total Exterior Length (Including Ladder)	15'4"	15'4"	17'	17'	18'	18'
Total Exterior Width	7'	7'	7'10"	7'10"	8'	8'
Floor Length	9'	9'	9'	9'	10'	10'
Wheel Well Width	48"	48"	48"	48"	48"	48"
Exterior Height with Ladder	7'7"	8'2"	8'2"	9'	9'	9'
Interior Height	6'6"	6'11"	6'11"	6'8"	6'8"	6'8"
Dry Weight	1675 lbs.	1771 lbs.	2388 lbs.	2927 lbs.	3140 lbs.	3497 lbs.
Fresh Water Capacity (Gals)	31	31	31	45	45	45
Black Water Capacity (Gals)	4	6	7	20	20	20
Gray Water Capacity (Gals)	N/A	8	8	20	20	20
LP Gas Capacity	20 Lb.	20 Lb.	2-20 lbs.	1-30 lbs.	1-30 lbs.	1-30 lbs.
Cab over Bed Size	60 x 74	60 x 74	60 x 80	60 x 80	60 x 80	60 x 80
Dinette Bed Size	40 x 73	40 x 73	40 x 73	40 x 62	40 x 69	40 x 69
Center of Gravity	38"	38"	42"	37"	46"	46"

*PALOMINO STRONGLY RECOMMENDS YOU CHECK YOUR TRUCKS OWNERS MANUAL OR CONTACT THE MANUFACTURER FOR YOUR TRUCKS CAPABILITIES.





PALOMINO BACKPACK EDITION STANDARDS & OPTIONS

STANDARD FEATURES

- LED Interior Lighting
- Vented Battery Box
- Battery Quick Disconnect
- Battery Charging Station
- Rieco Titan Electric Lift (Soft sides only)
- Ball Bearing Drawer Guides
- "Landing Pad" Integrated Bumper (Hard Side Max Only)
- Laminated Walkable Roof (Hard Side Only)
- Beau® Flor
- Mortise and Tenon Maple Hard Wood Cabinets
- Gel Coated White Fiberglass
- Pocket Screw Lumber Core Cabinets
- 55" One-Piece Door (Soft Side Only)

COMMONLY ORDERED OPTIONS

- Air Conditioning
- Pearl Hi-Gloss Exterior Fiberglass
- Entry Step
- Microwave (Hard Sides Only)
- Side Awning w/LED Lights (Hard Sides Only)
- Rear Awning w/LED Lights (Hard Sides Only)
- Wireless Remote for Rieco Titan Lift (Soft sides only)
- Elite Pkg - Hard Sides only (8801/2902/2910/2911)

* See our website for a complete list of available options



Forest River, Inc. encourages our customers to purchase their Forest River products from a local dealership whenever possible for the following reasons:

- 1) Forest River, Inc. dealers are independently owned and operated businesses so priority service and scheduling is at their discretion and is often provided to customers that purchased their unit at that dealership.
- 2) Purchasing locally allows customers to establish meaningful relationships with a dealer, enhancing the RV experience through assistance with product questions, user tips or RV regulations for your state or country, and much more!
- 3) Canadian customers must meet requirements to bring an RV purchased out of the country to their home. These requirements may involve additional inspections and certifications, taxes and fees. Your local Canadian Dealer is a professional at meeting these requirements.
- 4) Scheduling timely warranty repairs and adjustments through a local dealership provides far greater flexibility and convenience to you, the customer!

It is the goal of Forest River, Inc. that all of our RV owners fully enjoy the RV experience and that customer satisfaction meets or exceeds their expectations!



PRE-DELIVERY INSPECTION FACILITY

20,000 square feet of quality assurance. The bare essentials for a premium product. This state-of-the-art facility gives immediate daily feedback to production for quality assurance in every unit built.



FREE MEMBERSHIP
to Forest River Owners' Group

www.forestriverfrog.com



BACKPACK EDITION TRUCK CAMPER DEALER



Learn More
Scan this barcode using a QR Reader on your smart phone to learn more about Forest River.



A Berkshire Hathaway company.



PALOMINO RV

1047 EAST M-86 | COLON, MI 49040

P: 269.432.3271 | F: 269.432.2516

www.palominoRV.com