

STREAMLITE

A family of lightweight, high-value, premium-quality feature-rich travel trailers from Gulf Stream Coach.



Champagne Edition

The pinnacle of quality, with a distinctive molded gel-coat full fiberglass front cap and a host of innovative enhancements to make life easier and more luxurious.



Champagne Series Model 26QBS

New: Champagne Series, Model 30RBI

Ultra Lite

The perfect starting point for years of unforgettable family adventures, Ultra Lites are solid, comfortable, well-equipped and towable by an SUV or Minivan.



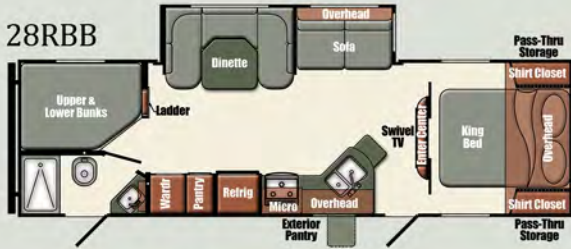
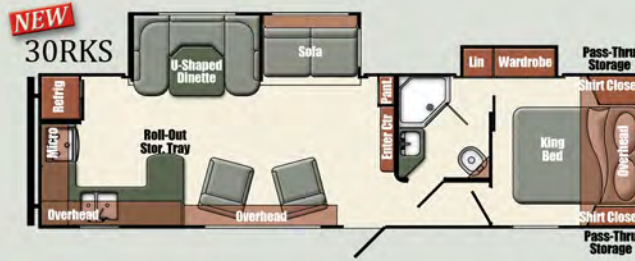
Ultra Lite Series, Model 25BHS



Model 30DBS

Champagne

The pinnacle of quality and luxury, with distinctive Champagne-colored vacuum-bonded laminated sidewalls, a molded full front cap and a host of innovations to make your life easier and more relaxing.



Stylish Stainless Steel Appliances; optional in Champagne Series Kitchens.

Handy bedside USB Charging Station for phones, tablets, etc.; standard in Champagne Series



New Lane Hide-A-Bed Sofa option, available in Champagne Series.



Specifications

Measurements are approximate and subject to change. Check the sticker on your unit for actual weights.

	Length	Width	Height w/AC	Inside Height	Dry Weight	Hitch Weight	Net Carrying Capacity	Fresh Water	Grey Water	Black Water	Furnace BTUs
Champagne											
26QBS	26'10"	96"	10'10"	80"	5,210	510	2,050	44	38	38	30K
28RBB	32'6"	96"	11'4"	80"	6,069	910	3,641	44	38	38	30K
29BIK	34'5"	96"	11'0"	80"	6,674	920	2,986	44	38	38	30K
30DBS	35'4"	96"	11'4"	80"	6,640	840	3,160	44	38	38	30K
30RBI	33'10"	96"	11'	80"	7,320	760	2,540	44	38	38	30K
30RKS	35'0"	96"	11'	80"	6,477	880	2,660	44	38	76	30K
32TSI	37'0"	96"	11'	80"	7,600	780	2,540	44	38	38	30K
Ultra Lite											
22TRB	24'	96"	10'6"	80"	3,510	360	2,207	44	38	38	20K
23CBI	26'	96"	11'	80"	5,180	720	1,760	44	38	38	20K
24RBI	25'	96"	10'6"	80"	3,593	560	2,527	44	38	38	20K
24RBS	24'8"	96"	10'6"	80"	4,400	440	3,040	44	38	38	20K
25BHS	27'2"	96"	11'0"	80"	4,624	540	2,916	44	38	38	20K
25TSS	27'10"	96"	10'11"	80"	3,960	460	3,023	44	38	38	20K
26RBK	29'6"	96"	10'11"	80"	5,200	760	2,560	44	38	38	20K
28RLF	30'10"	96"	10'11"	80"	4,763	610	2,700	44	38	38	30K
28BKS	30'6"	96"	10'11"	80"	4,510	500	2,900	44	38	38	30K
28RCB	31'3"	96"	10'11"	80"	5,150	660	2,470	44	38	38	30K
28QBD	33'8"	96"	10'11"	80"	5,190	490	2,160	44	38	38	30K
30DCT	34'8"	96"	11'0"	80"	6,410	720	2,540	44	38	38	30K
Ultra Lite 90											
19FBS	19'11"	90"	9'5"	80"	3,040	220	680	44	30	30	16K
21CBB	21'8"	90"	9'9"	80"	2,863	360	1,237	44	38	38	20K

Champagne Series Bedroom with King Bed, Premium Mattress, Mirrored Closets, Overhead Cabinets, LED Reading Lights, cross-ventilation Windows and Pleated Shades.



Ultra Lite

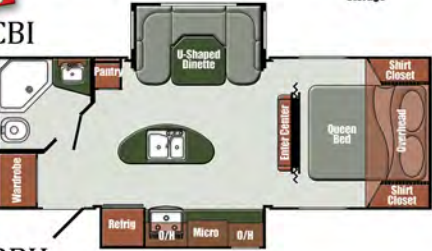
Top construction quality at a remarkably affordable price, with vacuum-bonded laminated sidewalls, synthetic substrates, solid wood cabinet doors and drawers, and comfort-driven extras that give new meaning to the word "value."

2TRB



NEW

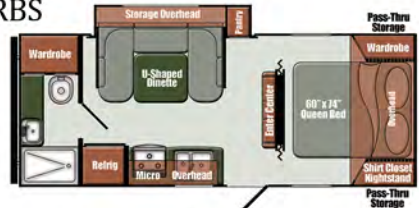
3CBI



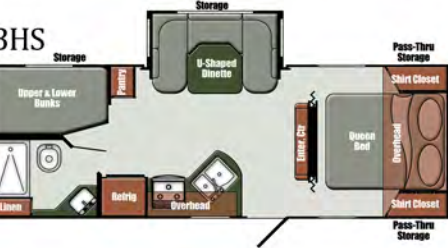
4RBH



4RBS



5BHS



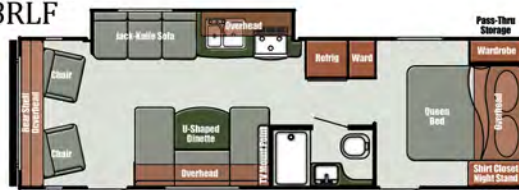
5TSS



26RBK



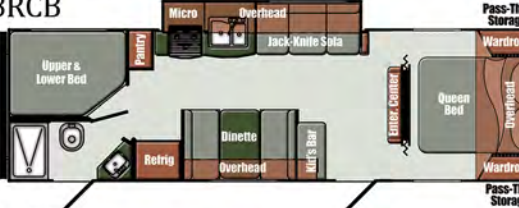
28RLF



28BKS



28RCB



28QBD



30DCT



Above left, new under-awning Exterior Pantry for picnic and campsite supplies; includes pull-out counter, outlet and light. Right, comfy bunks in 25BHS for youngsters who love camping.

Below left, Entertainment Center includes home theater stereo with wireless Bluetooth and connections for optional flat screen TV. Right - Interior of the Ultra Lite 90 Model 21CBB.



Ultra Lite 90

These value-packed 7 1/2 foot wide beauties are perfect for quick, easy, getaways with your Mini Van or SUV. Features include laminated sidewalls with synthetic substrates and full-feature living accommodations.

19FBS



22CBB



Standard Features & Packages

Furnishings and Decor

- Cabinets w/Solid Wood Doors, Drawers & Stiles in Prestige Maple
- Anti-Stick Easy-Clean Vinyl Flooring
- Countertops in Ebony Fusion (Champagne) or Antique Topaz (Ultra Lite)
- Black Radius Tinted Windows
- Designer Window Treatments
- Mini-Blinds throughout (Ultra Lite)
- 26" x 70" Radius Entry Door w/Deadbolt
- Queen Bed w/Designer Bedspread

Heating, Cooling and Electrical

- 20,000 BTU Furnace w/Wall Thermostat (30,000 BTU w/Champagne 28' & above)
- Pre-Wired for Roof Air Conditioner
- TV Antenna w/Power Booster (Ultra Lite)
- 30 Amp 30' Power Cord w/Storage
- 55 Amp Converter w/Charger & LED Lights
- Monitor Panel
- USB Charging Port
- Pass-Through Storage Light

Kitchen and Bath

- 3-Burner Cook Top (Ultra Lite)
- Power Range Hood w/Light
- 6 cu. ft. Double Door Refrigerator
- 6 Gal Gas Water Heater
- Foot Flush Toilet (Porcelain in Champagne)
- Power Bath Vent, Bath Skylight
- Medicine Cabinet w/Mirror, Shower Curtain

Exterior

- One Piece Vinyl Roof
- Welded Alum. Frame w/Vacuum Bonded Walls
- Gutter Rail & Downspouts at Roofline
- Gutter Rail above Slide Room
- Fiberglass Exterior Walls w/Synthetic Substrates
- Easy Lube Axles
- Two 20 lb. (Ultra Lite) or two 30 lb. (Champagne) LP Bottles w/Quick-Access Cover
- Spare Tire Storage under Bed (Champagne)
- Double (Ultra Lite) or Triple (Champ.) Entry Step
- Manual Awning
- 4 Manual Stabilizer Jacks (Ultra Lite)

Safety

- Safety Chains, Breakaway Switch
- Wall Mount Fire Extinguisher
- Combo LP and CO Detector; Smoke Detector

Deluxe Paint Package

- Required on Champagne

Champagne Edition Package (Req. on Champ.)

- 13,500 BTU Ducted Roof Air Conditioner
- 3-Burner Range w/Oven
- Microwave Oven
- Glass Overhead Doors
- Deluxe Jackknife Sofa
- Premium Foam Mattress
- Night Shades in Living Room & Bedroom
- Sink Covers

Champagne Edition Package (Continued)

- Home Theater Stereo w/Int. & Ext. Speakers & Bluetooth
- TV Antenna w/Power Booster
- Three-Way Porch Security Light
- Spare Tire
- Exterior Spray Port
- 6 Gal DSI Gas/Electric Water Heater
- Premium Fender Skirts, Lower Metal Wrap
- Front Hitch Light
- Folding Grab Handles
- Enclosed Underbelly
- Full Profile Aerodynamic Gel-Coated Cap
- Champagne Exterior Glass
- Equilibrium Spread Axles
- Slam Latch Luggage Doors
- Automotive Black Trim
- TV Antenna w/Power Booster
- LED Pilot Lights

Champagne Power Package (Required)

- Electric Tongue Jack
- Electric Awning
- Electric Stabilizer Jacks

Options & Upgrades

Champagne Only Options

- Lane Hide-A-Bed Sofa
- Home Comfort Dinette Cushions w/Pocketed Coil Springs
- Expandable Free-Standing Table w/4 Chairs
- Stainless Steel Appliances
- Upgraded Deluxe Recliners
- Electric Fireplace/Heater
- Frameless Windows

Champagne & Ultra Lite Options

- Interior & Exterior TV Mounting Brackets
- Rear Bumper Mount Gas Grill
- 19", 29", or 39" LCD TV
- Glass Shower Door
- Raised Panel Refrigerator Door Inserts
- LED Awning Light with Switch
- Safety Glass Windows
- 15,000 BTU Roof A/C
- Outside Kitchen (select floor plans)
- Aluminum Wheels & Radial Tires
- Range Cover

Ultra Lite Only Options

- Bath Slide (28BKS only)
- 13,500 BTU Roof AC
- 6 Gal DSI Gas/Electric Water Heater
- 3-Burner Range w/Oven
- Microwave Oven
- 60/40 Sink Cover
- Home Theater Stereo w/Int. & Ext. Speakers & Bluetooth
- Premium Foam Mattress (N/A 24TRS)
- Night Shades in place of Blinds
- Fold-Away Grab Handle
- Tub or Shower Surround
- Manual or Electric Awning
- (4) Stabilizer Jacks
- Power Tongue Jack in place of Manual Jack
- Exterior Spray Port
- Spare Tire
- Enclosed Underbelly

STREAMLITE



StreamLite gives you the benefit of synthetic substrates

Our sidewalls include an advanced synthetic substrate that is waterproof, lightweight, and 100% free of wood and formaldehyde. Our substrate won't swell or rot; is mold and mildew-resistant; absorbs noise and provides additional high-efficiency insulation.

24 MONTHS of protection

In addition to a standard one-year warranty, our exclusive Gulf Stream Coach Warranty gives you DOUBLE the protection with TWO YEARS of coverage on key structural components of your new Streamlite. That extended protection is also offered to Gulf Stream owners by many of the manufacturers that supply components for StreamLite units, including the refrigerator, antenna, furnace, water heater, air conditioner, awning, range, microwave and more. See the official Warranty for details and restrictions.

24 MONTH WARRANTY ON STRUCTURAL COMPONENTS*

*1 year total one warranty under normal use against defects in materials and/or workmanship to construction and original components. For purposes of this warranty, Structural Components shall be limited to the structure of the side walls, front & back walls, roof and floor. See the official written Gulf Stream Coach, Inc. Warranty for details.

Stylish, durable interior decors



Legendary quality from a name you know and trust

StreamLite Travel Trailers are built by Gulf Stream Coach, Inc., of Nappanee, Indiana, an independent family-owned, family-run company with 30 years of experience and innovation behind it. Driven by the input of Gulf Stream Owners and Dealers, Gulf Stream Coach continues to be a voice of independence and fresh new ideas.

Learn more

Scan the code, go to www.gulfstreamcoach.com, or visit your local Dealer to see the newest floor plans, styles, features and options from StreamLite.

Your StreamLite Dealer:

