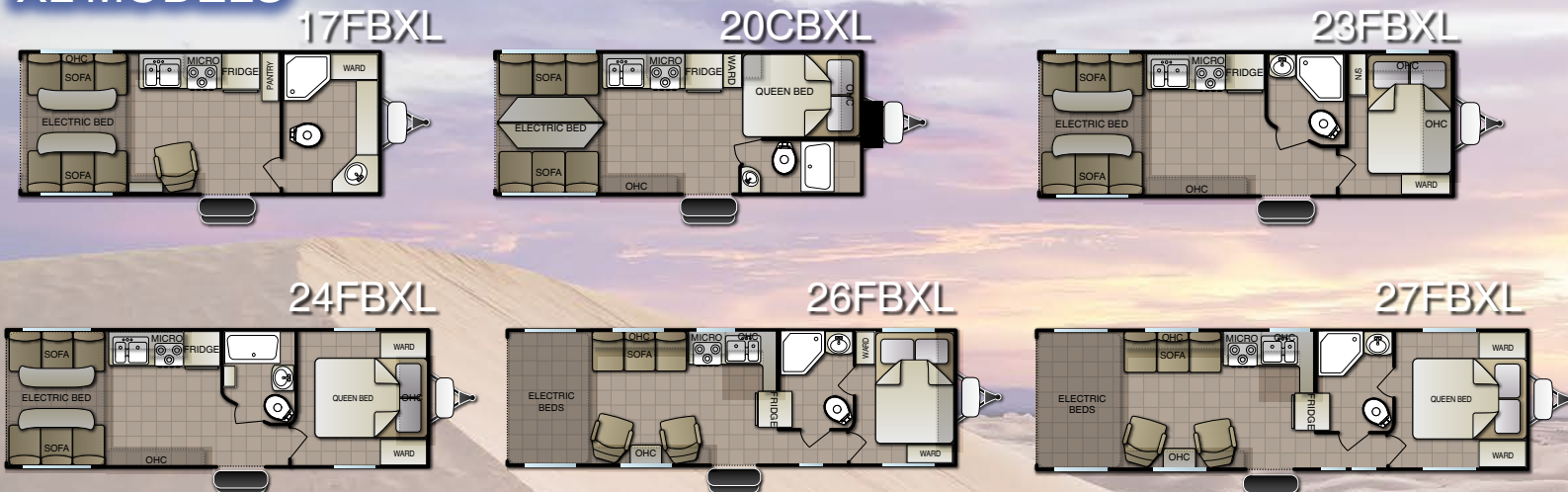





Pacific
Coachworks®

Floor Plans

XL MODELS



POWERLITE SERIES MODELS



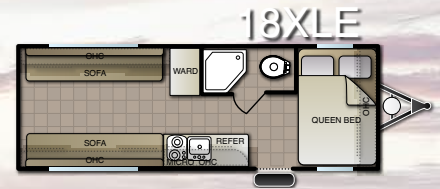
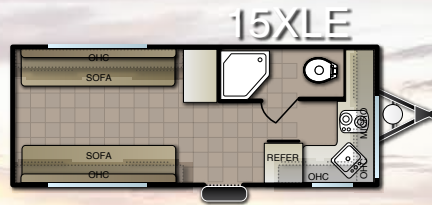
Floor Plans

MODEL	15XLE	18XLE	17FBXL	20CBXL	23FBXL	24FBXL	26FBXL	27FBXL	24FSX	28FSX	29FSGX	F28FSX	F325FSX
EXT LENGTH	20'-0"	22'-9"	23'-9"	25'-11"	27'-6"	29'-7"	31'-8"	34'-1"	29'-8"	34'-1"	34'-10"	31'-9"	35'-11"
EXT WIDTH	84"	84"	102"	102"	102"	102"	102"	102"	102"	102"	102"	102"	102"
INT HEIGHT	78"	78"	94"	94"	94"	94"	94"	94"	94"	94"	94"	101"	101"
CARGO R/S	8'	8'	6'-9"	6'-2"	6'-6"	6'-1"	12'-6"	12'-3"	11'-5"	12'	12'	12'	10'
CARGO C/S	11'-1"	7'-11"	12'-7"	14'-11"	11'-5"	14'-4"	18'-4"	16'-6"	15'-7"	17'-6"	12'	16'-11"	10'
GVWR	7,500	7,500	7,500	7,500	10,900	10,900	10,900	10,900	12,900	12,900	12,900	12,900	16,500
AXLE WEIGHT	2,820	3,060	4,540	4,880	TBD	5,440	6,500	6,510	6,390	7,000	6,960	5,920	8,160
HITCH WEIGHT	560	420	580	800	TBD	900	980	970	1,000	1,150	1,860	2,920	2,860
UVW	3,400	3,500	5,160	5,720	TBD	6,380	7,520	7,520	7,450	8,210	8,880	8,900	11,080
PAYLOAD	4,100	4,000	2,340	1,780	TBD	4,520	3,380	3,380	5,450	4,690	4,020	4,000	5,420
FRESH WATER	58GAL	58GAL	50GAL	100GAL	100GAL	100GAL	100GAL	100GAL	170GAL	170GAL	170GAL	170GAL	170GAL
GRAY WATER	15GAL	15GAL	50GAL	50GAL	50GAL	50GAL	50GAL	50GAL	50GAL	50GAL	50GAL	50GAL	50GAL
BLACK WATER	10GAL	15GAL	40GAL	50GAL	50GAL	50GAL	50GAL	50GAL	50GAL	50GAL	50GAL	50GAL	50GAL
FUEL TANK	20GAL	20GAL	18GAL	18GAL	18GAL	40GAL	40GAL	40GAL	40GAL	40GAL	40GAL	40GAL	40GAL

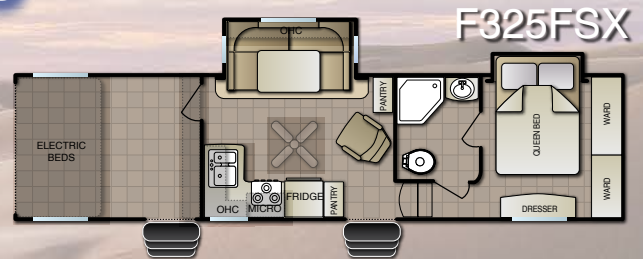
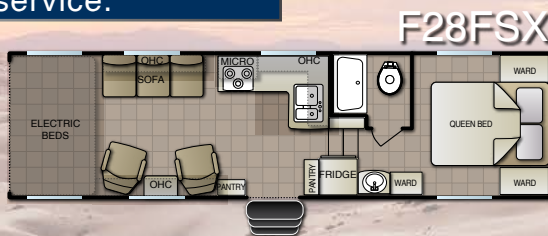
NOTES: Exterior Heights Do Not Include Air Conditioner. PCW reserves the right to change or discontinue at any time, without notice, prices, colors, materials, equipment, accessories, specifications, models, and packages, without incurring any obligations to make the same or similar changes to Tangos previously sold. Colors shown may vary due to reproduction and printing processes.

We are committed to providing the highest quality travel trailers, fifth wheel units, and toy haulers at an unsurpassed value. We are dedicated to establishing lasting partnerships with trusted RV dealers, vendors, and suppliers, all of which are equally committed to conducting business with your best interests in mind. The Pacific Coachworks team is focused on exceeding customer expectations by providing the highest level of customer support and service.

XLE MODELS



FW MODELS



POWERLITE FEATURES

FEATURES

EXTERIOR *

- Aluminum Frame Construction
- Awning
- Chrome Wheels
- Custom Built I Beam Chassis
- DSI Water Heater
- Exterior Radius Fender Skirts
- Flood Lights
- Full Welded Outriggers and Entry Step
- Heavy Duty Stab Jacks
- Laminated Fiberglass Walls
- LED Lights – Interior/Exterior
- 3,000 lbs. Ramp Door
- Pressure Washer
- Spare Tire
- TV Antenna w/Cable Hook Up
- Walk on Roof (n/a XLE)

INTERIOR *

- 13.5 Ducted A/C (optional XLE)
- Black Tank Sani Flush
- Cargo Area
- Custom Carpet Kit
- Diamond Plate Floor Covering (optional XLE)
- Laminated Counter Tops w/Edge
- Microwave Oven
- Porcelain Toilet
- Rear Electric Bed (n/a XLE)
- Refrigerator
- Skylight in Bath
- Stereo AM/FM/CD/DVD
- Tub Surround (optional XLE)
- Upgraded Floor Covering
- Upgraded Furniture

OPTIONS

XLE PACKAGE *

- A/C 13.5 BTU
- Awning
- Chrome Wheels (4)
- Microwave Oven
- Spare Tire Kit
- Stereo AM/FM/CD

XL PACKAGE (17FB) *

- Awning – Power IPO Manual
- Fuel Station – 18 Gallons
- Generator – 3500

XL PACKAGE (20 THRU 27) *

- Awning – Power IPO Manual
- Fuel Station – 40 Gallons
- Generator – Onan 4.0

NORTHWEST PACKAGE

- Heated & Enclosed Tanks
- Thermal Dual Pane Windows
- Upgraded FLOORING
- Winterizing Kit

OPTIONS

POWERLITE X PACKAGE

- Awning – Power IPO Manual
- Front Jacks - Power
- Fuel Station – 40 Gal Tank
- Generator – Onan 4.0
- TV LCD L/R 32"

POWERLITE XX PACKAGE

- 15.0 BTU A/C IPO 13.5
- 50 Amp – 2nd A/C Ready
- 5.5 Generator IPO 4.0
- TV LCD B/R 24"

ADDITIONAL OPTIONS *

- 2nd Lift Bed
- 160W Solar w/Inverter
- 40 Gal Fuel Tank IPO 18 Gal
- Bunk Ladder
- Cargo Overhead Nets
- Dinette IPO (2) Chairs
- Heated & Enclosed Tanks
- One Piece Fiberglass Cap (n/a XLE)
- Outside TV Hook-Up
- Rear "BIG AIR" Lounge
- Rear Lift Dinette Booth
- Rear Screen Wall
- Sink Cover
- Thermal Dual Pane Windows
- TV 32" LCD
- Winterizing Kit



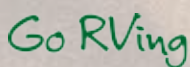
*Some Features, Packages and Options are not available on all models. Please consult your local sales representative for more information.
NOTE: All Pacific Coachworks recreational vehicles are sealed with Sealtech.

Find us on...



Pacific Coachworks
3411 N. Perris Blvd Bldg. #1
Perris, CA 92571
www.pacificcoachworks.com
(951) 686-7294

contact your local dealer



All information included in this brochure is the latest at the time of publication. Pacific Coachworks reserves the right to make changes and to discontinue models without notice or obligation. Photos in this brochure may show optional equipment or props used for photography purposes only.
All recreational vehicles built by Pacific Coachworks, Inc. include a one year factory warranty. Roadside Assistance via Coach-Net is also included.