

TRAVEL LITE



EXPLORE YOUR WORLD



TRAVEL LITE

WHO WE ARE

Travel Lite, the Midwest's largest manufacturer of high quality truck campers, has a long-standing reputation for engineering truck campers with outstanding craftsmanship and close attention to detail. Located in Elkhart County, Indiana, Travel Lite has been a family owned and operated company since 1998. Using innovative lightweight materials, state of the art technologies, and lean manufacturing, Travel Lite has been able to provide affordable campers with over 20 different floor plans and dozens of options. With over 100 quality dealers throughout the United States, Canada, and Worldwide, it is easy to find the ideal Travel Lite truck camper for you. Our dealers are well established and have an excellent reputation for integrity and service after the sale.

If your camping plans include off-road weekends or cross country summers, if you're looking for custom features that other manufacturers can't offer, or if you just want an exceptional value - then we can build a truck camper just for you!



QUALITY

Our commitment to long lasting quality includes 2 x 2 and 2 x 4 solid construction, 2-1/2" wood bow truss rafters, R7 insulated walls and a double plywood insulated floor system. Compare our solid wood construction to the 1" foam and glue composite walls now being mass produced for some RV's. Foam and glue manufacturing may add speed to an assembly line, but Travel Lite Truck

Campers are often asked to go where other RV's fear to tread. The flexible strength, durability, lightweight natural characteristics, and ease of repair make real wood the obvious choice of experienced Truck Camper enthusiasts. Dealers tell us that our used campers are in such good condition, they can be sold close to their original price. Try that with your truck, car, or other RV! Compare our construction, quality, and service to anyone, at any price; then...Welcome to Travel Lite!



SLIDE-OUT CAMPER

In a class of its own, Travel Lite's Ultra Series Slide-Out models offer the ultimate in luxury and convenience. With a full-wall slide, full queen bed, and a spacious convertible booth dinette, this truck camper has room to spare. Our heated basement offers protection and warmth for the large capacity holding tanks. The well-equipped kitchen area boasts a 6 cubic foot double door refrigerator, half-time convection microwave oven, stainless steel 3-burner stovetop, and a large double bowl stainless steel sink with high-rise faucet. There is plenty of storage space thanks to our deep overhead cabinetry, drawers, and large pantry, all handmade by our Amish craftsman. Our molded Granicote countertops in the bathroom and kitchen offer the stunning look and feel of high gloss granite without the added weight. Form meets function with two superior features of our Slide-Out Models. The first is our custom double-bent molded Gel-Coat front cap. Its innovative design is not only aesthetically appealing, but also aerodynamically superior for improved fuel economy and a smoother ride. Our full-wall slide-out room allows you to still have full use of your camper when not extended. The Ultra Series makes personal luxury affordable.





SLIDE-OUT SPECIFICATIONS

	Dry Weight	COG	Floor Length	Floor Width	Ext Width	Refer	Fresh Water	Grey Water	Black Water	LP Tank
900SBSL	3200	42"	9'	47"	95"	6 Cu Ft	40 Gal	36 Gal	36 Gal	40 lb
1000SLRX	3320	48"	10'	47"	95"	6 Cu Ft	40 Gal	36 Gal	36 Gal	40 lb

SLIDE-OUT STANDARDS

Exterior

- Hand-Hung Gel Coat
- Molded Gel Coat Front Hood
- 2x2, 2x3, 2x4 Construction
- Full-Wall Power Slide Room
- Extended Cabover w/ Extra Storage
- Bow Truss Rafters
- Walk-On Roof Decking
- TPO Roof w/ 15 Year Warranty
- Diamond Plate Kneewalls
- Insulated Roof, Floor, & Walls
- Heated Basement
- Radius Doors & Windows
- Dark Tint Slider Windows
- Tinted Skylight
- LED Light Package
- Exterior Door Light
- Exterior Electrical Recept
- Wireless Remote Electric Jacks
- Aluminum Rear Bumper and Step
- Ultra Decal Package

Interior

- Ultra Valance Package
- Natural Cherry Cabinet Doors
- Spring-Loaded Overhead Hinges
- Plasticoat Plywood Shelving
- Battery in Vented Box
- Monitor Panel
- 45 AMP Converter/Charger
- 18,000 BTU Furnace
- 2-20# LP Gas Tanks
- 12V Antenna Booster/Outlet
- Cable Hook-Up
- Plastek Bathroom Walls
- Molded Granicote Bath Counter
- Exterior Wash Station/Shower
- Shur-Flo® Water Pump
- Gas/Electric DSI Water Heater
- High Rise Kitchen Faucet
- Double Bowl Stainless Steel Sink
- Half-Time Convection Microwave Oven
- 3-Burner Stainless Steel Stove Top

- Sink and Stainless Steel Stove Covers
- CD/AM/FM Radio w/ Indoor & Outdoor Speakers
- Convertible Dinette
- Beveled Etched Mirrors
- Magazine Rack
- Fantastic Vent in Bunk
- Bedspread, Pillows, and Shams
- 6 Cu. Ft. 2-Way Refrigerator
- Pleated Shades and Hard Valances

Safety

- LP/CO Detector
- Smoke Detector
- Fire Extinguisher
- Electrical GFI
- Heavy Duty Entry Assist Handle
- Battery Disconnect Switch

SLIDE-OUT FLOOR PLANS

900SBSL



1000SLRX



LUXURY BEYOND
IMAGINATION

POP-UP CAMPER

Break away from the ordinary with Travel Lite's pop-up truck campers. Our seamless one-piece fiberglass roof, LED lighting package, taller entry door, and stand-up shower are all camper tested and approved. The low profile design allows for better fuel economy and increased access in height-restricted areas. Our pop-up campers come standard with a recessed stainless steel sink and stovetop, each with a hinged acrylic cover to provide you with maximum counter space. Our spacious under bed storage area is equipped with hydraulic lifts so you can store your bedding items with ease. Also standard is our hand-hung high gloss gel coat exterior that provides strength and durability for your off-road adventures. These campers are ready to go, no matter where your journey takes you.





POP-UP SPECIFICATIONS

	Dry Weight	COG	Floor Length	Floor Width	Ext Width	Refer	Fresh Water	Grey Water	Black Water	LP Tank
610	1260 lb	29"	6' 10"	39.5"	78"	2 Cu Ft	9 Gal	N/A	N/A	20 lb
760	1485 lb	31"	7' 6"	47"	86"	3 Cu Ft	25 Gal	N/A	N/A	20 lb
875 875SB	1700 lb 1750 lb	40"	8' 7.5"	47"	86"	3 Cu Ft	25 Gal	8 Gal	6 Gal	20 lb

POP-UP STANDARDS

Exterior

- Hand-Hung Gel Coat Exterior
- Mildew-Resistant Double-Seamed Vinyl
- Insulated Roof, Walls, & Floor
- Laminated Roof System
- 1/2" Plywood Floor System
- Corrugated Vinyl Bottom Board
- Heavy-Duty Entry Assist Handle
- LED Brake & Clearance Lights
- 55" Entry Door & Screen*
- Radius Doors & Windows
- Dark Tint Slider Windows with Screens
- Exterior Door Light
- Exterior Electrical Recept
- Diamond Plate Kneewalls
- Contemporary Graphics
- 4 Extra-Length Reico Titan Jacks
- Radius Sliding Pass-Thru Window
- Rubber Truck Bed Bumpers
- Insulated Compartment Doors with Common Key
- Metal Corner Moldings
- Double Sealant Process
- R7 Insulation

- 2x2 and 2x4 Wood Construction
- 4' Large Dinette Picture Window
- Sewer Hose Storage
- Fresh Water Fill
- 25' 30 AMP Service Cord

Interior

- 3 Attractive Decors
- Natural Cherry Cabinet Doors
- LED Bunk Lights
- 5" Underbed Storage with Hydraulic Lift System*
- Bedsprad, Pillows, and Shams
- Wired and Braced for Air Conditioner
- Fantastic Vent in Center
- 18,000 BTU Forced Air Furnace*
- 45 AMP Converter/Charger*
- Privacy Bunk Curtain
- Window Valances
- Pleated Soft Shades
- Convertible Dinette
- Vented Battery Box
- European Stainless Steel Stove Top with Hinged Acrylic Cover

- European Stainless Steel Sink with Fold-Away Faucet and Hinged Acrylic Cover
- 3 Cu. Ft. 3-Way Refrigerator*
- Laminate Counter Tops
- Shur-Flo Water Pump
- 25 Gallon Fresh Water Tank*
- Plastek Shower Walls (875 Only)

Safety

- LP/CO Detector
- Smoke Detector
- Fire Extinguisher
- Electrical GFI
- Battery Disconnect Switch

610*

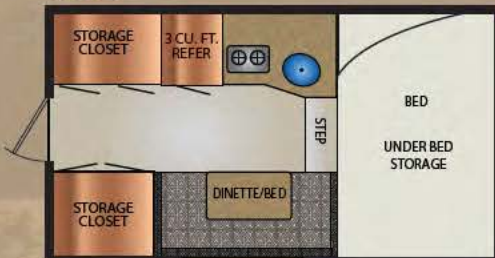
- 3" Underbed Storage with Hydraulic Lift System
- 12,000 BTU Forced Air Furnace
- 30 AMP Converter/Charger
- 2 Cu. Ft. 3-Way Refrigerator
- Seitz Insulated Tinted Windows w/ Roller Screens & Shades

POP-UP FLOOR PLANS

610



760



875 / 875SB



EXPAND YOUR
HORIZON

MID-SIZE & 1/2-TON CAMPER

Amplify your lifestyle with Travel Lite's hard-sided campers for 1/2-ton trucks. The 770 Super Lite offers several storage features including a 40" bathroom cabinet, netted storage under the dinette, and lots of overhead cabinetry. This sporty unit offers everything you need in a lighter, easier to manage camper that is perfect for the weekend warrior. Compact sizing allows it to fit in the bed of most 1/2-ton short- OR long-bed trucks. With plenty of different options available, it's easy to personalize your journey.





MID-SIZE & 1/2-TON SPECIFICATIONS

	Dry Weight	COG	Floor Length	Floor Width	Ext Width	Refer	Fresh Water	Grey Water	Black Water	LP Tank
690 690W	1100 lb 1300 lb	33"	6'9"	39.5" 47"	78" 86"	2 Cu Ft	9 Gal 15 Gal	N/A	N/A	20 lb
700 700W	1100 lb 1500 lb	28"	7'	47"	86" 92"	3 Cu Ft	13 Gal 15 Gal	N/A	N/A	20 lb
770	1335 lb	33"	7'7"	47"	86"	Ice Box	9 Gal	N/A	N/A	20 lb
800 800SB	1660 lb	33"	8'	47"	92"	4 Cu Ft	25 Gal	N/A	5 Gal	20 lb
800X 800SBX	1690 lb 1750 lb	31"	8'	47"	92"	4 Cu Ft	25 Gal	N/A	5 Gal	20 lb
840SBR 840SBRX	1875 lb 1965 lb	36.75" 37.5"	8'4"	47"	92"	4 Cu Ft	25 Gal	8 Gal	5 Gal	20 lb

MID-SIZE & 1/2-TON STANDARDS

Exterior

- High Gloss Aluminum Siding
- Natural Wood Construction
- Walk-On Roof Decking
- TPO Roof with 15-Year Warranty
- Insulated 5/8" Plywood Floor
- Corrugated Vinyl Bottom Board
- Heavy-Duty Entry Assist Handle
- Radius Doors and Windows
- Dark Tint Slider Windows
- Wired & Braced for Air Conditioning
- LED Brake and Clearance Lights
- Exterior Door Light
- Exterior Electrical Recept
- Diamond Plate Kneewalls
- 4 Extra-Length Reico Titan® Jacks
- Rubber Truck Bed Bumpers

- Fresh Water Fill
- 25' 30 AMP Service Cord

Interior

- Natural Cherry Cabinet Doors
- Spring-Loaded Overhead Hinges
- Foam Insulation and R-7 Insulation
- Shur-Flo® Water Pump
- High Rise Faucet Set
- Foot Flush Toilet
- Plastek Shower Walls (840 Only)
- Indoor Shower (840 Only)
- 2 Burner Stainless Steel Stove Top
- Range Hood with Fan and Light
- Cloth Valances and Soft Shades
- Egress Window in Bunk

- Privacy Curtain for Bunk
- 18,000 BTU Forced Air Furnace
- 45 AMP Converter/Charger
- 20# LP Gas Tank
- Cable Hook-Up
- Laptop/Phone Charger Recept
- 12V Antenna Booster/Outlet

Safety

- LP/CO Detector
- Smoke Detector
- Fire Extinguisher
- Electrical GFI
- Battery Disconnect Switch

MID-SIZE & 1/2-TON FLOOR PLANS

690 Mid-Size
690W 1/2-Ton

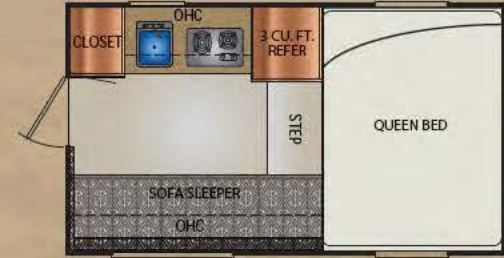


770/770R Super Lite

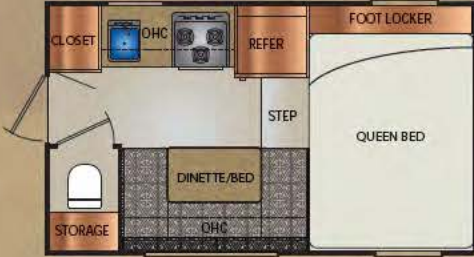
770R



700 / 700W



800 / 800SB



800X / 800SBX



700W



840SBR



840SBRX



PERSONALIZE YOUR
JOURNEY

3/4-TON CAMPER

Experience the freedom only a Travel Lite 3/4-ton truck camper can offer. These campers are designed to fit most 3/4 ton and larger trucks with 6½' or 8' beds. Standard features consist of a 3-burner stainless steel stovetop, 2 – 20# LP gas tanks, 25-gallon fresh water tank, and much more. Popular options include wireless remote electric jacks, jack-knife sofa, and HD TV antenna with a built-in digital signal meter. With more interior room to stretch out in, our 3/4 ton truck campers will make your outdoor adventures more comfortable than ever. Get ready to broaden your expectations on what a truck camper can be.





3/4-TON SPECIFICATIONS

	Dry Weight	COG	Floor Length	Floor Width	Ext Width	Refer	Fresh Water	Grey Water	Black Water	LP Tank
890 890SB	1750	37"	8'9"	47"	92"	4 Cu Ft	25 Gal	8 Gal	5 Gal	40 lb
890X 890SBX	1900	38"	8'9"	47"	92"	4 Cu Ft	25 Gal	8 Gal	5 Gal	40 lb
890R 890SBR	1900	38"	8'9"	47"	92"	4 Cu Ft	25 Gal	8 Gal	6(5RX) Gal	40 lb
890RX 890SBRX	1900	38"	8'9"	47"	92"	4 Cu Ft	25 Gal	8 Gal	6(5RX) Gal	40 lb
960R 960RX	2050	43"	9'6"	47"	92"	4 Cu Ft	25 Gal	8 Gal	5 Gal	40 lb
1100RX ULTRA	2730	50"	11'	47"	92"	4 Cu Ft	25 Gal	13 Gal	20 Gal	40 lb

3/4-TON STANDARDS

Exterior

- High Gloss Aluminum Siding
- Natural Wood Construction
- Walk-On Roof Decking
- TPO with 15-Year Warranty
- Insulated 5/8" Plywood Floor
- Corrugated Vinyl Bottom Board
- Heavy-Duty Entry Assist Handle
- Radius Doors and Windows
- Dark Tint Slider Windows
- Wired & Braced for Air Conditioning
- LED Brake and Clearance Lights
- Exterior Door Light
- Exterior Electrical Recept
- Diamond Plate Kneewalls
- 4 Extra-Length Reico Titan® Jacks
- Rubber Truck Bed Bumpers

- Fresh Water Fill
- 25' 30 AMP Service Cord

Interior

- Natural Cherry Cabinet Doors
- Spring-Loaded Overhead Hinges
- Foam Insulation
- Shur-Flo® Water Pump
- High Rise Faucet Set
- 25 Gallon Fresh Water Tank
- Foot Flush Toilet
- Plastek Shower Walls (890R and Up)
- Indoor Shower (890R and Up)
- 4 Cu. Ft. 3-Way Refrigerator
- 3 Burner Stainless Steel Stove Top
- Range Hood with Fan and Light
- Cloth Valances and Soft Shades

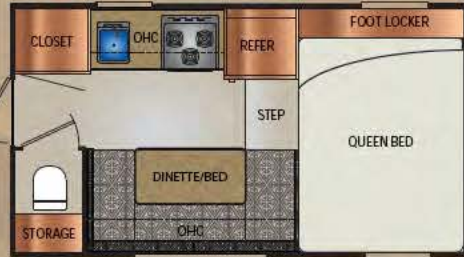
- Egress Window in Bunk
- Privacy Curtain for Bunk
- 18,000 BTU Forced Air Furnace
- 45 AMP Converter/Charger
- 2-20# LP Gas Tanks
- Cable Hook-Up
- Laptop/Phone Charger Recept
- 12V Antenna Booster/Outlet

Safety

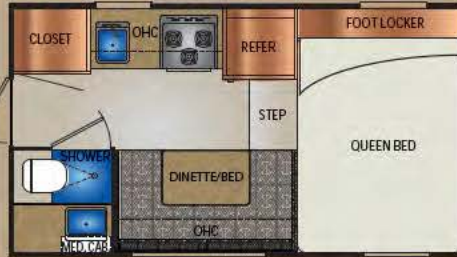
- LP/CO Detector
- Smoke Detector
- Fire Extinguisher
- Electrical GFI
- Battery Disconnect Switch

3/4-TON FLOOR PLANS

890 / 890SB



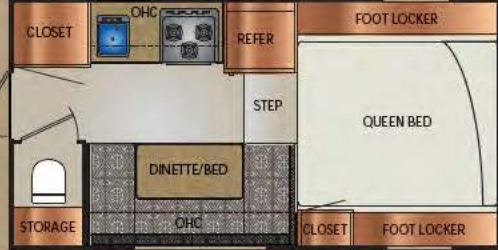
890R / 890SBR



960R



890X / 890SBX



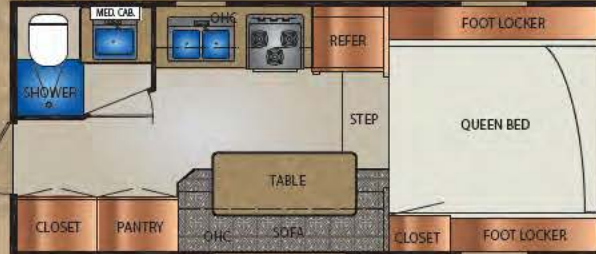
890RX / 890SBRX



960RX



1100RX



BROADEN YOUR
EXPECTATIONS

TRAVEL LITE

POPULAR OPTIONS



Convection Microwave Oven



Flat Panel TV With Swivel Stand



Outside Shower



Rear Awning



Fantastic Fan



CD/MP3 Player



HD TV Antenna with Built-In Digital Signal Meter



Wireless Remote Electric Jacks



European Stainless Steel Sink & Stove Top w/ Hinged Acrylic Cover



Low-Profile, Hi-Efficiency Air Conditioner

Travel Lite, Inc.
71913 County Road 23
New Paris, IN 46553
travellitecampers.com

All weights and measurements are approximate and subject to change without notice or obligation.