

# NAVION and NAVION iQ



NAVION iQ

## Why Navion | Navion iQ?

- Mercedes-Benz® Sprinter chassis
- Fuel-efficient and easy to maneuver
- Ultraleather™ swivel cab seats
- Radio/Rearview Monitor System
- Available Infotainment Center with Rand McNally RV GPS
- MCD blackout roller shades
- Maximum usability with SmartSpace™ design
- Flex Bed System twin or queen bed configuration (24V)
- Energy-efficient LED lighting
- Powered patio awning with metal wrap



ON THE COVER: NAVION 24J Barclay Full-Body Paint  
NAVION iQ 24V Iron Taupe Deluxe Graphics

24V Rain with Aosta Cherry Cabinetry

## THE SMART CHOICE IN MOTORHOMES

Do not let their size fool you—the Itasca Navion® and Navion® iQ offer a surprising amount of luxury and functionality in a nimble Class C motorhome. Built on the Mercedes-Benz® Sprinter chassis, both models offer a combination of fuel economy and towing power that no other chassis can deliver. Two Navion floorplans offer an overhead bunk, providing an extra sleeping space for family or

friends. The sleeker design of the Navion iQ makes it ideal for those who want comfort and convenience in a fun-to-drive package. With Sprinter efficiency and reliability, and the confidence that comes from Winnebago Industries® legendary SuperStructure® construction, there is no smarter choice in motorhomes than the Itasca Navion and Navion iQ.



**RECOGNIZED QUALITY** The RV Dealers Association bestows its annual Quality Circle Award based on dealer ratings to manufacturers that provide exceptional products, service and support. Only one manufacturer has received this award for seventeen consecutive years: Winnebago Industries®.



### BEST IN CLASS

See how Winnebago Industries takes motorhome design and function to the next level, and why we've earned the right to be called the Most Recognized Name in Motorhomes.®



Click on this icon throughout the brochure to link to more information on the web.



Surrounded by stylish, curved cabinets, a large **Skylight** brightens the lounge and adds a sense of grandeur.



The available smoothly-retracting **MCD Solar/Blackout Roller Shades** in the Interior Upgrade Package let you control your light and privacy—no matter the time of day.



The **BenchMark® Full Comfort Dinette** includes innerspring cushions that flip up to reveal hidden storage bays. At night, it easily converts into a comfortable bed (24J, 24M).



**Full-Extension Drawer Slides** make it easy to open drawers wide and maximize their storage space.



The **Comfort Sofa Sleeper** quickly converts from a sofa into a comfortable bed with self-inflating mattress that automatically maintains proper inflation (standard on 24M, 24G, 24V).





24J Linden with Aosta Cherry Cabinetry

Details define the Navion and Navion iQ, like the LED lighting that reduces energy consumption by up to 70% and the available powered skylight/roof vent with sliding screen and pleated shade. The Interior Upgrade Package includes MCD solar/blackout roller shades and a sofa pillow.



24V Available Powered Skylight/Roof Vent



24V Comfort Sofa Sleeper





24V Rain with Aosta Cherry Cabinetry




Refrigerator/Freezer

Grand meals can be created easily using the versatile and convenient microwave/convection oven with a vented range fan. The standard flip-up glass range cover protects and increases food preparation space. Choose the Interior Upgrade Package for a galley backsplash, wood covers for the stainless steel double bowl sink, and a stainless steel refrigerator insert on the 24J and 24M.



Two-Burner Range Top with Glass Cover



Full-Extension Drawer Slides





24J BenchMark Full Comfort Dinette

Seating, storage, and sleep are all provided by the BenchMark full comfort dinette in the Navion. In the Navion iQ, enjoy either the Comfort Sofa Sleeper or the available L-shaped sectional dinette.



24J BenchMark Storage



24V Comfort Sofa Sleeper with Table



24V Comfort Sofa Sleeper as Bed





24V Flex Bed as Queen Bed

Options abound when you select the Navion iQ 24V. The Flex Bed System can be configured as a queen bed or two twin beds based on your traveling needs, while the 24G provides a luxurious walk-around queen bed. An available upgrade includes the 1,000-watt inverter with a dedicated 110-volt outlet connection for convenient use with a CPAP/CBAP machine. Both Navion iQ floorplans offer an available 22" HDTV as well.



24V Flex Bed as Twin Beds



24J Vanity



24J Wardrobe



24V Bathroom





Dash

The standard Radio/Rearview Monitor System with a rear camera, 6" touch screen color monitor, and iPod®/MP3 input provides a road trip soundtrack every time you venture out. Choose the available Infotainment Center with Rand McNally RV GPS including SiriusXM™ satellite radio (subscription not included) for exceptional digital selections and premium trip guidance. The plush Ultraleather™ cab seats make driving any distance a comfortable experience, and they swivel to increase your lounge living space with continued comfort once you are parked.



24J Swivel Cab Seats



Available Infotainment Center with Rand McNally RV GPS



An electric patio awning with protective metal wrap comes standard on both the Navion and Navion iQ (w/full-body paint). Add the available exterior speakers to listen to the coach stereo system in the great outdoors. The color-coded water and service center takes the hassle out of hookups and includes a lockable water tank fill door.



Automatic Entrance Door Steps



Available Stylized Aluminum Wheels



Large Storage Compartment



Exterior Service Center



Powered Patio Awning with LED Lighting



Entrance Door



**Fiberglass Roof** The crowned, one-piece fiberglass roof is backed by a 10-year limited parts-and-labor roof skin warranty.

**Rubber Can't Cut It** Rubber roofs used by competitors can streak and degrade over time.

**Interlocking Joints** Specially engineered interlocking joints connect the floor, sidewalls and roof where competitors often rely on simple screws to bear the weight.



**Embedded Steel** Metal substructures embedded into the sidewall provide solid attachment points to keep cabinets and appliances mounted securely in place.

**E-Coating** An electrodeposition coating helps protect critical steel components.

**Solid Framework** Aluminum extruded in our own facility to our exacting standards creates an extremely strong and solid structural framework.

**Thermo-Panel® Sidewalls** By layering fiberglass and high-density block foam insulation with welded aluminum support structures, we create some of the industry's strongest, most durable and lightweight sidewalls.

**Laser-Cut Tubing** Precision laser cutters create precise joints in structural steel that are stronger and require less welding.



Navion

**SUPER  
STRUCTURE**

BUILT TO LAST

Every coach—from our smallest Class C to our largest diesel-pusher model—is built to Winnebago Industries'® legendary SuperStructure® construction standards. It's a process developed and refined over more than 50 years of building some of the strongest, most durable coaches in the industry.



**TESTING** Before rolling out of our factories, every coach undergoes an extensive 113-point inspection. Each coach also passes a high-pressure water test that simulates rain at a rate of 50-inches per hour to check for leaks. During the design process, our computer simulations, physical testing center, and rigorous test track ensure each model is built to last.



**DETAILS** At Winnebago Industries, we treat the features you can't see with the same care as the ones you can. Look in the access panels of some of our competitors' coaches and you'll see loose insulation and wires haphazardly strewn about. Winnebago Industries maintains a clean fit and finish throughout so your coach will last for the long haul.



**BUILT IN-HOUSE** We extrude our own aluminum. We rotocast our own plastic components. In fact, we manufacture most of our own parts so they are designed to fit the space, rather than fitting the space to an awkward off-the-shelf component size.



**SUPER  
STRUCTURE**  
BUILT TO LAST

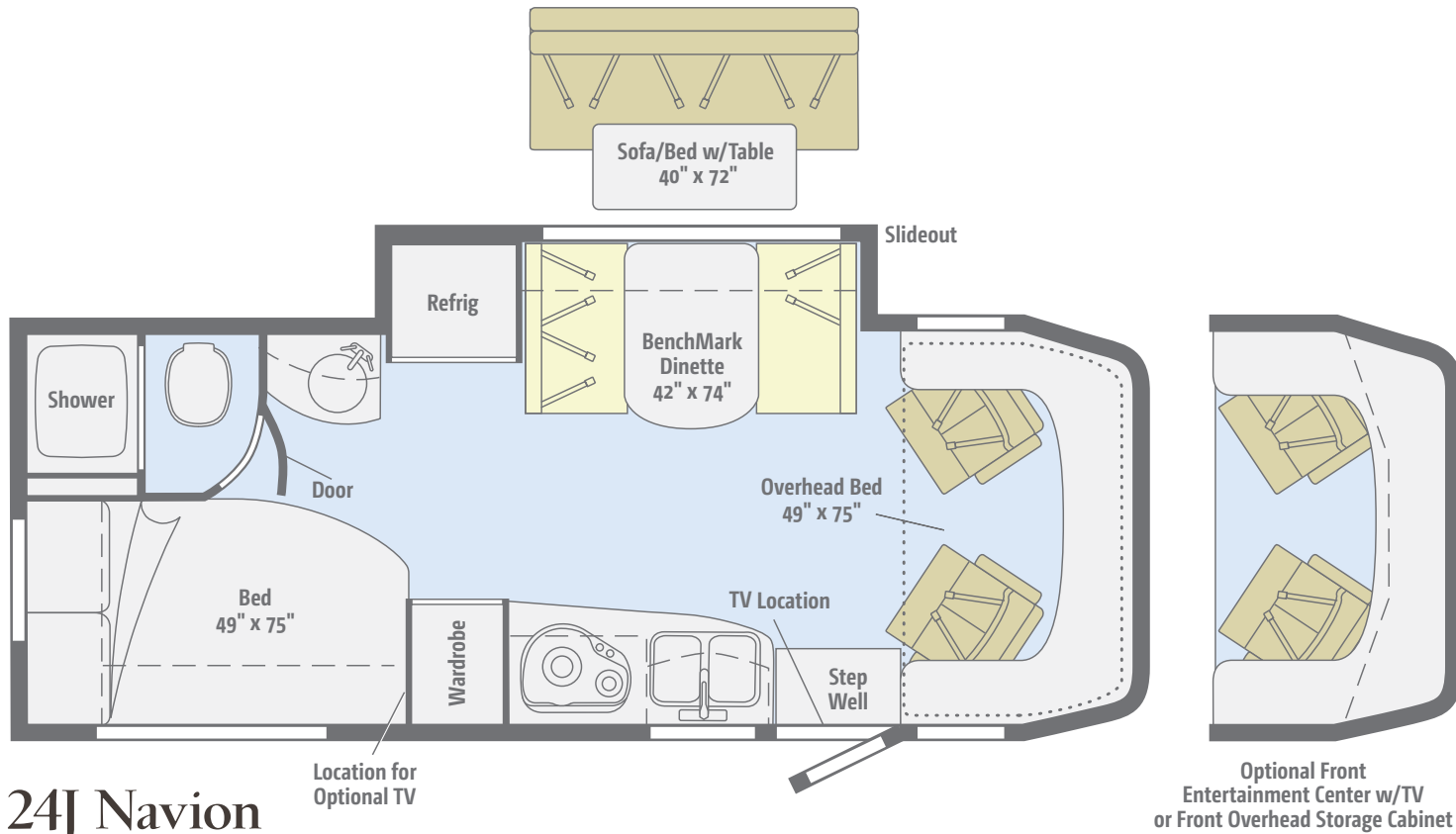
Visit [BetterBuiltRVs.com](http://BetterBuiltRVs.com) to gain real insight into what goes into a Winnebago Industries motorhome.

**TAKE A TOUR** We're proud of our processes, state-of-the-art facilities, and the people who make Winnebago Industries number one. We invite you to visit our complex in Forest City, Iowa, for a first-hand look at the dedication and technology behind every motorhome we build.





Dimensions shown are for sleeping space only and may vary due to styling differences. Dashed lines denote overhead storage areas. Floorplans and specifications are also available online at [Goltasca.com](http://Goltasca.com).

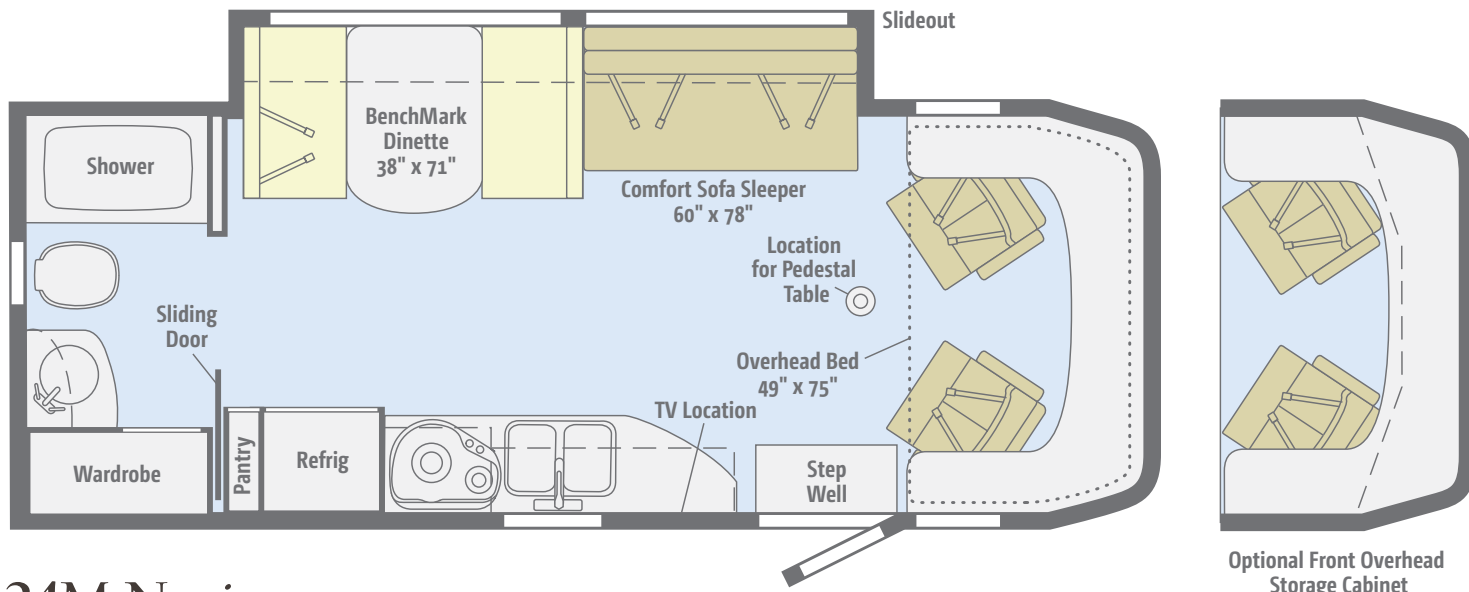
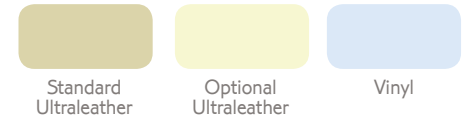


## 24J Navion

This fun-to-drive coach offers a corner queen bed, complete galley, dinette slideout, and overhead bed or choice of an available entertainment center or storage cabinet.



Dimensions shown are for sleeping space only and may vary due to styling differences. Dashed lines denote overhead storage areas. Floorplans and specifications are also available online at [Goltasca.com](http://Goltasca.com).

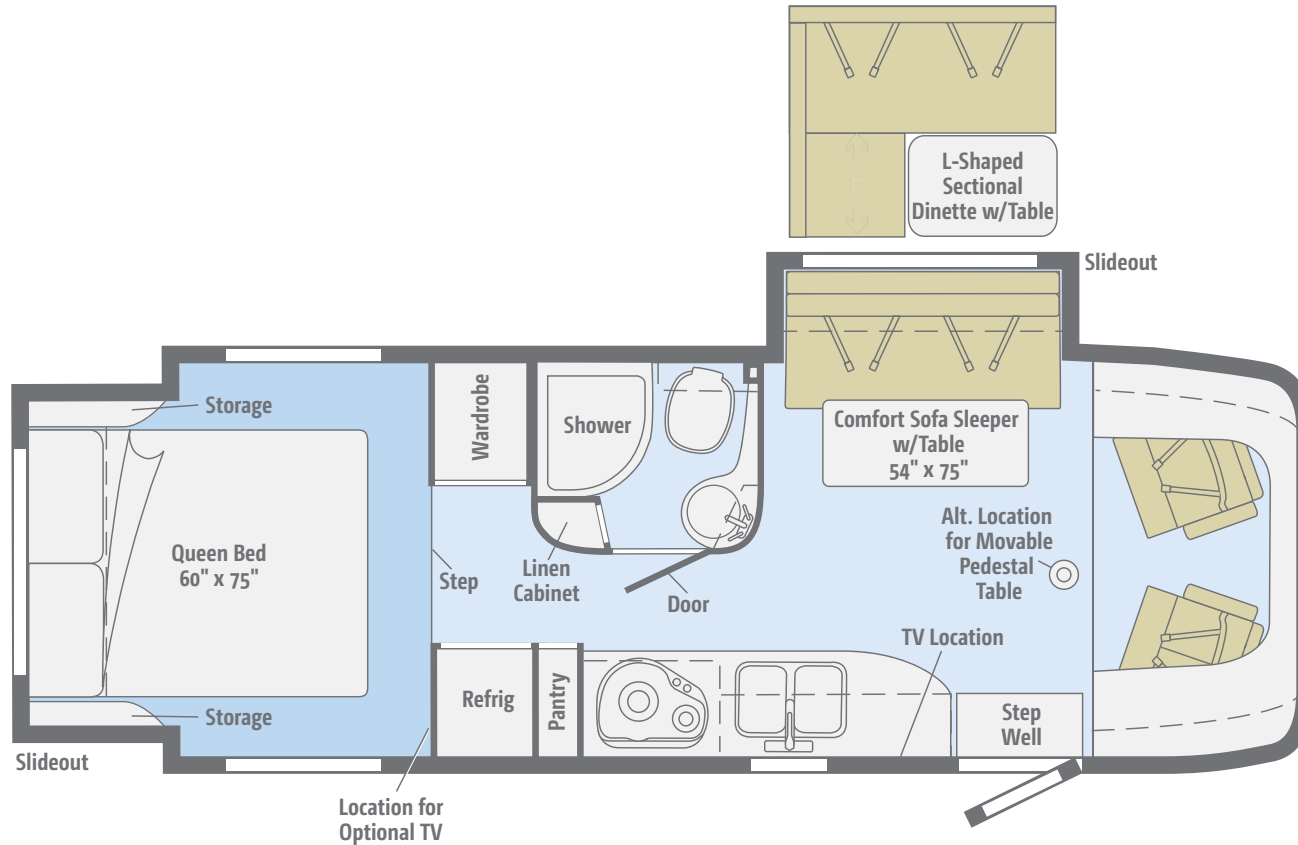



## 24M Navion

A lengthy slideout creates a roomy living area with both the BenchMark® dinette and Comfort Sofa Sleeper, and an overhead bed or available storage cabinet.



Dimensions shown are for sleeping space only and may vary due to styling differences. Dashed lines denote overhead storage areas. Floorplans and specifications are also available online at [Goltasca.com](http://Goltasca.com).

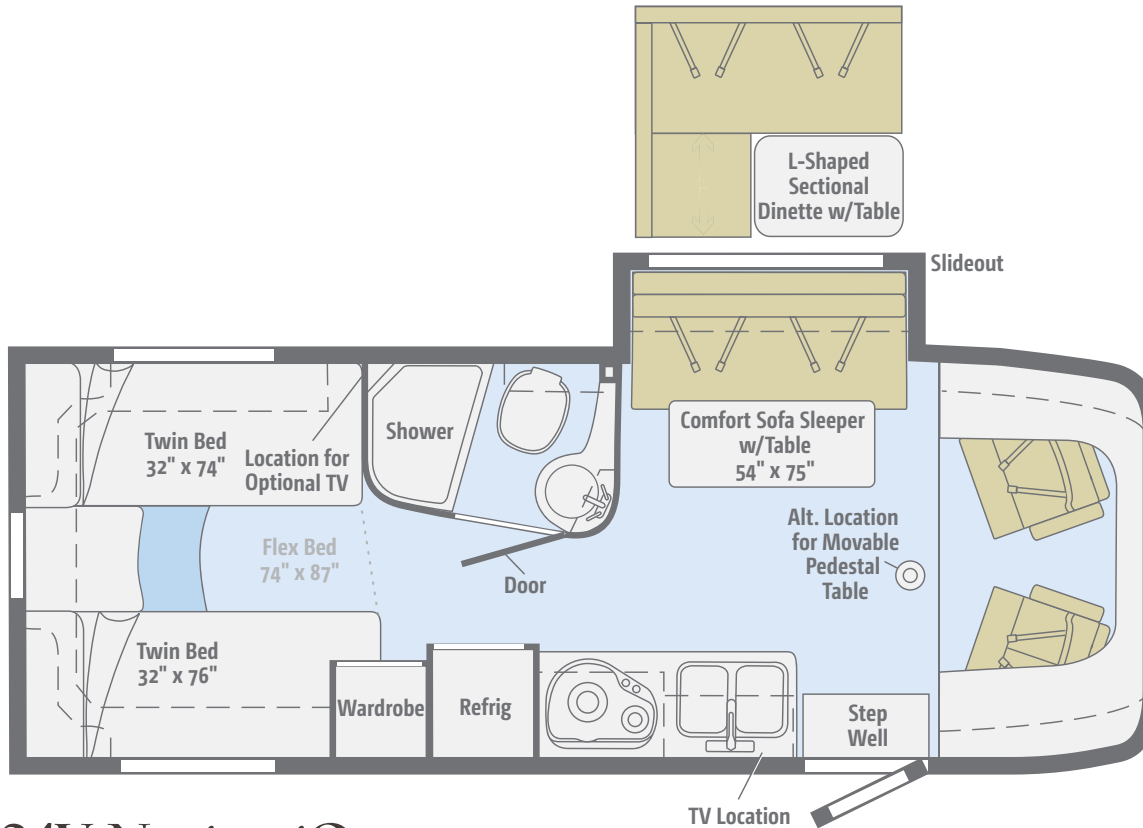



## 24G Navion iQ

A Comfort Sofa Sleeper or available, L-shaped sectional dinette highlights the lounge, while the bedroom slideout features a walk-around queen bed.



Dimensions shown are for sleeping space only and may vary due to styling differences. Dashed lines denote overhead storage areas. Floorplans and specifications are also available online at [Goltasca.com](http://Goltasca.com).



## 24V Navion iQ


This versatile floorplan features the Flex Bed System and your choice of a Comfort Sofa Sleeper or L-shaped sectional dinette with a removable table.

Choose from three fabric collections and two wood finishes, each with Satin Nickel hardware.

# Shatter



Main



Ultraleather



Accent



Bedspread



Laminate  
Countertop



Wall Board



Carpet



Vinyl



Aosta Cherry



High-Gloss\*  
Marbella Cherry

*\*Running line change beginning with fall 2013 production.  
High-Gloss Marbella Cherry on cabinet doors and drawer fronts.*

Winnebago Industries® reserves the right to change décor materials and specifications without notice or obligation.



Choose from three fabric collections and two wood finishes, each with Satin Nickel hardware.

# Linden



Main




Ultraleather



Accent



Bedspread



Laminate  
Countertop



Wall Board



Carpet



Vinyl



Aosta Cherry



High-Gloss\*  
Marbella Cherry

*\*Running line change beginning with fall 2013 production.  
High-Gloss Marbella Cherry on cabinet doors and drawer fronts.*

Winnebago Industries® reserves the right to change décor materials and specifications without notice or obligation.

Choose from three fabric collections and two wood finishes, each with Satin Nickel hardware.

# Rain



Main



Ultraleather



Accent




Bedspread



Laminate  
Countertop



Wall Board



Carpet



Vinyl



Aosta Cherry



High-Gloss\*  
Marbella Cherry

*\*Running line change beginning with fall 2013 production.  
High-Gloss Marbella Cherry on cabinet doors and drawer fronts.*

Winnebago Industries® reserves the right to change décor materials and specifications without notice or obligation.



The Navion looks sharp in deluxe graphics or available full-body paint.  
Champagne sidewalls replacing Taupe sidewalls as running line change February 2014.



Moonstone  
DELUXE GRAPHICS



Moonstone Taupe  
DELUXE GRAPHICS



Moonstone Champagne  
DELUXE GRAPHICS

The Navion looks sharp in deluxe graphics or available full-body paint.  
Champagne sidewalls replacing Taupe sidewalls as running line change February 2014.



Iron  
DELUXE GRAPHICS



Iron Taupe  
DELUXE GRAPHICS



Iron Champagne  
DELUXE GRAPHICS



The Navion looks sharp in deluxe graphics or available full-body paint.



Silver Birch  
FULL-BODY PAINT



Fieldstone  
FULL-BODY PAINT



Black Mist  
FULL-BODY PAINT



Barclay  
FULL-BODY PAINT

The Navion iQ looks sharp in deluxe graphics or available full-body paint.  
Champagne sidewalls replacing Taupe sidewalls as running line change February 2014.



Moonstone  
DELUXE GRAPHICS



Moonstone Taupe  
DELUXE GRAPHICS



Moonstone Champagne  
DELUXE GRAPHICS



The Navion iQ looks sharp in deluxe graphics or available full-body paint.  
Champagne sidewalls replacing Taupe sidewalls as running line change February 2014.



Iron  
DELUXE GRAPHICS



Iron Taupe  
DELUXE GRAPHICS



Iron Champagne  
DELUXE GRAPHICS

The Navion iQ looks sharp in deluxe graphics or available full-body paint.



Silver Birch  
FULL-BODY PAINT



Fieldstone  
FULL-BODY PAINT



Black Mist  
FULL-BODY PAINT



Barclay  
FULL-BODY PAINT



### Weights & Measures

	24J	24M	24G	24V
Length	24'6"	24'6"	25'5"	25'5"
Exterior Height <sup>1</sup>	11'3"	11'3"	11'3"	11'3"
Exterior Width	7'6"	7'6"	7'6"	7'6"
Exterior Storage <sup>2</sup> (cu. ft.)	43.1	37.4	43	43
Awning Length	15'	15'	16'	16'
Interior Height	6'8"	6'8"	6'8"	6'8"
Interior Width	7'3"	7'3"	7'3"	7'3"
Freshwater Tank Capacity <sup>3</sup> (gal.)	29	32	31	31
Water Heater Capacity (gal.)	6	6	6	6
Holding Tank Capacity - Black/Gray <sup>3</sup> (gal.)	29/35	32/36	36/36	36/36
LP Capacity <sup>4</sup> (gal.)	13	13	13	13
Fuel Capacity (gal.)	26.4	26.4	26.4	26.4
GCWR <sup>5</sup> (lbs.)	15,250	15,250	15,250	15,250
GVWR (lbs.)	11,030	11,030	11,030	11,030
GAWR - Front (lbs.)	4,410	4,410	4,410	4,410
GAWR - Rear (lbs.)	7,720	7,720	7,720	7,720
Wheelbase	170"	170"	170"	170"

### Optional Package Upgrade

**Interior Package Upgrade** galley backsplash, removable cab carpet, refrigerator w/stainless steel facade insert (24J, 24M), 2 wood sink covers, sofa throw pillow, MCD solar/blackout roller shades

### Cab Conveniences

**Radio/Rearview Monitor System** 6" touch screen color monitor, handheld remote, iPod®/MP3 input, rear camera

**Cab Seats** armrest, adjustable lumbar support, headrest, recline, swivel and slide

**Airbags** driver and passenger

**3-point seat belts**

**Power door locks w/remote**

**Power windows**

**Power mirrors w/defrost and turn signal indicators**

**Cruise control**

**Chassis/house battery radio power switch**

**Power steering w/tilt and telescope wheel**

**Sunvisors**

**12-volt powerpoints**

**Pleated cab window blinds (24G, 24V)**

### Optional Equipment

**Infotainment Center with Rand McNally RV GPS** 6" touch screen color monitor w/split screen function, Rand McNally RV GPS safe & easy routing, amenities & tools, trips & content, turn-by-turn voice guidance, AM/FM radio w/CD/DVD player, handheld remote, SiriusXM™ (subscription not included), compass, outside temperature, iPod/iPhone® audio integration, Bluetooth™ color rearview camera

**Pleated cab window blinds (24J, 24M)**

**Dash appliqué package**

### Mercedes-Benz® Sprinter Chassis

**3.0L 6-cylinder, 188-hp turbo-diesel engine**

**Adaptive ESP® technology**

**5-speed automatic transmission w/Tip Shift technology**

**4-wheel ABS**

**220-amp. alternator**

**Trailer Hitch<sup>5</sup> 5,000-lb. drawbar/500-lb. maximum vertical tongue weight w/7-pin connector**

**Stainless steel wheel liners**

### Optional Equipment

**Stylized aluminum wheels**

**2.1L Mercedes-Benz 4-cylinder, 161-hp, turbo-diesel engine, 7-speed automatic tip-shift transmission, 220-amp. alternator**



Mercedes-Benz Sprinter Chassis

## Interior

**Front overhead bunk w/ladder and bunk privacy curtain** (24J, 24M)

**Stereo System** AM/FM, alarm clock, CD/DVD player, input jack, Bluetooth, 2 speakers and subwoofer

**22" HDTV** (24J, 24V)

**26" HDTV** (24G, 24M)

**LED lights**

**Satellite system ready**

**Monitor panel**

**Amplified digital HDTV antenna**

**Key-activated slideroom master lock switch**

**Skylight w/shade** (24G, 24V)

**Cab divider curtain** (24J, 24M)

**Insulated roof vent w/electric lift, ventilator fan and rain sensor** (NA w/available powered skylight)

**Powered roof vent** (bath)

**MCD blackout roller shades** (lounge, dinette, galley, bedroom)

**Tinted coach windows**

**Soft vinyl ceiling**

### *Optional Equipment*

**Entertainment Center** 32" HDTV w/remote and rope lighting (front overhead) (24J)

**Powered skylight/roof vent w/sliding screen and pleated shade**

## Galley

**Laminate countertops**

**Flip-up countertop extension** (24V)

**Microwave/convection oven**

**2-burner range top w/glass cover**

**Vented range hood**

**Norcold® two-door refrigerator/freezer**

### *Optional Equipment*

**Water filtration system** (cold water)

## Bath

**Shower curtain** (24G)

**Retractable, self-cleaning shower screen** (24J, 24M, 24V)

**Flexible showerhead**

**Skylight**

**Water-pump switch**

## Bedroom

**Memory foam mattress w/cover** (24G)

**Foam mattress** underbed storage, mattress cover, pillows and pillow shams (24J)

**Flex Bed System** twin beds/queen bed w/foam mattresses, pillows w/shams and access to storage below (24V)

### *Optional Equipment*

**22" HDTV** (24G, 24J, 24V)

## Exterior

**Automatic entrance door step(s)**

**Ladder** (24J, 24M, 24V)

**LED porch light**

**Step well light**

**Front and rear mud flaps**

**Premium high-gloss skin**

**Electric patio awning w/LED lights** (full-body paint option includes metal wrap)

### *Optional Equipment*

**Exterior speakers**

## Heating & Cooling System

**15,000 BTU roof-mounted air conditioner**

**20,000 BTU furnace**

### *Optional Equipment*

**15,000 BTU roof-mounted air conditioner w/heat pump**

## Electrical System

**Service Center** light, cable TV input, 30-amp. power cord, portable satellite dish hookup, QuickPort® (24G, 24M, 24V) service connection hatch

**Auxiliary start circuit**

**Exterior AC duplex and antenna jack**

**Battery disconnect system** (coach)

**Automatic dual-battery charge control**

**LP generator prep kit**

**AC/DC load center, 45-amp. converter/charger**

**Two deep-cycle, Group 24 RV batteries**

### *Optional Equipment*

**3,200-watt Cummins® Onan® diesel generator**

**3,600-watt Cummins Onan MicroQuiet™ LP generator**

**Diesel generator prep kit**

**1,000-watt DC/AC inverter**

## Plumbing System

**Service Center** color-coded labels, city water hookup/tank diverter fill, drainage valves, exterior wash station w/lighted pump switch

**10' sewer hose**

**TrueLevel™ holding-tank monitoring system**

**6-gallon 110 V/LP water heater w/Energy Management System**

**LP Tank w/remote fill w/power switches**

**Winterization Package** water heater bypass valve and siphon tube

**On-demand water pump**

**Lockable water tank fill**

### *Optional Equipment*

**Heated drainage system**

## Safety

**LP, smoke and carbon monoxide detectors**

**10 BC fire extinguisher**

**Ground fault interrupter**

**Child seat tether anchor** (24J, 24M)

**High-mount brake lamps**

**Daytime running lamps**

## Warranty<sup>6</sup>

**12-month/15,000-mile basic limited warranty<sup>7</sup>**

**36-month/36,000-mile limited warranty on structure<sup>7</sup>**

**10-year limited parts-and-labor warranty on roof skin<sup>7</sup>**

<sup>1</sup> The height of each model is measured to the top of the tallest standard feature and is based on the curb weight of a typically equipped unit. The actual height of your vehicle may vary by several inches depending on chassis or equipment variations. Please contact your dealer for further information.

<sup>2</sup> The load capacity of your motorhome is designated by weight, not by volume, so you cannot necessarily use all available space when loading your motorhome.

<sup>3</sup> Capacities are based on measurements prior to tank installation. Slight capacity variations can result due to installation applications.

<sup>4</sup> Capacities shown are tank manufacturer's listed water capacity (W.C.). Actual filled LP capacity is 80% of listing due to overfilling prevention device on tank.

<sup>5</sup> Actual towing capacity is dependent on your particular loading and towing circumstances which includes the GVWR, GAWR, and GCWR, as well as adequate trailer brakes. Please refer to the Operator's Manual of your vehicle for further towing information.

<sup>6</sup> See separate chassis warranty.

<sup>7</sup> See your dealer for complete warranty information.

Winnebago Industries® continuing program of product improvement makes specifications, equipment, model availability, and prices subject to change without notice. Published content reflects the most current product information at time of printing. Please consult your dealer for individual vehicle features and specifications.



GOITASCA.COM  
HAS ALL THE ANSWERS



Visit **GoItasca.com** on your computer, smartphone or tablet for the latest product information and updates.

COMMITTED TO SERVICE

 **PREFERRED CARE PROGRAM**

We back our motorhomes with best-in-class support both before and after the sale:

- 12-month/15,000-mile basic limited warranty
- 36-month/36,000-mile limited warranty on structure
- 10-year limited parts-and-labor warranty on roof skin
- Complimentary 24-hour roadside assistance program



**TRIP**Saver  
FAST TRACK PARTS

- TripSaver® Fast Track Parts guarantees that in-stock warranty parts ship directly to your dealer within 24 hours
- National dealer service network

 **Premium ROADSIDE ASSISTANCE**



**WIT CLUB**

JOIN THE CLUB, JOIN THE FUN


As an Itasca motorhome owner, you are invited to join the WIT Club. It's a great way to take full advantage of your new coach and meet fun-loving WIT Club members from across the country who make motorhome adventures a way of life.



**Members enjoy:**

- Caravans and rallies
- Newsletters
- Local and state group activities
- RV travel benefits

See more at **WITclub.com**



GRAND NATIONAL RALLY

In 1969, two things happened: Neil Armstrong took mankind's first steps on the moon, and Winnebago Industries' WIT Club launched its first Grand National Rally in Forest City, Iowa. Every year since then, thousands of rally-goers connect with old friends to enjoy concerts, tours, activities, and more. Blast off for an adventurous week in July to celebrate 45 years of interstate land roving at the 2014 "Out of This World" Grand National Rally. It's a mission you'll never forget!