

2014 | TRAVEL TRAILERS

DISCOVER America | Family | Your Road



Lance



LanceCamper.com

Memories to Value for Generations



Lance Travel Trailers. On the Road to Discovery.

There was a time in your life when you first looked up and discovered the stars. You might have been in the country. Or camping with your parents. Today, you're sharing the dream with your family, and building memories that will last for generations to come. That's what's so special about camping – the outdoors and the RV Community. And that's why Lance is committed to building the best travel trailers possible.

Whether you're camping on the beach or in a winter storm, Lance wants your trip to be one filled with outings, memorable photos and campfire songs. That's why we engineer our products to stand up to years of real-world use. We want to be there with you on your journeys for years to come. Providing a quality, dependable home away from home.

Lance. **We'll Take You There.**

The Lance Difference

Since 1965 Lance has been building America's most popular truck campers. And today, Lance is building a line of high quality, light-weight travel trailers that follow in the footsteps of the quality forged by our truck campers – a true testament to the company's philosophy that quality comes first.

Based in California – the nation's most demanding state for building safe products – Lance manufactures from a state-of-the-art production facility – a 141,000 square foot, 22 acre campus – campus because Lance continues to research throughout the world for products and features that we can introduce to the RV community. Our creative team of engineers and designers are second-to-none.

Ideas born from this process include LanceLock™, the use of Azdel™, Lite-Ply™ and the removal of all mercury from the trailer making for an eco-friendly, toxin-free RV. These are just a few of the examples of our advanced engineering that contributes to a quality product.

For the last decade, Lance has won the prestigious DSI Award (Dealer Satisfaction Index) for quality almost every year. We're also rated Best in Owner Satisfaction by our customers who are often repeat buyers and a source of referrals for new customers.



It doesn't stop there. To be a Lance travel trailer dealer requires commitment. Every dealer goes through extensive training giving us a comprehensive authorized dealership network across the United States and Canada. Whether a first-time or repeat customer, in need of service or trailer education – our network is always there for you.



Dare to Compare. **Discover the Lance Difference.**

Discover. Quality. Value.


Whichever model you choose, every Lance is engineered and built on the same assembly line by the same craftsmen. So you can expect quality and value in whatever model suits your needs and budget.

Take a look at the furniture grade cabinets, and the quality of the fit and finish. Lance also has a decorating team that designs color schemes that are both durable and timeless.

Moreover, what makes a Lance the most beautiful is the result of engineering you can't see. And that's why your Lances' good looks will take you down the road for many miles and years to come.




Model **2295** in Jet Stream



Model **2295**



Model **1575** in Hot Spot



Convertable Sofa Bed Option (Select Models)



Model 2185



Model 1685



Model 2295

The Lance Look

You've always known Lance for our engineering. Now you're going to be equally impressed by the décor of our products. We brought in an interior design team to create stunning Lance interiors. Our requirement was



that it had to be timeless, rugged and stylish. You'll find beautiful woods, wall treatments, and three fabric combinations that will make choosing one a challenge. So take your pick. Whatever your choice – it's 100% Lance – designed by campers, for campers.



Jet Stream



Hot Spot



Rain Forest

Eco Green

The Lance Standard for being Eco Green delivers the highest commitment to being Green possible.

The commitment began with visionary management having every element of the operation contribute to the green effort. To that end, Lance began by building a state-of-the-art 141,000 square foot campus that features “smart buildings” — buildings that utilize natural light, meter heating and air conditioning office-by-office and are tied into the electrical grid to participate in power savings programs. Even the lighting is intelligent.

Lance searches the globe for the best materials available. Lance products feature Azdel™ which replaces wood in the structure. It's also lighter and has exceptional insulation properties saving on heating and air conditioning needs. Lite-ply™ not only makes for superior wood work, it's farmed from renewable resources to avoid deforestation.

Every glue and cleaner Lance uses meets or exceeds the highest standards possible – and that's saying a lot where the standards in California are the nations' toughest.

In production, the engineering is so advanced that computers use CNC routers to get the most out of every sheet of product for maximum yield. Lance is continually improving our processes to reduce waste — and most of that is recycled.

But it doesn't stop there. Lance products have always been made better. Built since 1965, many Lance products are still in service which means they are having little impact on landfills – but rather continuing to perform their intended task...camping.



And all Lance RVs are mercury-free. Yes, it costs more to provide you with a safer RV and protect the environment – but at Lance – it's how we do business. Even our literature is printed on FSC (Forest Stewardship Council) approved paper which uses recycled products protecting our forests for generations to come.

At Lance, our Eco contribution is attuned to the breath of Mother Earth – conforming to nature rather than the other way around.

Environmentally Friendly from the Ground Up.


Selected Standard+Optional Features



12 Volt Disconnect provides for easy power shut-off



Abundant Storage is found in every nook and cranny on your Lance trailer



Aluminum Wheels look good, are lighter and dissipate heat better



Black Tank Flush is a sprayer hookup for thoroughly cleaning your black holding tank



iPod Connector allows your Apple™ devices to connect with your RV stereo system



Swivel Rockers are available on the 2285 and replace the sofa bed



Power Awnings make setting up your campground a breeze

Front Window with Rock Guard features a window covering that protects it on the road and doubles as an awning while camping



Bed-Maid makes bed making easy with dual sided comforters for all-weather comfort



Phat Ladder gives you access to the "Walk-On Roof" (except 1575)



Hitch Light makes it easy to hitch-up in the dark



The 1575 Tent Option adds room for 2 with the amenities of a trailer and the feeling of being outdoors



LED Lighting replaces incandescent reducing power usage and is eco-friendly



Easy-Release Tire Carrier is quick and easy. No need to crawl under the trailer to release the spare tire if needed



2-Way Refrigerator allows operation from propane or 110 volt sources



Power Stabilizer Jacks get your trailer stabilized on your campsite easily



Easy Propane Access Flip-up top cover allows you to easily turn on or off



Cable/Satellite Hook-Ups allow both cable and satellite TV without switching cables on the TV



Fan-Tastic Vent allows for air circulation out of the trailer



Exterior BBQ Hook-Up makes grilling fast, safe and easy at the campground



Solar Power recharges your batteries when you're living off the grid

Specifications+Standards+Options

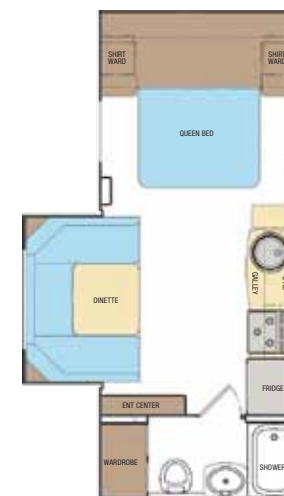
	1575	1685	1985	1995	2185	2285	2295	2385
Floor Length	15' 5"	16' 3"	18' 10"	19' 3"	21' 2"	22' 6"	22' 6"	23' 6"
Overall Length	19' 6"	20' 9"	23' 4"	23' 9"	25' 8"	27' 0"	27' 0"	28' 0"
Width (Exterior)	84 3/8"	96 3/8"	96 3/8"	96 3/8"	96 3/8"	96 3/8"	96 3/8"	96 3/8"
Height (Interior)	78"	78"	78"	78"	78"	78"	78"	78"
Dry Weight	2575	3405	3660	3700	3930	4150	4185	4720
Hitch Weight	230	275	335	260	500	415	450	430
Cargo Capacity	925	1995	2040	2000	2070	1850	1815	1980
GVWR	3500	5400	5700	5700	6000	6000	6000	6700
Fresh Water, Gallons	26	45	45	45	45	45	45	45
Grey Water, Gallons	26	45	45	45	45	2/45	45	2/45
Black Water, Gallons	25	45	45	45	45	45	45	45
Propane Capacity, Tanks/Gallons	1/5	2/5	2/5	2/5	2/5	2/5	2/5	2/5
Sleeping Capacity, Min/Opt Max	4	5	4	4	7	6	4	4



Model 1575



Model 1685



Model 1985



Exterior	1575	1685	1985	1995	2185	2285	2295	2385
Laminated Fiberglass Bonded Exterior W/Azdel Substrate	•	•	•	•	•	•	•	•
Manual Tongue Jack	•	•	•	•	•	•	•	•
Electric Stabilizer Jacks	0	0	0	0	0	0	0	0
Electric Tongue Jack	0	0	0	0	0	0	0	0
Aluminum Wheels W/Radial Tires	•	•	•	•	•	•	•	•
Spare Tire Carrier	•	•	•	•	•	•	•	•
Spare Tire	0	0	0	0	0	0	0	0
Single Aluminum Step	•							
Double Step *2		•	•	•	•*	•*	•	•
Radius Slider Tinted Windows (Tempered)		•	•	•	•	•	•	•
Radius Acrylic Tinted Thermopane Euro Windows	•							
Radius Tinted Insulated Dualpane Sliding Windows (Tempered)		0	0	0	0	0	0	0
Acrylic Tinted Thermopane Front Window	•							
Front Window W/Rockguard		0	0	0	0	0	0	0
Ladder		0	0	0	0	0	0	0
LED Tail, License and Back-Up Lights	•	•	•	•	•	•	•	•
Diamond Plate Lower Front Stone Guard	•	•	•	•	•	•	•	•
Radius Cornered Storage Compartment Doors	•	•	•	•	•	•	•	•
Radius Entry Door W/Window	•	•	•	•	•	•	•	•
Roof Vent in Bed and Living Areas	•	•	•	•	•	•	•	•
Skylight in Galley/Dinette Area	•	•	•	•	•	•	•	•
Exterior Wash Station	•	•	•	•	•	•	•	•

	1575	1685	1985	1995	2185	2285	2295	2385
Exterior Kitchen								•
Exterior Propane Connection	•	•	•	•	•	•	•	•
Swing-Out Entry Assist Handle	0	•	•	•	•/2	•/2	•	•
Pull-Out Storage Tray	0	0	0	0	0	0	0	0
Awning Slide-Out Cover	0	0	0	0	0	0	0	0
Power Rollout Awning	10'	12'	16'	16'	18'	18'	18'	18'

Construction/Insulation

One-Piece TPO Roof	•	•	•	•	•	•	•	•
One-Piece Fiberglass Roof	•							
Laminated, Insulated Floor and Ceiling	•	•	•	•	•	•	•	•
Block Foam Insulation Throughout	•	•	•	•	•	•	•	•
Aluminum Framed Walls with Azdel substrate	•	•	•	•	•	•	•	•
Aluminum Framed Floor and Ceiling	•	•	•	•	•	•	•	•
Azdel Interior Panel Walls	•	•	•	•	•	•	•	•

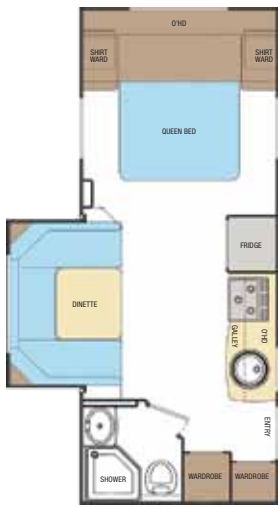
Interior Decor

Sofa Bed								•
Swivel Rockers						0/2	•/1	
Hardwood Framed Flat Panel Cabinet Doors	•	•	•	•	•	•	•	•
Hardwood Raised Panel Cabinet Doors (O'Head Cabinets)	•	•	•	•	•	•	•	•
Decorative Pull Cabinet Hardware	•	•	•	•	•	•	•	•
Lite-Ply Cabinet Construction	•	•	•	•	•	•	•	•
Valance Boxes	•	•	•	•	•	•	•	•

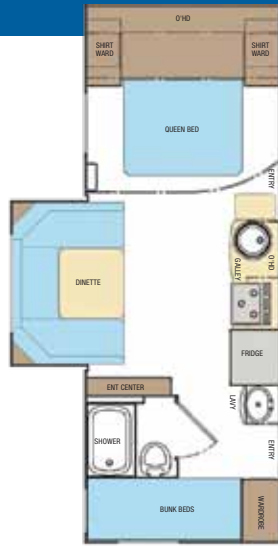
	1575	1685	1985	1995	2185	2285	2295	2385
Valances Attached to Interior Window Treatment	•							
Mini-Blinds in Galley and Living Area	•	•	•	•	•	•	•	•
Day/Night Shade in Dinette	•	•	•	•	•	•	•	•
Mini-Blinds in Bedroom	•	•	•	•	•	•	•	•
Combo Screen/Shade on Windows	•							
Day/Night Shades for Living Area & Bedroom	0	0	0	0	0	0	0	0
Insulated Hatch Covers	0	0	0	0	0	0	0	0
Wall Clock and Key Hanger	•	•	•	•	•	•	•	•

Galley/Appliances & Equipment

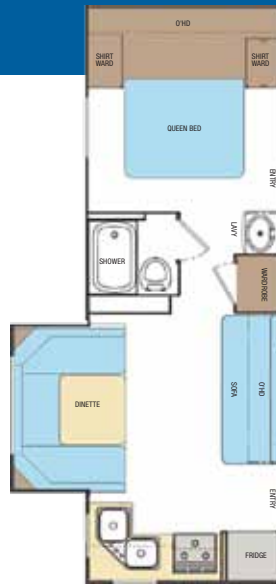
3-Burner Range	•	•	•	•	•	•	•	•
3-Burner High Output Range W/Oven & Cover - 21" Oven	0	0	0	0	0	0	0	0
Microwave Oven	0	0	0	0	0	0	0	0
Refrigerator (Cu Ft) 2-Way Double Door	6	6	6	6	6	6	6	6
Refrigerator (Cu Ft) 3-Way Double Door	5							
Upgrade Refrigerator Door Panels	•	•	•	•	•	•	•	•
Furnace BTU	18M	25M	25M	25M	25M	25M	25M	25M
Furnace - Dual BTU - 15/22	0	0	0	0	0	0	0	0
LP Tank Cover	•	•	•	•	•	•	•	•
Range Hood W/Light & Fan	•	•	•	•	•	•	•	•
Laminate Counter Tops and Tables	•	•	•	•	•	•	•	•
Folding Galley Extension					•	•	•	•
Single Sink with Pull-Out Sprayer	•	•	•	•				
Double Sink with Pull-Out Sprayer								•



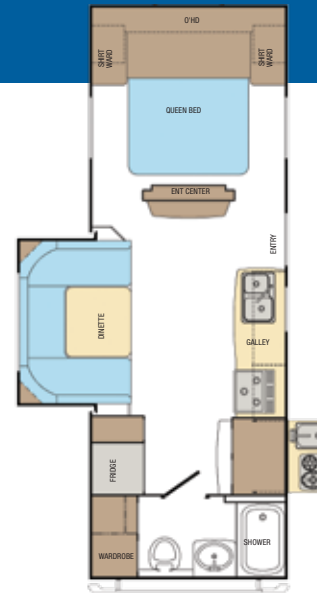
Model 1995



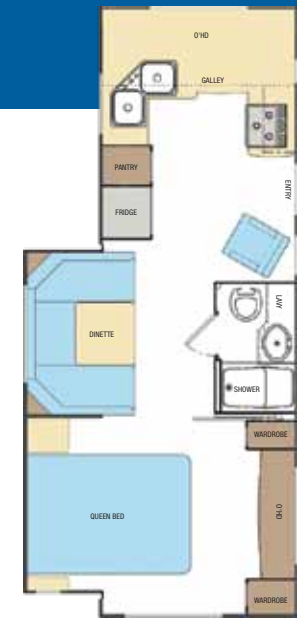
Model 2185



Model 2285



Model 2295



Model 2385



	1575	1685	1985	1995	2185	2285	2295	2385
Sink Cover	•	•	•	•	•	•	•	•
Magazine and Spice Racks - Wood	•	•	•	•	•	•	•	•

Fresh and Waste Water Systems

Water Pump W/In-Line Filter	•	•	•	•	•	•	•	•
Tankless Water Heater	•	0	0	0	0	0	0	0
Water Heater Gas/Electric/DSI	0	•	•	•	•	•	•	•
Water Heater Bypass and Winterizing Valve	0	0	0	0	0	0	0	0
Winterizing Valve	•							
Enclosed, Insulated & Heated Fresh Water Tank	•	•	•	•	•	•	•	•
Enclosed, Insulated & Heated Holding Tanks	0	0	0	0	0	0	0	0

Bathroom

Marine Toilet - Foot Pedal - Porcelain	•	•	•	•	•	•	•	•
Marine Toilet - Foot Pedal - Plastic	•							
Black Tank Flush	•	•	•	•	•	•	•	•
Tub	•							
Shower Pan	•	•	•	•	•	•	•	•
Medicine Cabinet W/Mirror Door	•	•	•	•	•	•	•	•
Mirror on Bath Door	•	•	•	•	•	•	•	•
Folding Lavy Extension					•			
Shower Curtain W/Tieback	•	•	•	•	•	•	•	•
Skylight - Dual Pane	•	•	•	•	•	•	•	•
Ducted Heat	•	•	•	•	•	•	•	•

Dinette

Dinette W/Reversible Cushions	•	•	•	•	•	•	•	•
Roll-Out Storage Drawers	0	•	•	•	•	•	•	•

Bedroom

Deluxe Queen Innerspring Mattress W/Pillow Top	•	•	•	•	•	•	•	•
Bedsprad	•	•	•	•	•	•	•	•
Headboard		•	•	•	•	•	•	•
Convertible Sofa/Queen Bed			0	0	0			
Bed-Maid	0	0	0	0	0	0	0	0
Overhead Cabinet Bunk		•						
Fold-Up Bunk Beds						•		
Fold Down Tent Bed W/Bed Pads	0							
LED Reading Lights	•	•	•	•	•	•	•	•
Privacy Curtain		•	•	•	•	•	•	•
Privacy Divider Doors					•	•	•	•

Electrical

Systems Monitor Panel	•	•	•	•	•	•	•	•
Battery Condition Indicator - LED	•	•	•	•	•	•	•	•
55 Amp Converter/Loadcenter		•	•	•	•	•	•	•
45 Amp Converter/Loadcenter	•							
LED Interior Lighting - Ceiling	•	•	•	•	•	•	•	•
Incandescent Interior Lighting - Under Overheads	•	•	•	•	•	•	•	•

Storage Compartment Lighting

Single Battery Rack with Manual Disconnect	•	•	•	•	•	•	•	•
Dual Battery Rack with Manual Disconnect	•	•	•	•	•	•	•	•
Wall Switched Lighting	•	•	•	•	•	•	•	•
Vanity Lighting Over Medicine Cabinet	•	•	•	•	•	•	•	•
Pre-Wired for Roof A/C	•	•	•	•	•	•	•	•
A/C - Coleman 9 Low Profile Wall Control	0	0	0	0	0	0	0	0
A/C - Coleman 13.5 Low Profile Wall Control	0	0	0	0	0	0	0	0
Wall Thermostat	•	•	•	•	•	•	•	•
Pre-Wired for Fantastic Vent	•	•	•	•	•	•	•	•
Fantastic Roof Vent	0	0	0	0	0	0	0	0
Power Roof Vent in Bath	•	•	•	•	•	•	•	•
Pre-Wired for TV Ant/Park/Sat Cable	•	•	•	•	•	•	•	•
TV Antenna HD	•	•	•	•	•	•	•	•
AM/FM/DVD Stereo W/Int and Ext Speakers	•	•	•	•	•	•	•	•
TV 24" (12 Volt)	0	0	0	0	0	0	0	0
TV 32" (12 Volt)								0
Fireplace								0
LED Patio Light - Switched	•	•	•	•	•	•	•	•
LED Hitch Light - Switched	•	•	•	•	•	•	•	•
Solar Panel - 160 Watt	0	0	0	0	0	0	0	0
Exterior 110V Patio Outlet	•	•	•	•	•	•	•	•

Lance Design and Construction. **The Legacy of Quality Begins Here.**

The roof is made of energy-star rated TPO with vents that clamp in place eliminating screws and potential leaks. Integrated rain gutters and drip spouts prevent the sides of your coach from streaking.

Rigid block foam insulation yields maximum "R" value and resists sagging and promotes structural strength.

Interiors are constructed of Lite-Ply™ imported from Europe. This superior product is solid, lighter and stronger providing increased "R" value, beauty and durability.

3D advanced CAD engineering creates precise plans that run CNC machinery. The result is that every part is perfect every time.

High quality fiberglass exterior panels are laminated under intense pressure with heat-setting adhesives for years of trouble-free service.

Keeping it all together are stainless steel fasteners. Unlike our competitors, this expensive hardware resists corrosion making for a lasting investment.

Engineered super lightweight powder coated tempered steel custom chassis Huck bolt construction eliminates weak and rust-prone welds.

Heavy duty rubber torsion-bar suspension axles with EZ-lube bearings insure a smooth ride and easy maintenance, and self adjusting brakes.

Lance's aluminum framed superstructure provides for an extremely solid trailer that is also light-weight.


Slideout rooms use Schwintek™ hardware for smooth, dependable operation. Lighter in weight than other mechanisms, they're also smaller allowing for more living space.

Lance uses more expensive Azdel™ in place of Luan wood virtually eliminating mold and mildew. It's also lighter and has a better "R" value for superior insulation.

All seals use an anti-wicking material to prevent moisture from transferring to the laminate walls.

...and goes on the road with you.

4 Seasons All Weather Package



Do you really want to truly get away from it all? Well you can with the Lance Four Seasons Certified option package which includes a water heater bypass and winterizing valve, insulated hatch covers, heated enclosed holding tanks and dual pane insulated windows.

When your Lance Trailer is equipped with the 4 Seasons All Weather Package, you'll be "extreme weather ready". So while other campers have their RVs in storage – you'll be enjoying the wilderness all year round.

Go ahead. Get away. Far, far away.



Insulated Hatch Covers snap easily in place. These thick and dense insulating covers block the heat and cold that can come through the hatches.



The holding tanks are not only insulated but are part of the advanced Lance ducted heating system. Even the holding tank valves and water drain are insulated to protect your plumbing systems from freezing temperatures.



A dual stage 15,000 / 22,000 BTU furnace not only keeps you warm in sub-freezing temperatures – Lance is the only trailer to feature this quiet-running furnace that burns less fuel by automatically selecting how much heat is needed.



Dual pane windows are proven in their insulating properties. Not only do they increase the "R" value, they look great and offer more sound proofing over standard windows. The dark tint also repels heat and protects interior fabrics.



The water heater features a bypass and winterizing valve to make storing of your trailer easy. This feature protects your system for optimal performance and longer-life.

Towing+Compatibility

These are general guidelines to use when matching a trailer to your tow vehicle assuming standard equipment on your trailer. Whether any travel trailer can be used with your vehicle and its capacities for carrying and/or towing is effected by how much optional equipment is added to the trailer, and the weight of passengers and all other items you carry in your tow vehicle and trailer.

And because we're unfamiliar with your tow vehicle, Lance makes no warranties or representation – express or implied – as to performance or reliability of your tow vehicle with a Lance trailer. For professional guidance, always consult with your Factory Authorized Lance Dealer. They're trained in properly calculating proper matches between tow vehicles and trailers.

3,500 Pound Tow Rating



Model: 1575

5,000 Pound Tow Rating



Models: 1575, 1685, 1985, 1995

6,000 Pound Tow Rating



Models: 1575, 1685, 1985, 1995, 2185, 2285, 2295, 2395

2 YEAR STRUCTURAL LIMITED WARRANTY

In addition to the one (1) year Limited Warranty Period, Lance agrees to extend the warranty to two (2) years from the date of purchase (the "Warranty Period") for the structural integrity of the Trailer sidewalls, roof, floor, front wall, rear wall and chassis. This does not include electrical systems, plumbing, cabinets, gas systems, axles, tires or brakes, and further does not include any systems, components or other items excluded under the warranty provided during the one (1) year Limited Warranty Period.

This extended warranty covers Lance Trailers manufactured on or after April 1, 2013.

The 2014 LANCE TRAVEL TRAILER BROCHURE. ©2013 Lance Camper Manufacturing Corporation (LCMC). All rights reserved. Lance, the Lance logomark, the Lance logomark with chevron, America's Favorite Truck Camper, RV: Recreational Versatility, The Most Versatile RVs On The Planet, America's Favorite Campers – Earth's Most Versatile RVs, The Lance Look, Lance Custom Design, Bed-Maid, LanceLock, Living The Lance Life, SportsCamper and other exclusive Lance product names, marks or designations are trademarks, service marks or registered trademarks of LCMC. All other marks are property of their respective owners. **All product data, graphics and photography, illustrations and/or renderings in this book were as accurate as possible at press time. Subsequent refinements during the model year may be evident in the actual product. LCMC reserves the right to change prices, colors, materials, equipment and specifications without notice – as well as to add, modify or discontinue models shown in promotional materials and/or on its websites.** All weights, fuel and liquid capacities are approximate and dimensions are nominal. LCMC has designed its travel trailers to provide a variety of potential users for owners. Each model features optimum living, storage, fluid, seating and sleeping capacities. Though each owner enjoys this potential, ultimately, it's that purchaser's sole responsibility to select the proper Lance travel trailer and towing equipment appropriate to their tow vehicle without exceeding safe operating and towing capacities. Your Factory Authorized Lance Dealer can advise you of the operating parameters for your particular situation, and can confirm prices and product specifications material to your purchase decision. See website for full warranty information. Brochure printed in the USA on FSM paper. 40M. 1013. Rev1.

