



ULTRA POSH GAS CLASS A COACH

WINDSPORT

MANUFACTURED BY THOR MOTOR COACH

MORE INFO AT: 

WINDSPORT-RV.COM



HIGH-DEFINITION EXTERIOR FINISH



STANDARD GRAPHICS



HIGH-DEFINITION EXTERIOR FINISH



POMEGRANATE FULL BODY PAINT



AUTUMN FIRE HD-MAX™



SMOKEY GRANITE FULL BODY PAINT



SAND DOLLAR HD-MAX™



ALMOND BISCOTTI



CARAMEL LATTE



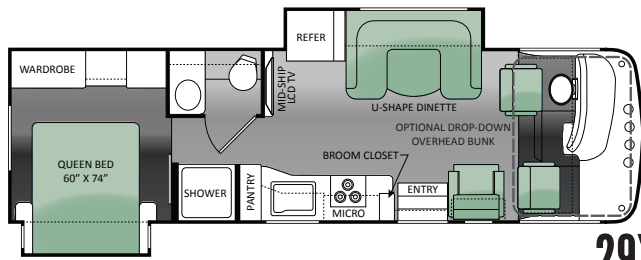
CHOCOLATE CHERRY



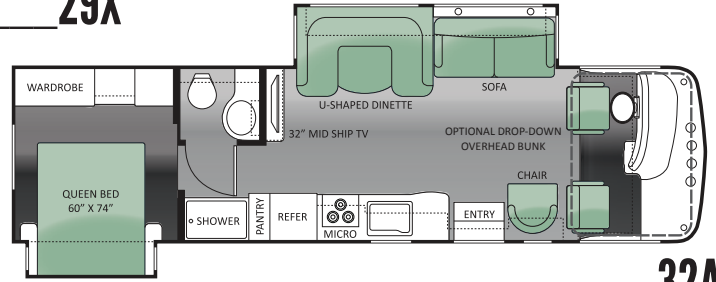
OLYMPIC CHERRY



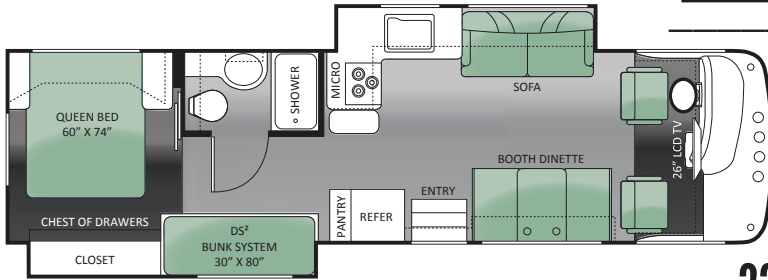
VINTAGE MAPLE



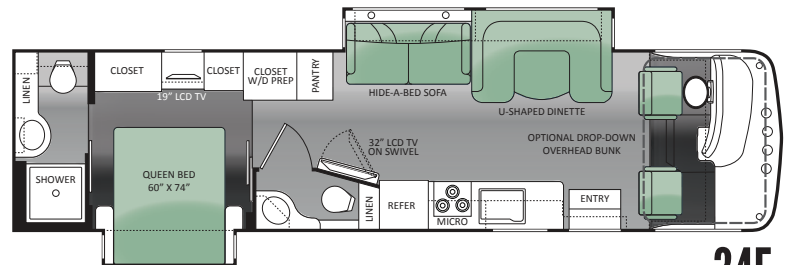
29X



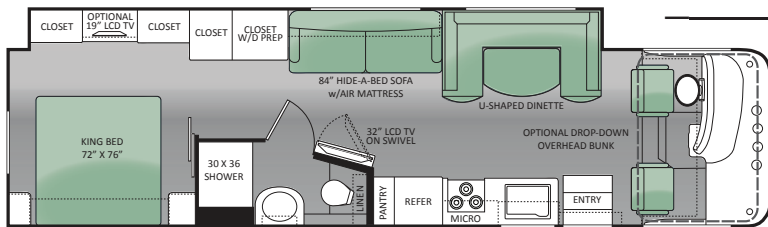
32A



33G



34E



34F



MODEL

	29X	32A	33G	34E	34F
Chassis	Ford	Ford	Ford	Ford	Ford
Gross Vehicle Weight Rating (GVWR)	18,000	18,000	18,000	22,000	22,000
Gross Combined Weight Rating (GCWR)	23,000	23,000	23,000	26,000	26,000
Wheel Base	190"	208"	208"	228"	242"
Exterior Length (without ladder)	30'-10"	33'	33'-4"	35'-5"	35'-10"
Exterior Height (with air conditioning)	11'-11"	11'-11"	11'-11"	11'-11"	11'-11"
Exterior Width (without mirrors)	99"	99"	99"	99"	99"
Awning Size (manual/electric)	16'/14'	18'/18'	12'/11'-6"	--/16'	--/19'
Fuel (gallons)	80	80	80	80	80
LPG (pounds)	88	88	88	88	88
Fresh /Grey/Waste Water (gals)	50/44/32	50/44/32	50/43/43	50/44/32R, 43F	50/43/40
Water Heater (gallons)	6	6	6	6	6
Furnace (BTUs)	34,000	34,000	34,000	34,000	34,000
Exterior Storage Capacity (cubic feet)	62.3	80.4	63	56	TBD

IMPORTANT - PLEASE READ: Information published within this brochure reflects product design, fabrication, material, components and specifications at the date of printing. If your vehicle was manufactured before this brochure was published this information may not be accurate because vehicles assembled before the brochure was published may not have the same design, fabrication, materials, components and specification as represented in the brochure. If your vehicle was manufactured after this sales brochure was published the representations may not be accurate because, for product improvement reasons, we reserve the unilateral right, at any time, without prior notice, to make changes in product design, material, components and specifications. The date the brochure was published [i.e. "Julian date"] is set forth on the last page of the brochure. IF CERTAIN INFORMATION PUBLISHED WITHIN THIS BROCHURE IS SIGNIFICANT TO YOUR PURCHASING DECISION, PLEASE CONSULT WITH YOUR SELLING DEALERSHIP TO CONFIRM THAT THE INFORMATION IS ACCURATE WITH RESPECT TO THE VEHICLE YOU ARE CONSIDERING PURCHASING. Photographs in the brochure may depict optional equipment or may only be available in certain floor plans. We reserve the right to make changes in prices and models and to discontinue models without notice or obligation. Components, appliances and the chassis may have been manufactured in a calendar year before the vehicle's designated model year. All capacities are approximate. The actual length of the vehicle may differ from that indicated in the brochure due to variances in the manufacturing processes and/or installed components. All dry weights are based on standard model features and do not include optional features or equipment. Components, appliances and features may differ to conform to local codes. Due to EPA environmental restrictions, engine power and torque ratings may change during any model year. The Thor Motor Coach logo and its design are registered trademarks. Other products and company names are trademarks and/or registered trademarks of their respective manufacturer. While the color of the motorhome's exterior and the interior fabrics depicted in this brochure are fair and reasonable depictions, the colors depicted may not be exact match of the actual colors because of variances in photo processing and printing. Component part and appliance manufacturers issue limited warranties covering portions of the vehicle not covered under the limited warranty we issue. To learn specific details regarding warranty coverage please consult your selling dealership or review the warranty packet inside the vehicle.

STANDARD FEATURES AND OPTIONS

CONSTRUCTION & EXTERIOR

- One-Piece Fiberglass Front & Rear Caps
- Slick Fiberglass Exterior Sidewalls
- Exterior Graphics Package
- Rear Mega Storage Compartment (N/A 33G)
- Seamless Roto-Cast Storage Compartments
- Lighted Storage Compartments
- Side Hinged Flush Mount Radius Luggage Doors (In Select Areas)
- Electric Power Patio Awning
- Slideout Toppers
- Roof Ladder
- Rubber Tread Entry Steps
- Automatic Electric Entry Step
- Outside Shower

CONSTRUCTION & EXTERIOR OPTIONS

- Full Body Paint Package
- HD-Max™ Exterior Package with Premium Gel-coat Finish & Chrome Mirrors
- Automatic Leveling Jacks with Touch Pad Controls (ST D 32A, 33G, 34E & 34F)
- Dual Pane Windows

AUTOMOTIVE & COCKPIT

- Premium AM /FM Dash Radio with CD Player & LCD Back-up Monitor with Camera
- Dash Fans
- Generator Start Switch
- Leatherette Driver & Passenger Captain's Chairs
- Deluxe Exterior Mirrors
- Fog Lights
- 19.5" Tires with Stainless Steel Wheel Liners
- 5,000 lbs Trailer Hitch with 7-way Connector

AUTOMOTIVE & COCKPIT OPTIONS

- Six-Way Power Driver Seat
- Heated/Remote Exterior Mirrors with Integrated Side View Cameras

INTERIOR

- Residential Linoleum (Galley, Bath & Entry Way)
- Residential Linoleum Throughout (34F Only)
- Metal Entry Grab Handle

- 13,500 BTU Roof Air Conditioner (Front)
- Hardware with Oil Rubbed Bronze Finish
- Leatherette Hide-a-Bed Sofa with Air Mattress (N/A on 29X)
- Leatherette Euro-Recliner with Kick-out Ottoman (29X & 32A Only)
- Leatherette U-Shaped Dinette (N/A 33G)
- Booth Dinette with Built-in Cup Holders (33G Only)
- Night Shades

INTERIOR OPTIONS

- 13,500 BTU Roof Air Conditioner - Rear (STD 34E & 34F) (Requires 5,500 kilowatt Generator)
- Electric Overhead Hide-Away Bunk (N/A 33G)
- Vintage Maple Cabinetry
- Olympic Cherry Cabinetry

KITCHEN

- Double-Door Refrigerator
- 3-Burner High-Output Gas Cooktop with Oven
- Microwave Oven - 30" OTR
- Laminate Countertops
- Large Double Bowl Sink with Double Handle Kitchen Faucet
- Flip-up Countertop Extension (33G Only)
- Roll-out/Flip-up Countertop Extension (32A & 34E)
- Pantry
- Full Extension Metal Drawer Guides

KITCHEN OPTIONS

- Solid Surface Kitchen Countertops with Pressed Dinette Top
- Fantastic Fan

ENTERTAINMENT

- 32" LCD Television in Living Room (N/A 33G)
- 26" LCD TV in Front Overhead (33G Only)
- Cable Television Prep
- HD/DSS Satellite Prep

ENTERTAINMENT OPTIONS

- 19" LCD Television in Bedroom
- Dual 13" LCD Televisions with DVD Player in Bunk Beds (33G Only)

- Exterior Entertainment Center with 32" LCD Television (34F Only)
- Exterior Kitchen (34F Only)

BEDROOM & BATHROOM

- Queen Bed - Denver Mattress Sleep System*
- King Bed - Denver Mattress Sleep System (34F Only)*
- Bedspread & Pillow Shams
- Bunk Beds in Hallway Slideout (33G Only)
- China Bowl Toilet
- Shower with Glass Door

SAFETY & CONVENIENCE

- Entry Door with Deadbolt Lock
- Systems Control Center
- Smoke, LPG & Carbon Monoxide Detectors
- Fire Extinguisher

SAFETY & CONVENIENCE OPTION

- Valve Stem Extenders on Rear Tires

ELECTRICAL & PLUMBING

- Onan RV QG 4000 Gas Generator (N/A 34E & 34F)
- Battery Disconnect Switch
- Second Auxiliary Battery
- Emergency Start Switch
- 30-amp Service with Marine Type Detachable Power Cord (N/A 34E & 34F)
- 6-gallon Gas Water Heater (N/A 34E & 34F)
- Water Heater Bypass System
- Stackable Washer/Dryer Prep (34E & 34F Only)

ELECTRICAL & PLUMBING OPTIONS

- Onan RV QG 5500 Gas Generator with 50-amp Service & 6-gallon Gas/Electric Water Heater (ST D 34E & 34F)
- Holding Tanks with Heat Pads



WINDSPORT



SCAN THE QR CODE WITH YOUR SMART PHONE

YOUR LOCAL TMC DEALER:



Go RVing.