

U L T R A L I T E

WINNEBAGO



Why Ultralite?

- Three spacious floorplans with dual-slideouts
- Radius ceilings and large windows create open living space
- Impressive galley with solid surface countertops, abundant pantry storage and center island (NA 31BHDS)
- Bedroom suite with 80" walk-around queen bed
- Full-size bathroom with double shower in 27RBDS
- Aerodynamic styling and lightweight aluminum structure

Lightweight Towability with a Touch of Class



On the Cover: 27RBDS with Champagne Exterior

27RBDS Java Décor with Delight Maple Cabinetry

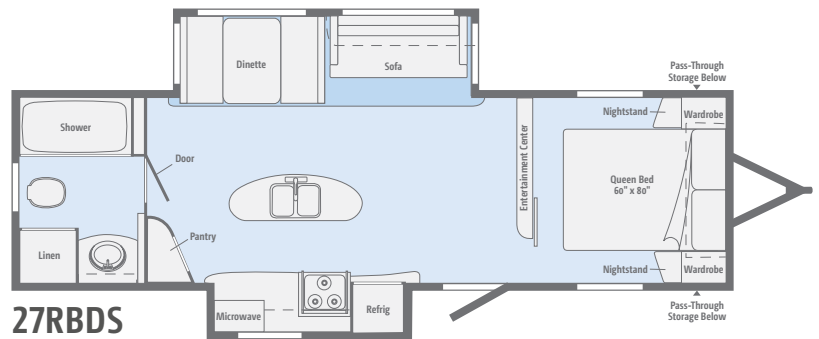
We are proud to introduce the all new Winnebago® Ultralite™. With spacious layouts and thoughtful amenities, you'll feel at home like no other lightweight available. Consider cool and efficient LED lighting, solid surface countertops, large pantries, wardrobes, and bathrooms – the 27RBDS even has a double shower and a true queen-sized (60" x 80") bed with a luxury memory foam mattress. The aerodynamic shape and enclosed underbelly provide exceptional "wind-slip," reducing drag and increasing fuel economy, while the Stable-Track axle design smooths out your ride and reduces sway caused by crosswinds or passing traffic. Everything about the Winnebago Ultralite lives up to the reputation of its iconic namesake as the industry standard for quality and innovation.



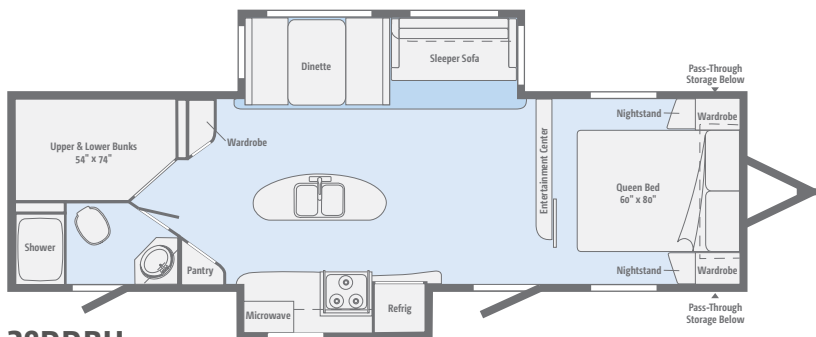
The Flex Bed System allows you to easily convert the tri-fold sofa into a double bed with no air mattress to go flat and no springs or bars in your back.

Weights & Measures

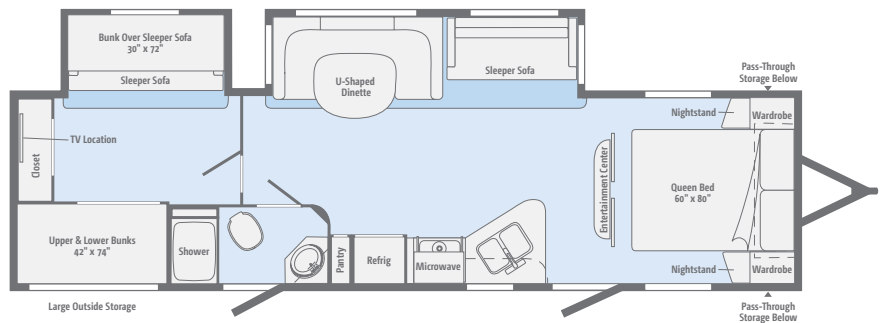
	27RBDS	28ddbH	31BHDS
Exterior Length	30'7"	33'10"	35'6"
Exterior Height	10'10"	10'10"	10'10"
Exterior Width	8'	8'	8'
Interior Height	6'9"	6'9"	6'9"
Dry Weight (lbs.)	5,990	6,740	7,220
Hitch Weight (lbs.)	760	760	790
GVWR (lbs.)	7,760	9,560	9,590
Carrying Capacity (lbs.)	1,010	2,820	2,370
Awning Length	19'	19'	20'
Fresh Water Capacity (gal.)	56	56	56
Black Water Capacity (gal.)	33	33	33
Gray Water Capacity (gal.)	66	66	66



27RBDS



28ddbH



31BHDS

Specifications

CONSTRUCTION

- Welded Aluminum Construction with Laminated Floor and Sidewalls
- High-Gloss, Gel Coat, Fiberglass Exterior
- Full Radius Roof with One-Piece, Seamless EPDM Membrane
- All Aluminum Roof Trusses
- Double Wiper Seal System on all Slideouts
- Powder-Coated, Forged Steel I-Beam Frame with Full-Width Outriggers
- Enclosed, Heated Underbelly

EXTERIOR FEATURES

- Aerodynamic Front Profile
- Champagne-Colored Exterior with Color-Matched Rubber Roof
- Dometic® Patio Awning
- Lighted "Ultra" Pass-Through Storage with Slam-Latch Baggage Doors
- Roof-Mounted Digital TV Antenna
- Separate Cable and Satellite Hookups
- Outside TV Hookup Under Awning
- Marine-Grade Exterior Speakers
- Front Diamond Plate Rock Guard
- Powder-Coated Aluminum Fenders
- Frameless, Tinted Safety Glass Windows
- 4 Stabilizer Jacks
- Hitch Light

- Switched Light in Utility Area
- Triple Entry Steps
- Spare Tire Carrier and Cover
- Exterior Spray Port
- Black Tank Flush
- Large Swing-Out Door Handle
- Stable-Track Spread Axle Design
- EZ Lube Hubs
- 15" Nitro-Fill Radial Tires
- LP Bottle Cover with Valve Access
- Detachable 30-amp. Power Cord

Optional

- Slam-Latch Luggage Doors
- 12V Awning
- 12V Awning with LED Light
- 12V Tongue Jack
- 12V Stabilizer Jacks
- 15" Aluminum Wheels
- Outdoor Kitchen (NA 27RBDS, 28ddbH)

INTERIOR FEATURES

- Radius Ceiling – 6'9" at the Center
- Energy Efficient LED Lighting
- True Queen (60" x 80") Deluxe Memory Foam Mattress
- Adjustable LED Reading Lights in Master Bedroom

- Pre-Drilled and Screwed Solid Wood-Core Cabinet Frames with Hardwood Doors and Drawer Faces
- Hardwood Slideout Fascia
- Nickel Door and Drawer Hardware
- Residential-Style Pennant Lights (select models)
- Full-Extension Steel Ball Bearing Drawer Guides
- Large Galley Pantry
- Solid Surface Countertop
- Large Kitchen Sink with Covers
- Pull-Out Sprayer Faucet in Galley
- Microwave with Turntable
- Automotive Touchscreen AV System with AM/FM/CD/DVD/USB/MP3 and Bluetooth™
- All-in-One Systems Control Panel
- Custom Wooden Medicine Cabinet
- 12V Exhaust Fan in Bathroom
- Skylight Over Shower
- Porcelain Toilet

Optional

- 32" TV
- Night Shades
- Tri-Fold Hide-A-Bed Sofa
- Freestanding Table and Four Chairs
- Dual-Pane Windows

APPLIANCES

- Large 2-Door Refrigerator
- 6-gal. Gas/Electric DSI Water Heater with Quick Recovery Mode
- High-Capacity Gas Furnace
- 3-Burner Range Top
- Ranger Hood with Light
- Water Heater Bypass
- High-Capacity Water Pump
- 13,500 BTU Ducted Air Conditioner
- 55-amp. Converter

Optional

- 30-lb. LP Bottles
- 15,000 BTU Air Conditioner
- 8-cu. ft. Refrigerator (NA 27RBDS, 28ddbH)

SAFETY EQUIPMENT

- Carbon Monoxide Detector
- LP Leak Detector
- Fire Extinguisher
- Dual Hitch Safety Chains
- Smoke Alarm
- Safety Glass Windows

Exterior



Exterior Graphics

Décor

Choose from three fabric collections, all with nickel door/drawer hardware and Delight Maple wood finish.

Winnebago Industries® continuing program of product improvement makes specifications, equipment, model availability, and prices subject to change without notice. Published content reflects the most current product information at time of printing. Please consult your dealer for individual vehicle features and specifications.

Havana Gold



Main



Leather



Accent



Bedspread

Onyx



Main



Leather



Bedspread

Java



Main



Leather



Accent



Bedspread



Vinyl



Carpet



Delight Maple



201 14th Street | P.O. Box 2001
Middlebury, IN 46540 | (574) 825-5250
www.winnebagoind.com

Your Ultralite Dealer:

Tow Vehicle Disclaimer. CAUTION: Owners of Winnebago of Indiana, LLC recreational vehicles are solely responsible for the selection and proper use of tow vehicles. All customers should consult with a motor vehicle manufacturer or their dealer concerning the purchase and use of suitable tow vehicles for Winnebago of Indiana, LLC products. Winnebago of Indiana, LLC disclaims any liability or damages suffered as a result of the selection, operation, use or misuse of a tow vehicle. Winnebago of Indiana, LLC'S LIMITED WARRANTY DOES NOT COVER DAMAGE TO THE RECREATIONAL VEHICLE OR THE TOW VEHICLE AS A RESULT OF THE SELECTION, OPERATION, USE OR MISUSE OF THE TOW VEHICLE.

All illustrations and specifications contained in this literature are based on the latest product information available at the time of printing. Winnebago of Indiana, LLC reserves the right to make changes to colors, materials, specifications and pricing without notice or obligation. Photography may show optional equipment available at an additional cost. Items used as props in photography are not part of the packages. All liquid capacities and weights are approximate and dimensions are nominal. Winnebago reserves the right to make changes and improvements without incorporating these changes into similar models produced at an earlier date. Consult your local, authorized Winnebago of Indiana, LLC dealer for the latest information and changes. Winnebago of Indiana, LLC continues to be a member in good standing of the RVIA.

