

# GREY WOLF



TRAVEL TRAILERS



FOREST RIVER

LEAD THE PACK.







## 26C

### IN FINN MOCHA

The Grey Wolf by Cherokee is engineered with impeccable quality, distinctive features, superior comfort and remarkable affordability. Grey Wolf offers our customers a chance to escape the ordinary and relax, to enjoy family and friends and to see nature in all its beauty and wonder. These special life moments are the reasons we take such pride in all we do.







## 23BD

### IN JOVI SUNSET

One step into the Grey Wolf, you will notice all of the stylish details and designs. Dinette cushions and valances show a soft and elegant look. The over-sized dinette window offers you tremendous views and the security of being able to keep children in sight. These features are just a few reasons why Grey Wolf stands above the rest.







## 26DBH

IN FINN MOCHA

Designed to accommodate every camping enthusiast's needs, the Grey Wolf has it all. By offering the best floor plans and features, the Grey Wolf can make your dreams a reality. Easy and light enough for your vehicle to tow, Grey Wolf makes life a little bit easier.





# 25RR

## IN FINN MOCHA

The Grey Wolf's smart design and remarkable attention to detail is what customers experience when they step inside. A deep level of pride goes into our work and we continue to push ourselves forward when it comes to innovation.







A




B




C



D




E



F



G






H

## JUST A FEW OF THE FEATURES YOU'LL LOVE

- A** Our large and spacious slide out room features comfortable dinette cushions and extra large dinette seating. Our oversized windows usher an abundance of light into the unit.
- B** Our stylish residential cabinet doors provide ample storage space for campers wishing to take a weekend getaway or a longer, extended vacation.
- C** Grey Wolf's deep, single bowl sink serves as a large basin to wash dishes or fill large pots and pans for cooking. Our high rise faucet allows you extra room to clean up with ease.
- D** The interior LED strip lighting, provided in the optional Limited Package, illuminates several areas of the unit, giving you a beautiful accent to the unit.
- E** Wooden Blinds in the slide out, which are a part of our optional Limited Package, bring a residential design to the Grey Wolf's beautiful interior.
- F** Our smooth roller glide drawers fully extend to accommodate any silverware or storage needs while providing easy access.
- G** Grey Wolf's optional Fantastic vent fan provides a powerful air flow while maintaining fresh air throughout the unit.
- H** The residential style pull out faucet can be optioned in, allowing you flexibility while cleaning up after any meal.





**[ Right ]** The graphics on the Grey Wolf are very attractive and are an eye catcher, while the lower, front diamond plate helps prevent stone chips.



- I** Grey Wolf's Power Awning , found in our optional Limited Package, provides an easy way to shade the exterior patio area with just a push of a button.
- J** The large, optional exterior scare light gives you a sense of security by illuminating the door and patio area.
- K** The elegant LED strip lighting under the awning rail is offered in the optional Limited Package. This beautiful accent lighting provides a warm and inviting glow to your patio area.
- L** Grey Wolf's Solar Prep, found in our optional Limited Package, lets you take advantage of the sunlight. Wired to accommodate most solar panels, you can give your unit an extra boost while saving on electricity.
- M** The keyless entry provided in the optional Limited Package gives you the convenience of leaving your keys while you and your family explore the wilderness.
- N** The heavy duty tongue jack found in the optional Limited Package provides you an easy way to load your trailer with a push of a button.
- O** The rear travel rack, in the optional Limited Package, is an ideal location to store coolers, bicycles and any extra items that you want to take with you on your outdoor adventure.
- P** The self- adjusting brakes and quick super lube axles are two superior features found in the optional Limited Package. These features give you added safety and convenience while enjoying your trailer.
- Q** The radial tires also found in the optional Limited Package provide a smooth ride as you head out on your outdoor excursion.





## 29VT

### IN CAIDYN DRIFTWOOD

The many bunkhouse models of the Grey Wolf provide different living options for families as well as couples.





## GREY WOLF STANDARDS & OPTIONS. LOAD YOUR TRAILER WITH LUXURY.

### WINDOWS

- Mini Blinds on All Windows
- Hard Window Valances
- Radius Windows
- Safety Glass Windows

### BEDROOM

- Wardrobe Closets
- Dual Bulb Reading Lights
- Night Stands Each Side of Bed

### KITCHEN / LIVING

- High Rise Faucet
- Self Edged Countertops and Tabletops
- Large Storage Doors
- Full Extension Roller Glide Drawers
- Monitor Panel
- Double Door Refrigerator
- Large Storage Drawer Under Cooktop
- Large, Single Bowl Kitchen Sink

### SLIDE OUT

- 40" Dinette ( Selected Floorplans)
- One Piece Slide Out Side Walls
- U- Shaped Dinette with Pedestal Legs on All Bunkhouse Models (Selected Floorplans)

### CABINETS

- Cherry Stained Shaker-Style Cabinets
- Large Overhead Cabinets
- High Grade Cabinet Handles
- Rounded Styled Cabinets

### BATHROOM

- Acrylic Bath Sinks (Large)
- Shower Curtain
- Linoleum In Bath Area

- Double Framed Tub Bases
- Large, Mirrored, Medicine Cabinet

### APPLIANCES

- High Output Cook Top
- Carousel High Output Microwave
- Digital TV Antenna With Power Booster
- 13.5 Air Conditioner
- Water Heater By Pass
- Six Gallon Turbo Water Heater

### EXTERIOR

- Large Radius Luggage Doors
- 20 lb. LP Bottles w/Cover
- Awning Drip Rail And Down Spouts
- Patio Awning
- One Piece Rubber Roof
- Upgraded Graphics
- Two-Toned Exterior Metal
- Colored Front And Rear Metal
- Outside Stereo Speakers
- Radius Entry Door
- Cable Hook up
- Outside Outlet
- Radius, Double Drop Step
- Aerodynamic Radius Front Profile
- Front Stone Guard

### CONSTRUCTION FEATURES

- 3/8" Walkable Roof Decking
- Radius Truss Roof Rafters
- 5/8" Tongue And Groove Plywood Floor
- 2" x 3" Floor Joists
- Powder Coated, Rust Resistant Frame
- R7 Fiberglass Insulation
- Linoleum Front To Back
- Roto Cast (Seamless) Holding Tanks
- 12" On Average Side Wall Stud
- Galvanized Steel High Wind Bands

### OPTIONS

- Skylight Over Dinette (Slide out models only)
- Stabilizing Jacks (Std. On Slides)
- Spare Tire w/Carrier And Cover
- 6 Gallon Gas/Electric DSI Turbo Water Heater
- Skylight Over Tub
- High Output Oven
- Dinette Drawers
- Dinette Cabinet Doors
- Black Tank Flush
- Bedroom Sliding Solid Doors
- Enclosed Underbelly
- Roof Ladder
- 15 K Air Conditioning
- Scare Light
- Flat Screen Television Set
- Gel Coated Sidewalls

- Ducted Air Conditioning (Available 22' and Over)
- 30 # LP Bottles
- Heavy Duty Plank Wood Linoleum
- Pull out Kitchen Faucet
- Outside Bar and Grill 26BH, 28BH, 28 BHKS, 29BH Only)
- Outside Shower
- Water Filtration System
- Sink Cover
- Mini Outside Kitchen (Select bunk models only)
- Pack and Play Storage Door (29 BH, 29 VT, 29 DSFB only)
- Screen wall ( 19 RR, 21 RR, 25 RR, 26 RR, 27 RR only)
- Range Cover
- RV Bed Sheet Set

# LIMITED

### OPTIONAL CHEROKEE LIMITED PACKAGE

*(See participating dealers for details)*

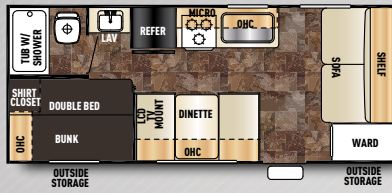
- Power Awning
- Power Tongue Jack
- Rear Flip Down Travel Rack
- Solar Prep and Wiring
- Wood Blinds ( Slide Out Models Only)
- Radial Tires
- Self Adjusting Brakes

- EZ Lube Axles
- Outside TV bracket and Hook Ups
- Deluxe High Gloss Countertops
- Interior LED Strip Lighting
- Exterior LED Strip Lighting Under Awning
- Keyless Entry
- Platinum Exterior Effects
- Premium Upgrade Furniture

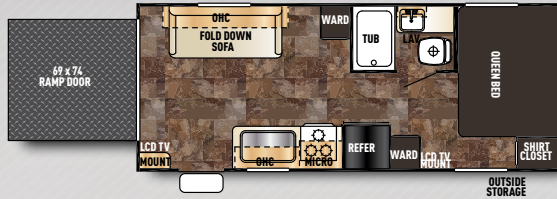


# GREY WOLF FLOORPLANS. THERE'S A PERFECT PLAN FOR EVERYONE.

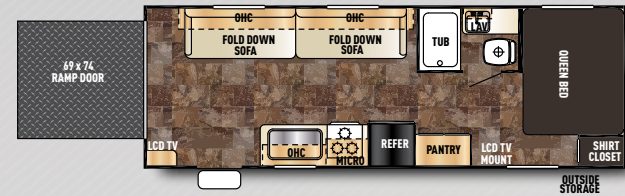
17BH



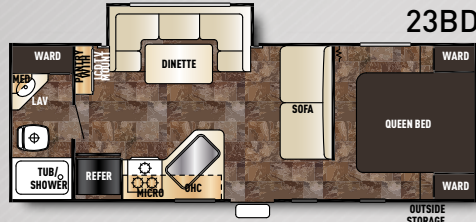
19RR



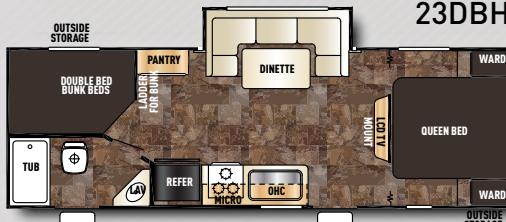
21RR



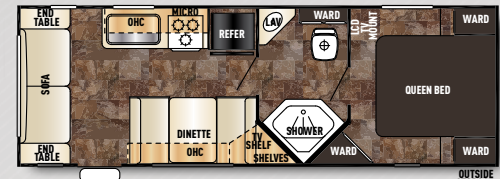
23BD



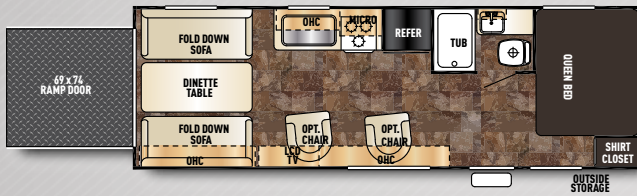
23DBH



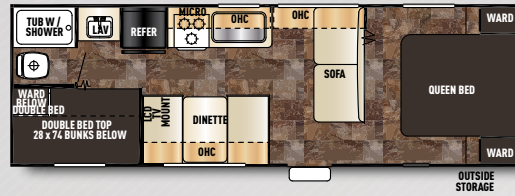
25RL



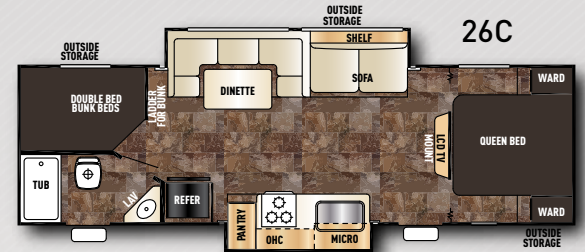
25RR



26BH



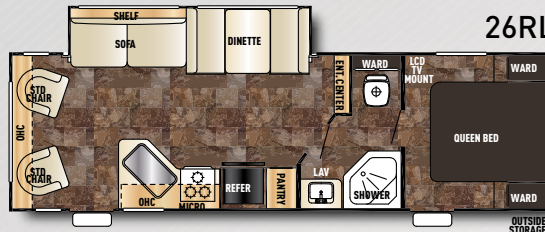
26C



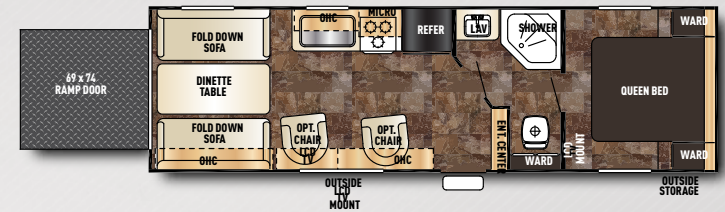
26DBH



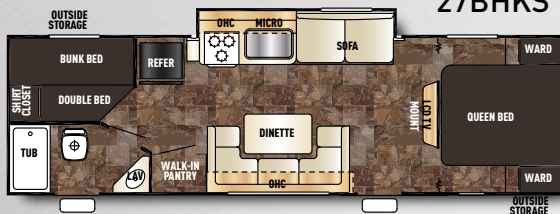
26RL



26RR



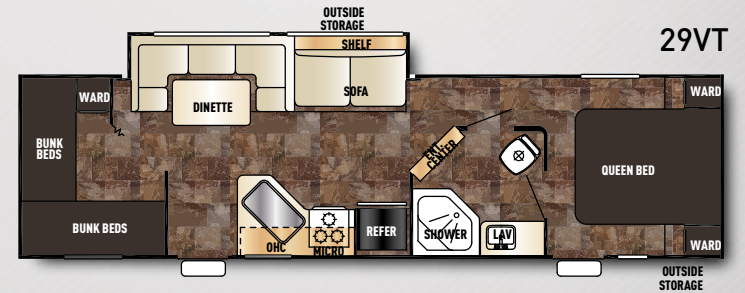
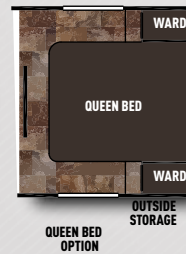
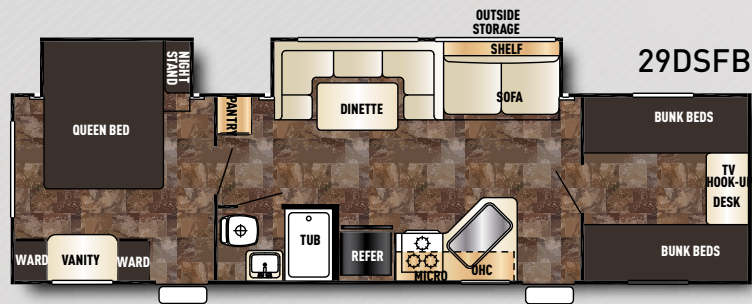
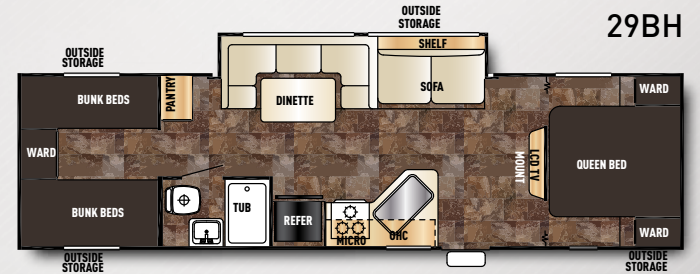
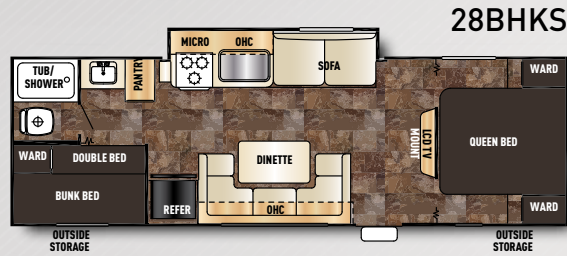
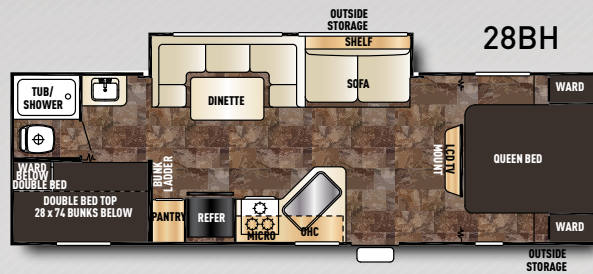
27BHKS



27RR







## GREY WOLF WEIGHTS & MEASURES. IT'S ALL IN THE DETAILS.

|                         | T17BH    | T19RR    | T21RR    | T23BD    | T23DBH   | T25RL    | T25RR    | T26BH    | T26C       | T26DBH   | T26RL    | T26RR   | T27BHKS  | T27RR   | T28BH    | T28BHKS  | T29BH    | T29DSFB  | T29VT    |
|-------------------------|----------|----------|----------|----------|----------|----------|----------|----------|------------|----------|----------|---------|----------|---------|----------|----------|----------|----------|----------|
| DRY HITCH WEIGHT        | 522 lbs  | 574 lbs  | 693 lbs  | 619 lbs  | 740 lbs  | 660 lbs  | 857 lbs  | 402 lbs  | 910 lbs    | 740 lbs  | 778 lbs  | 715lbs  | 785 lbs  | 965lbs  | 681 lbs  | 752 lbs  | 753 lbs  | 722 lbs  | 700 lbs  |
| UNLOADED VEHICLE WEIGHT | 3700 lbs | 4142 lbs | 4337 lbs | 5385 lbs | 5750 lbs | 4974 lbs | 4697 lbs | 4541 lbs | 6090 lbs   | 5750 lbs | 5711 lbs | 5110lbs | 5826 lbs | 5762lbs | 5339 lbs | 5296 lbs | 5969 lbs | 6683 lbs | 6365 lbs |
| AXLE WEIGHT             | 3178 lbs | 3568 lbs | 3644 lbs | 4766 lbs | 5010 lbs | 4314 lbs | 3802 lbs | 4139 lbs | 5180 lbs   | 5010 lbs | 4933 lbs | 4395lbs | 5041 lbs | 4797lbs | 4658 lbs | 4544 lbs | 5216 lbs | 5961 lbs | 5665 lbs |
| SHIP WEIGHT             | 3700 lbs | 4142 lbs | 4337 lbs | 5385 lbs | 5750 lbs | 4936 lbs | 4697 lbs | 4541 lbs | 6090 lbs   | 5750 lbs | 5711 lbs | 5110lbs | 5826 lbs | 5762lbs | 5339 lbs | 5296 lbs | 5969 lbs | 6683 lbs | 6365 lbs |
| GVWR W/BRAKES           | 7522 lbs | 7574 lbs | 7693 lbs | 7619 lbs | 7740 lbs | 7660 lbs | 7857 lbs | 7402 lbs | 7910 lbs   | 7740 lbs | 7778 lbs | 7715lbs | 7785 lbs | 7965lbs | 7681 lbs | 7752 lbs | 7753 lbs | 7722 lbs | 7700 lbs |
| CARGO CARRYING CAPACITY | 3822 lbs | 3432 lbs | 3318 lbs | 2196 lbs | 1952 lbs | 2686 lbs | 3160 lbs | 2861 lbs | 1782 lbs   | 1952 lbs | 2029 lbs | 2567lbs | 1921 lbs | 2165lbs | 2302 lbs | 2456 lbs | 1746 lbs | 1001 lbs | 1297 lbs |
| EXTERIOR LENGTH         | 22'2"    | 23'11"   | 27'      | 29'-2"   | 31' 7"   | 27'8"    | 28' 1"   | 29'3"    | 31'7"      | 31' 7"   | 30'-11"  | 30'8"   | 31' 7"   | 33' 4"  | 31'      | 31'      | 33'11"   | 34'10"   | 34'2"    |
| EXTERIOR HEIGHT W/ AC   | 10'5"    | 10'5"    | 10' 6"   | 10' 5"   | 10'5"    | 10'5"    | 10' 6"   | 10'5"    | 10'5"      | 10'5"    | 10'5"    | 10' 5"  | 10'5"    | 10' 6"  | 10'5"    | 10'5"    | 10'5"    | 10'5"    | 10'5"    |
| EXTERIOR WIDTH          | 97"      | 97"      | 96"      | 97"      | 97"      | 97"      | 96"      | 97"      | 97"        | 97"      | 97"      | 97"     | 97"      | 97"     | 97"      | 97"      | 97"      | 97"      | 97"      |
| BEDROOM INTERIOR HEIGHT | 78"      | 78"      | NA       | 78"      | 78"      | 78"      | NA       | 97"      | 78"        | 78"      | 78"      | 78"     | 78"      | 78"     | 78"      | 78"      | 78"      | 78"      | 78"      |
| FURNACE BTU             | 20 BTU   | 20 BTU   | 20,000   | 20 BTU   | 20 BTU   | 20 BTU   | 20,000   | 20 BTU   | 20,000 BTU | 20 BTU   | 20 BTU   | 20,000  | 20 BTU   | 20,000  | 20 BTU   | 20 BTU   | 20 BTU   | 20 BTU   | 20 BTU   |
| GREY CAPACITY           | 41 Gal   | 31 Gal   | 41-gal   | 41 Gal   | 41 Gal   | 41 Gal   | 41-gal   | 41 Gal   | 41 Gal     | 41 Gal   | 41 Gal   | 41-gal  | 41 Gal   | 41-gal  | 41 Gal   | 41 Gal   | 41 Gal   | 41 Gal   | 41 Gal   |
| BLACK CAPACITY          | 31 Gal   | 31 Gal   | 31-gal   | 31 Gal   | 31 Gal   | 31 Gal   | 31-gal   | 31 Gal   | 31 Gal     | 31 Gal   | 31 Gal   | 41-gal  | 31 Gal   | 41-gal  | 31 Gal   | 31 Gal   | 31 Gal   | 31 Gal   | 31 Gal   |
| FRESH CAPACITY          | 50 Gal   | 50 Gal   | 50 Gal   | 50 Gal   | 50 Gal   | 50 Gal   | 50 Gal   | 50 Gal   | 50 Gal     | 50 Gal   | 50 Gal   | 50 Gal  | 50 Gal   | 50 Gal  | 50 Gal   | 50 Gal   | 50 Gal   | 50 Gal   | 50 Gal   |
| SOFA SIZE               | 68"      | 68"      | 76"      | N/A      | 58"      | 68"      | N/A      | 68"      | 58"        | 58"      | 68"      | 68"     | 58"      | N/A     | 58"      | 58"      | 58"      | 58"      | 58"      |
| AWNING SIZE             | 15'      | 15'      | 15'      | 15'      | 15'      | 15'      | 13'      | 15'      | 15'        | 15'      | 15'      | 15'     | 15'      | 15'     | 15'      | 13'      | 15'      | 15'      | 15'      |



# LET'S SEE HOTELS COMPETE WITH THIS.

NEVER FOLLOW. LEAD THE PACK



Forest River, Inc. encourages our customers to purchase their Forest River products from a local dealership whenever possible for the following reasons:

- 1) Forest River, Inc. dealers are independently owned and operated businesses so priority service and scheduling is at their discretion and is often provided to customers that purchased their unit at that dealership.
- 2) Purchasing locally allows customers to establish meaningful relationships with a dealer, enhancing the RV experience through assistance with product questions, user tips or RV regulations for your state or country, and much more!
- 3) Canadian customers must meet requirements to bring an RV purchased out of the country to their home. These requirements may involve additional inspections and certifications, taxes and fees. Your local Canadian Dealer is a professional at meeting these requirements.
- 4) Scheduling timely warranty repairs and adjustments through a local dealership provides far greater flexibility and convenience to you, the customer!

It is the goal of Forest River, Inc. that all of our RV owners fully enjoy the RV experience and that customer satisfaction meets or exceeds their expectations!



## PRE-DELIVERY INSPECTION FACILITY

20,000 square feet of quality assurance. The bare essentials for a premium product. This state-of-the-art facility gives immediate daily feedback to production for quality assurance in every unit built.

YOUR GREY WOLF DEALER



**Learn More**  
Scan this barcode using a QR Reader on your smart phone to learn more about Forest River.



A Berkshire Hathaway company.



All illustrations and specifications contained in this literature are based on the latest product information at time of publication. Forest River reserves the right to make changes in prices, colors, materials, equipment and specifications at anytime without notice and assumes no responsibility for any error in this literature. All units are shipped F.O.B. Goshen, Indiana. CONSULT YOUR LOCAL DEALER FOR WARRANTY INFORMATION. LITHO: U.S.A. FOR 1085 W: 2014.01.21