

**ROAD WARRIOR**  
BY HEARTLAND

# HEARTLAND LUXURY CROSSOVERS CHAMPIONS OF THE ROAD...



Visit HEARTLAND on:







Model RW 390



Model RW 425



Model RW 425

## ITS A LUXURY 5<sup>th</sup> WHEEL AND A TOY HAULER

Road Warrior Multi-Lifestyle Vehicles by Heartland combine all the best that fifth wheel RVing has to offer with the versatility of a toy hauler. ROAD WARRIOR offers eight unique floorplans, each providing the ultimate in interior spaciousness. Amish-crafted cabinets and residential solid surface counter tops for a truly luxurious look and feel. Elegant furnishings including quartz lighting, hard sided window valances, night shades and built-in entertainment centers provide a unique touch you might not expect in a toy hauler. Road Warrior owners really enjoy amazing scenic views through oversized windows in the living areas.





Model RW 415



Model RW 425



Model RW 425



Model RW 425



# Ultimate **TAILGATING**



## **Multi-Zone Entertainment**

System features a LCD flat-screen TV and two stereo systems with multi-zone capabilities so that you can listen to music outside the coach while someone else watches a movie or listens to music inside the coach!



Light your task, set the mood or just kick back and relax. Enjoy perfect lighting throughout the Road Warrior.



## **Three Seasons Wall Patio Door Option**

Enclose your garage area while letting in the daylight and containing your heated or air conditioned air. The doors easily slide open for passage to the ramp door patio and the doors swing open easily for loading and unloading toys.

## **Built-in Outdoor Speakers**

Road Warrior owners can enjoy listening to their favorite CDs, catch up on the news, or listen to the big game on these powerful outdoor speakers, conveniently located patio side and easily controlled by the garage receiver.

## **High-End Fifth Wheel Luxury**

While other toy hauler manufacturers have limited many of their interior designs to reflect a purely "racing" lifestyle, ROADWARRIOR has listened to what customers are looking for and are excited to offer the best of both worlds - a coach that may say "Racer" on the outside, but features truly elegant residential form and multi lifestyle function on the inside!



## **Rear Awning**

Also available with optional rear electric awning



## **Washer Dryer Prep**

Available on some models

More **FUN**



## **Ramp Door Patio Option**

Turn your ramp door into a versatile patio area



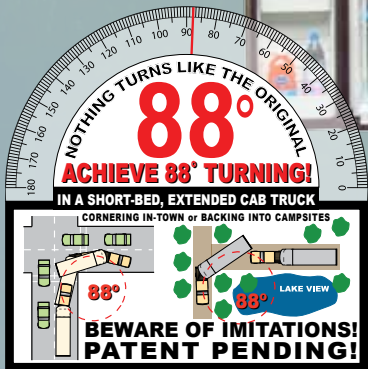
# More **FEATURES**



**Optional Ducted  
2nd Bedroom A/C  
& 3rd Garage A/C**



Optional 4-door refrigerator offering 12 cu.ft. of food storage space.



R38 Radiant Technology, Insulation, 110 Volt holding tank heating pads, Insulated Main water line and 12V auto sensing heater line.




# **LEVEL-UP**

ONE TOUCH AUTOMATIC LEVELING OPTION



- Full 6-Point Leveling
- Front-to-Rear and Side-to-Side Leveling
- Leveling system can be used to change a tire
- One power source
- Backup system in case of electrical failure
- Lightweight aluminum jacks
- Fully automatic leveling controls
- "Auto-Recall" Function: Remembers where tow vehicle was unhooked



- Utilizing a remote sensor located under the rear axle, the Level Up system accomplishes a level coach in seconds. This eliminates a time consuming and sometimes dirty task of manually leveling your coach.
  - Level Up's 6-Point leveling system achieves a level coach while easing undo stress on the chassis, windows and sidewall when the coach's slide-outs are extended or retracted.
- Stop wasting time setting up and get to camping!

## **2" Sidewalls**



**Double Welded,  
Fully Laminated  
Lightweight  
Aluminum  
Sidewall  
Construction**

Just an 1/8" thick foam cup protects your hand from scalding hot coffee... imagine what nearly 2" of block foam does for your Laminated Heartland Sidewall!

# More **VALUE**



## **Uninhibited Pass-Thru**

### **Exterior Storage**

Choose Road Warrior for superior industry leading engineering which results in larger, cleaner pass-through storage possibilities.

## **Superior Construction And Design Translate Into A Superior Value!**

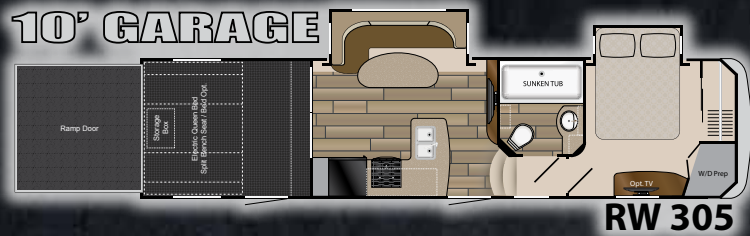
## **THERMAL TESTED**

Heartland 5th wheel construction has been subjected to rigid testing in the famous DOMETIC Extreme temperature testing chamber. The testing chamber temperature is set to 0° to test the heating system, followed by setting it at 100° to test its cooling ability. With our thick 2" laminated walls, enclosed and heated underbelly and insulated floor - the interior of the Heartland coach remained warm and comfortable through out the sub-freezing testing and nice and cool during the extreme heat test!

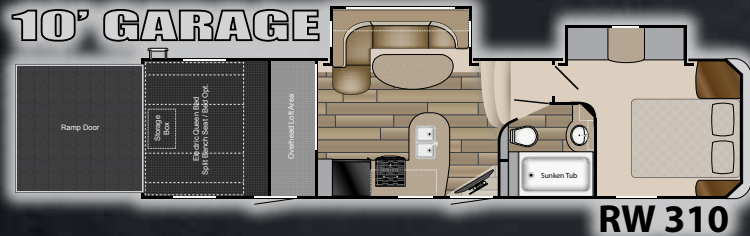


Additional Equipment may be Required for Certain Climate Conditions

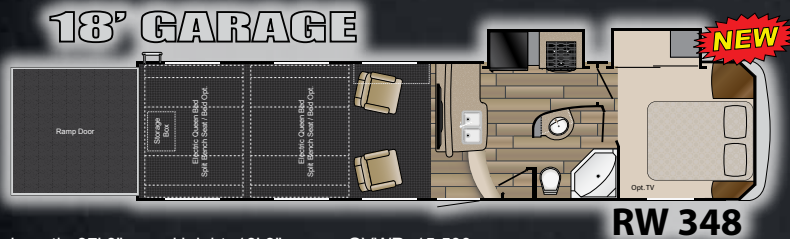




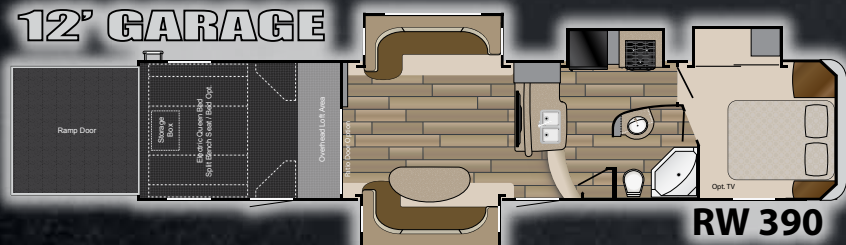
Length: 36' 0" Height: 12' 11" GVWR: 14,000



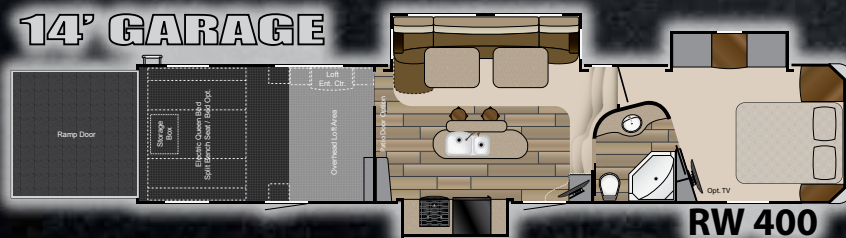
Length: 36' 2" Height: 13' 3" GVWR: 15,500



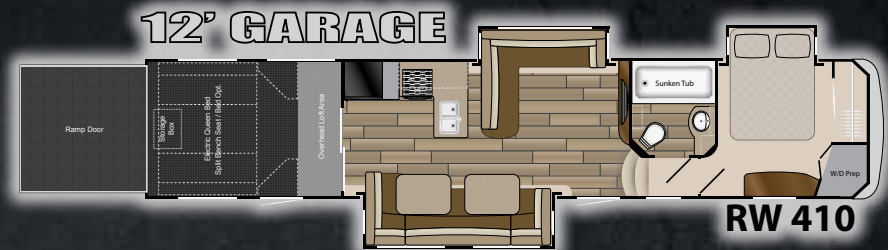
Length: 37' 9" Height: 13' 3" GVWR: 15,500



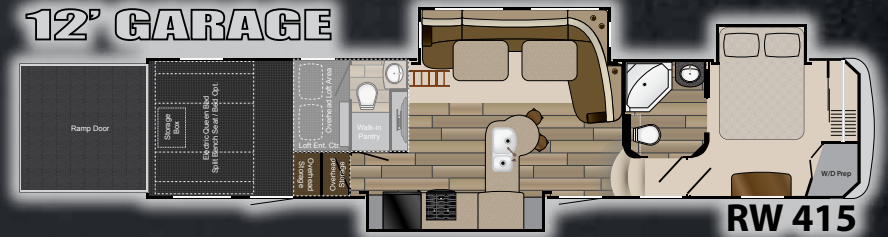
Length: 42' 5" Height: 13' 3" GVWR: 18,000



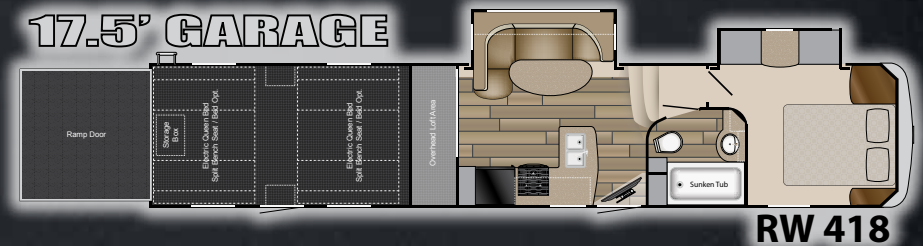
Length: 42' 7" Height: 13' 3" GVWR: 18,000



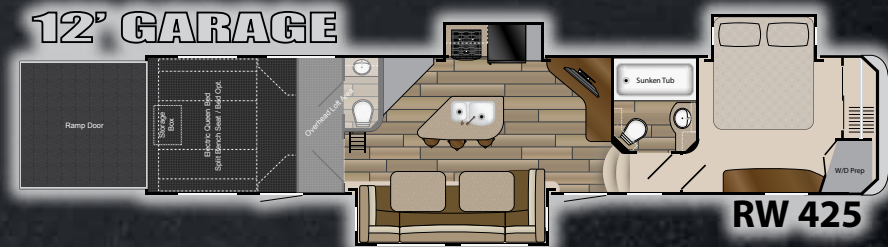
Length: 44' 0" Height: 13' 3" GVWR: 18,000



Length: 42' 11" Height: 13' 3" GVWR: 18,000



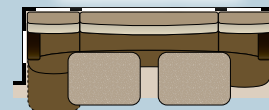
Length: 43' 6" Height: 13' 3" GVWR: 18,000



Length: 43' 10" Height: 13' 3" GVWR: 18,000

**MEGA SLIDE  
OPTIONS**

Standard Slide



Slide Option 1



Slide Option 2



Available on RW415, RW400, 410, 425, RW30C

Note: Length defined as tow point (Ball coupler for travel trailers / King pin for 5th wheel trailers) to rear bumper. It does not include the rear ladder.

## EXTERIOR

- Patented Overhead Cab Technology (30C)
- 12" I-Beam Powder Coated Steel Frame (10" I-Beam 305, 30C, 310, 348)
- 16" Tires Load E Range with Aluminum Rims
- Radius, Tinted Safety Glass Windows
- Painted Front Cap w/ 88 Degree Turning Radius
- Attached Folding Side Ladder
- 20' Power Electric Awning
- 15k BTU AC With Quick Cool Vents
- 50 Amp service With Detachable Cord
- Enclosed and Heated Under Belly
- Scare Lights 1 front DS / 1 rear ODS
- Flood Lights Rear
- Exterior Shower w/Hot & Cold High Pressure Nozzle
- Gen Prep w/Fuel Station & Timer
- Universal Docking Center (All System Hook-Ups Located In One, Convenient, Concealed Compartment)
- Radius, 1" Thick Slam Baggage Doors Keyed Unique to Road Warrior
- Hydraulic Slide-Outs
- One-Piece Walk-On EPDM Roof
- Welded Tubular Aluminum Construction
- Stunning Exterior Graphics
- Triple 6,000 lb. Axles (most models)
- Two 7,000 lb. Axles (305RW, 30C, 310RW, 348)
- E-Z Lube Hubs
- Large, Unobstructed Pass-Through Storage
- Easy Grip Triple Entry Steps
- Entry Assist Handle
- 30 Gallon Fuel Station With Static Line
- 80 Amp Power Converter
- Hi-Flow Water Pump
- Rain Gutters w/Spouts
- Wide Body Design

- Huge 94" Wide Door Opening
- Enclosed Gooseneck
- Dual 30 lb. LP Tanks
- Hydraulic Front Landing Gear
- Electric Rear Jacks
- Painted Front Cap
- Onan Generator (5.5 KW Carb Certified)

## INTERIOR

- Patio Glass Sliding Door (most models)
- All Hardware Brushed Nickel including shower door
- Bordeaux Cabinetry
- Residential Solid Surface Counter tops
- Microwave
- Three Burner Cook Top with Oven
- 8 cu. Ft. Refer
- Full Length Ball Bearing Drawer Glides
- Three luxurious interior Décors - Caramel, Zodiac, Midnight
- 20 gal/hr Gas/Electric DSI Water Heater
- Power Vent – Kitchen, Bedroom, Bathroom, Loft, Cargo Area
- Night Shades
- Mini Blinds Cargo Area
- Espresso Head Board
- Residential style Beauflor™ linoleum
- High end residential carpet
- Large Pantry (most models)
- Large Cabinet Storage
- Prewired for Cable TV and Satellite
- Custom Control Panel
- Central Vacuum
- Air Vent in Loft
- Reading Lights in Loft
- LED Lights Throughout
- Broyhill Furniture w/ Electric Recliners

## BATH & BED

- Single Level Master Suite
- Residential Neo-Angle Shower With Glass Enclosure or One Piece Sunken Tub
- Foot Flush Porcelain Commode
- Heat and A/C Vents in Main Bathroom
- Full 60 X 80 Queen Pillowtop Mattress (76x80 in the 425)
- Bedroom TV Hookup with Booster
- His/Her Closets in Most Models
- Large Vanity Drawers
- Skylight Over Shower
- Power Bath Vent
- Washer Dryer Prep in Front Wardrobe (N/A 30C, 348)

## A/V EQUIPMENT

- 5.1 Digital Dolby Surround Sound Entertainment System in Living Area
- Seperate 12V DVD/CD/MP3 AM/FM Stereo for Garage / Outside TV
- 40" LCD HDTV with Swing Arm / 50" in the 425, 410, 390, 348, 305
- 2 Exterior speakers

## GARAGE AREA

- Plywood Garage Flooring
- Steel D-Ring Tie Downs
- 3000 lb. Rated Ultra-Light Ramp Door
- Overhead Storage in Garage (most models)
- Gen. Prep w/Fuel Station, Timer, and Static Line
- Large 8' Garage Ramp Door
- Fantastic Fan With Thermostat
- D-rings Cargo Area & Exterior Basement Storage Floor
- 2,500 lb. Garage Storage Rating (2 Axles)
- 3,000 lb. Garage Storage Rating (3 Axles)

- Rear Electric Queen Bed w/ Rear Convertible Sofa
- Two Sony Garage Speakers with seperate 12V Stereo
- Heat Duct
- Air Conditioning Duct
- Pull Down Rear Screen
- Recessed Hidden Beaver-Tail Storage Compartment

## OPTIONS

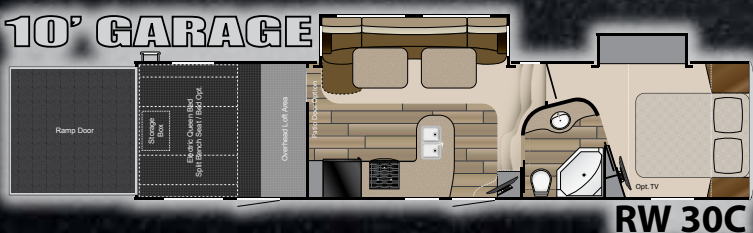
- Full Body Paint
- Second Fuel Station
- Ramp Door Patio
- Toy Lock
- Fantastic Fan w/Rain Sensor in Kitchen
- 32" LCD TV in Bedroom
- Ivory Cabinetry
- Rear Electric Patio Awning
- Three Seasons Removable Wall
- 6 Point Hydraulic Leveling
- 32" Garage TV
- 32" Outside TV
- Canadian Arctic Package
- 3rd A/C option in Garage
- G Rated Goodyear Tires
- Sofa / Dinette Combo
- Free Standing Table w/ Sofa

## RT Package

- High Gloss Grey Metallic Sidewall
- RT Special Graphics

Choose from three elegant decors featuring durable fabrics on the furnishings and window coverings.

10' GARAGE



RW 30C



Pin to Bumper: 40' 5"  
GVWR: 14,000



Caramel

Midnight

Zodiak

Flooring

ROAD WARRIOR





Heartland Recreational Vehicles  
1001 All-Pro Drive • Elkhart, IN 46514 • 574-262-5992

## Community. Convenience. Close-to-home.

Where you purchase your recreational vehicle is ultimately your decision but Heartland urges you to consider buying at your local dealer. Dealers are part of your community, providing jobs and contributing to your local economy. These dealers are under obligation to provide warranty service for products they sell, but are not legally required to service products purchased from other dealers. At some point, you may need to return to the dealer you buy from - why not stay close to home? After all, home is where your Heartland is!

## BENEFITS OF PURCHASING YOUR RV LOCALLY:

- You enjoy valuable relationship building with Dealer Representatives, close to your home, who will explain the features and benefits of the product.
- You receive a full product orientation prior to delivery, which includes hands-on directions for many of the coach's systems and functions. You are also introduced to the Dealership's Service/Parts/Warranty personnel who are at the ready to help you with any issues you may encounter, now and in the future.
- You enjoy customer PRIORITY. Dealerships generally service their purchasing customers first - others may experience long delays and miss opportunities to use their RV. What is it worth for you to have a dealership's full attention and motivation to satisfy you when you need service - in a timely manner?
- Valuable TAX dollars and jobs stay in YOUR community which pays for your roads, schools, police and fire departments.

## DON'T UNDERESTIMATE CUSTOMER SERVICE AND PERSONAL CARE!

For Canadian Residents: If you purchase an RV out-of-country, there are additional fees, taxes and inspections that must be met before bringing your product home. Your local Canadian dealers are experts in these provisions.

Visit HEARTLAND on:



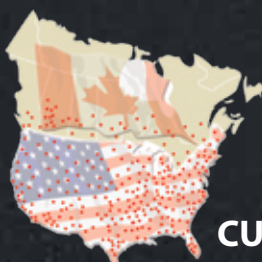
Your Authorized Heartland Dealer:

HEARTLAND PROUDLY PARTNERS WITH THE HIGHEST QUALITY VENDORS  
in manufacturing our recreational vehicles:



# ROAD WARRIOR

BY HEARTLAND



**HEARTLAND  
CUSTOMER SERVICE  
WE'VE GOT YOUR BACK!**

Over 40 men and women located in a dedicated facility servicing our customers every day. With a dealer network of over 400 locations across the U.S. and Canada, you're never far from an authorized Heartland dealer.

[www.HEARTLANDRVs.com](http://www.HEARTLANDRVs.com)



### Experience:

Product Walk-Through Videos  
Side By Side Comparisons  
Feature Videos • Photo Galleries  
Virtual 360° Tours  
Detailed Floor Plans  
News • Testimonials  
Dealer Locator • Owners Club  
Customer Service • Service Locator  
and More at our Informative Web Site



Product information is as accurate as possible as of the date of publication of this brochure. Due to Heartland's commitment to continuous product improvement - floorplans, materials, components, features, specifications, options, etc. are subject to change without notice or obligation to Heartland Recreational Vehicles. Product information and specifications apply to coaches beginning with serial number 279107.

Tow Vehicle Caution: Owners of Heartland recreational vehicles are solely responsible for the selection and proper use of tow vehicles. All customers should consult with a motor vehicle manufacturer or their dealer concerning the purchase and use of suitable tow vehicles for Heartland products. Heartland disclaims any liability or damages suffered as a result of the selection, operation, use or misuse of a tow vehicle. Heartland's limited warranty does not cover damage to the recreational vehicle or the tow vehicle as a result of the selection of the tow vehicle.

See your nearest Heartland dealer to review a current model.