

# A 45 YEAR TRADITION

**DSI**  
Annual RVDA DEALER  
SATISFACTION INDEX  
AWARD WINNER



# Prowler

Visit HEARTLAND on:







## LUXURIOUS AFFORDABLE

Feel at home in a Prowler with features like deep slides, extra tall ceilings, large two basin sink, beautiful glazed wood cabinetry, large skylight, removable dinette table, large windows and many more great features. You won't have to sacrifice any of the comforts you've come to cherish at home.



Model 27P BHS





Model 27P BHS

# 45 YEARS of EXPERIENCE GOLD STAR STATUS



Thanks to forward thinking in design and customer driven features, Prowler has become one of the most successful RVs on the market. Since its introduction in 1969, Prowler has sold more than 300,000 units and has accrued 45 years of RV experience. Prowler holds the distinguished title as the #1 selling RV of all time. The newest members of the Prowler bloodline carry on this proud tradition. Prowler's engineers and designers have worked together to bring you the most reliable and user friendly RV on the market today.



Model 29P RKS



# FUNCTIONAL STORAGE



We understand there is no such thing as too much storage! Prowler features 18" tall overhead cabinets to accommodate large items and divider shelves to easily store even more smaller items. Our cabinets are among the deepest in the industry letting you store full size plates, bulky food items, and so much more.



Model 29P RKS



Prowler's large 50/50 sink allows you to wash and rinse residential pot and pans with ease.



**Prowler EXCLUSIVE**  
Radiused Countertops

The Prowler Paw design provides approximately 25% more workspace.



An eye level integrated Spice Rack puts the seasonings right where you can see them.



Large 19" gas oven with three burner cook top with high output front burner for large pots and pans.



**FULL EXTENSION BALL BEARING SLIDES**  
HEARTLAND ADVANTAGE

Strong, steel ball bearing, full extension design allows much larger and deeper drawers.



**HIDDEN TRASH RECEPTACLE**  
HEARTLAND ADVANTAGE

Hidden Trash Receptacle keeps the trash out of sight and out of the way, not to mention the odor.



Convenient microwave  
above the large oven with  
three burner cooktop.



## A PLACE FOR EVERYTHING EVERYTHING IN ITS PLACE



Prep area, cleanup, and storage are the three most important elements in the kitchen, other than the Cook of course. You demand more counter space and Prowler's own in-house counter top shop delivers counters that are uniquely arched in design so they flow with the kitchen while maximizing every inch of space. Prowler customers never have to sacrifice in the kitchen.



# SWEET STORAGE SWEET DREAMS



Face it, you've got stuff and Prowler delivers the storage space necessary for your entire family. Large closets, some with clothes rods and some with drawers, dressers, overheads, even under-bed storage. Every square inch of usable space has been maximized so you can bring all your favorite stuff on vacation. The other main point of a vacation is to catch up on your rest. Prowler provides comfortable sleeping arrangements for your family.



Model 29P RKS



Model 29P RKS







Model 28P BHS



Model 27P BHS



Model 29P RKS



Model 32P BHS



Model 32P BHS

**PROWLER KNOWS RVing**



# BUILT TO LAST on a SOLID FOUNDATION.

Every great structure begins with a solid foundation and Prowler is no different. Steel I-beam construction with z-bar reinforced trusses provides the strength and stability necessary to support a coach that will endure the challenges of the road and the test of time.



ONE PIECE RUBBER ROOF

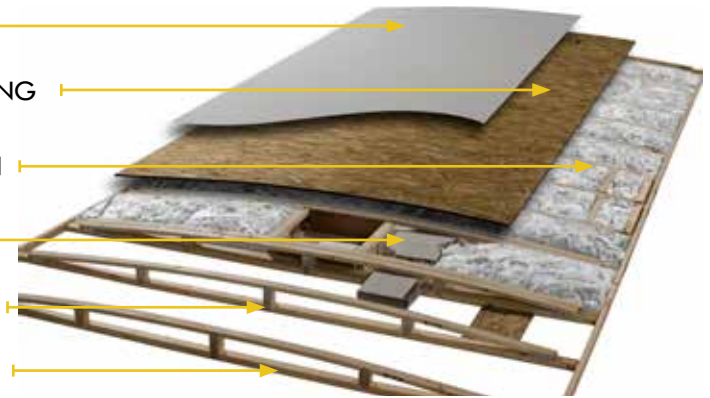
FULLY WALKABLE ROOF DECKING

SPUN FIBERGLASS INSULATION

NON-METALLIC A/C DUCT

REINFORCED STEEL FASTENERS

WOOD TRUSSES 16" CENTERS



## PROWLER HAS YOU COVERED

Wood trusses 16" on center create a 5" thick roof cavity that is filled with formaldehyde free insulation for maximum R-value. Non-metallic insulated ducted A/C runs evenly distribute air-flow and help prevent condensation in the attic. Decking is then screwed to the trusses creating a crown to help shed water and debris off the roof. Top it all with a rubber roof protecting your investment for years of enjoyment.



\*Linoleum  
Not pictured  
here to reveal  
the subfloor  
construction



SEAMLESS FLOOR  
DECKING

INSULATED

WOOD FRAMED

POLLY-FLEX  
VAPOR BARRIER



## UNI-BODY CONSTRUCTION

Thick double wide commercial metal straps are added to unitize the sidewall to the floor assembly and unitize the roof assembly to the sidewalls. These straps are used around the entire perimeter giving your Prowler a uni-body construction design unlike any other conventional wood frame trailer. This helps to eliminate long term shifting and settling of your trailer eliminating pops and squeaks and cabinets stay straight and level. This un-seen feature cost more and takes more time to achieve but Team Prowler thinks your friends and family are worth it.

Another un-seen Prowler feature is the floor construction. Prowler floors are constructed with 5/8 exterior grade decking which is glued and screwed down to the main floor structure for a superior foundation. The entire floor system is bolted to the frame using these 4" heavy-duty carriage bolts making it one with the frame which is the beginning of Prowler's uni-body construction method.



# ATTENTION TO DETAILS

Prowler Knows RVing. Over the past 45 years we have learned that features and benefits make good RVs but to be a truly great RV takes smart design. It's not good enough just having great ideas. To be great requires perfect execution to deliver a hassle free, user friendly, high quality camping experience, every time.



# HIGHER STANDARDS

## Prowler Value Package (Required)

- Residential 50/50 Kitchen Sink
- High Rise Faucet in Kitchen
- Microwave Oven with Carousel
- Steel Ball Bearing Drawer Guides
- Box Valences w/ Lambrequins in Living Room
- AM/FM/CD/DVD Entertainment Center
- Cable TV Hookup with Antenna
- 13,500 BTU Air Conditioner
- Porcelain Toilet with Foot Flush
- Tub and Shower Surround
- Two Marine Grade Outdoor Speakers
- EZ Lube Axles
- Gas, Electric, DSI Water Heater
- 110v Awning Outlet with Interior Switch
- 30# LP Bottles w/Auto Change Over and Easy Access Cover
- Finished Pass Through Storage with Light
- Patio Awning
- Detachable Power Cord

## Exterior Standards

- XL Folding Assist Handle at Entry Door
- Diamond Plate Front (TT only)
- Correct Track Alignment System
- Radial Tires
- Full Walk On Roof
- Radius Tinted Windows with Safety Glass
- Two Rear Stabilizer Jacks (5ths only)
- Quick Release Front Jacks (5ths only)
- Entrance Door with Radiused Corners
- Water Heater Bypass Kit
- Gel Coated Fiberglass Front Cap with LED Lights (5ths only)
- Front Hitch Light

## Interior Standards

- Exclusive Prowler Paw Countertop
- XL Skylight in Kitchen (TT only)
- Pull Out Trash Can (select models)
- 80" Interior Height (TT only)
- Gas Oven with Three Burner Range
- Range Hood with Light and Exhaust Fan

- Real Wood Drawer Fronts
- Pocket Bored Screwed Cabinets
- Kitchen Spice Rack (select models)
- Sofa with Convertible Sleeper
- Chair Rail in Slide Room
- Skylight in the Shower
- Sliding Wood Pocket Doors
- Roof Vents
- Neo Angle Glass Shower (select models)
- Standard Barrel Chairs (select models)

## Standard Safety Equipment

- LP Detector with Alarm
- Break Away Switch
- Dead Bolt Lock on Entrance Door
- Dual Hitch Safety Chains
- Smoke Detector with Alarm
- Multiple Egress Windows
- Fire Extinguisher
- Carbon Monoxide Detector with Alarm

## Exterior Options:

- Spare Tire and Carrier (Std on 5ths) TT Only
- Stabilizer Jacks (4) TT Only
- Exterior Shower (Std on 5ths) TT only
- Exterior Grill TT and 5ths
- Electric Awning TT and 5ths
- Laminated Fiberglass Exterior (Std on 5ths) TT only
- Aluminum Wheels TT and 5ths
- Rear Ladder TT Only
- Black Tank Flush (Std on 5ths) TT only
- Fold-down Bike Rack (5ths only)
- Heated & Enclosed Underbelly (Std on 5ths) TT only

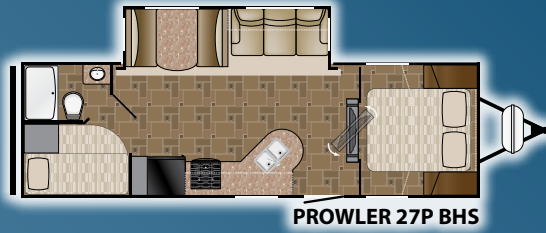
## Interior Options:

- Night Shades in Living Area and Bedroom (Std on 5ths) TT only
- Tri-fold Sleeper Sofa TT and 5ths
- HD LCD TV TT and 5ths
- Free Standing Dinette TT only - select models
- 8 Cubic Foot Refrigerator TT Only
- Sink Covers TT and 5ths
- 15,000 BTU Air Conditioner in Place of 13,500 TT and 5ths

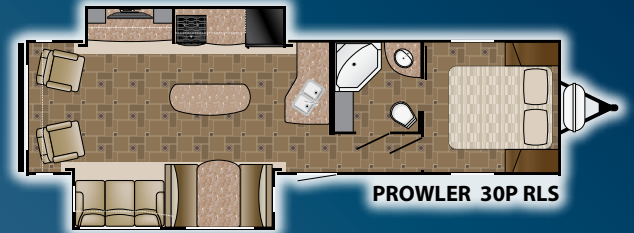




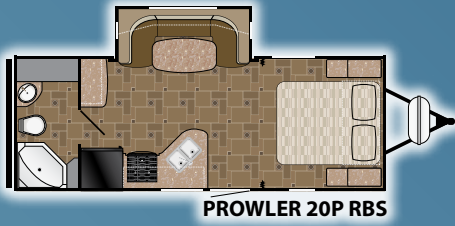
TRAVEL TRAILERS



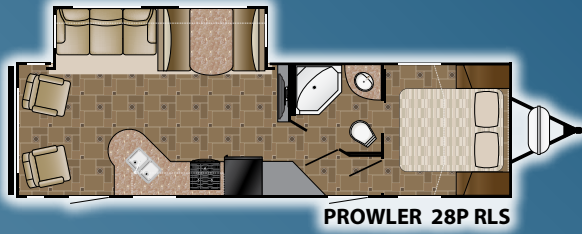
PROWLER 27P BHS



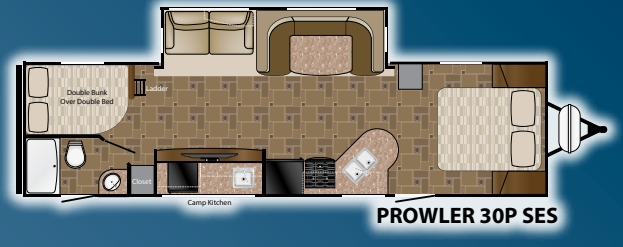
PROWLER 30P RLS



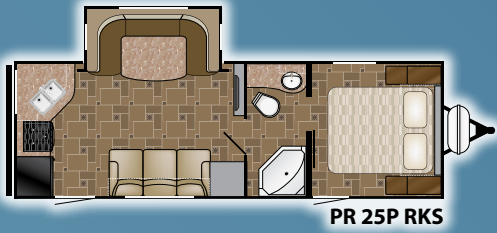
PROWLER 20P RBS



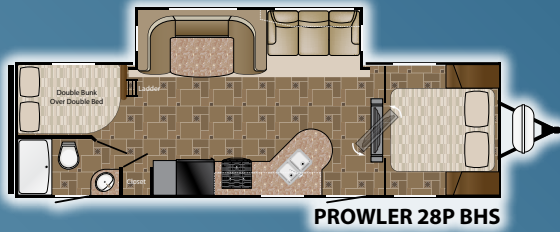
PROWLER 28P RLS



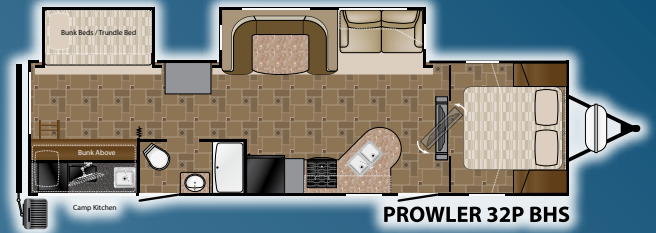
PROWLER 30P SES



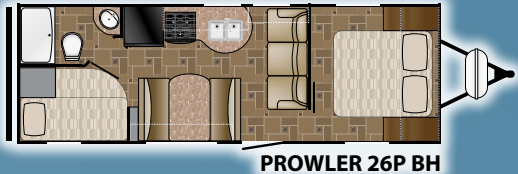
PR 25P RKS



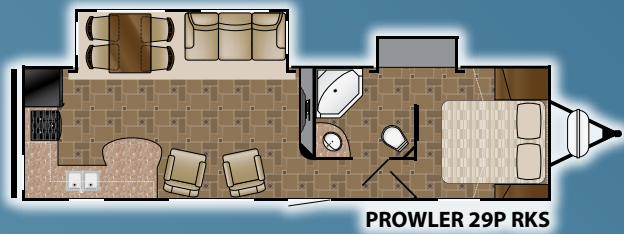
PROWLER 28P BHS



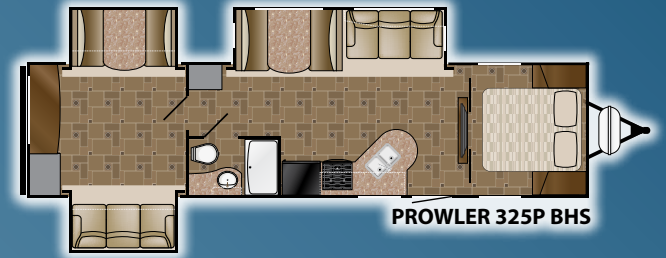
PROWLER 32P BHS



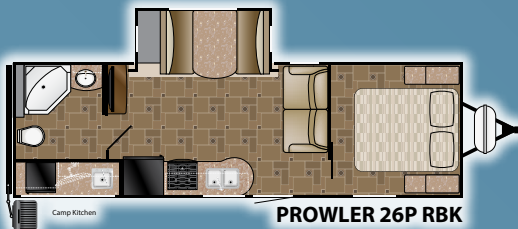
PROWLER 26P BH



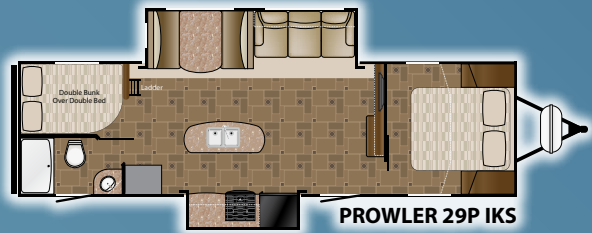
PROWLER 29P RKS



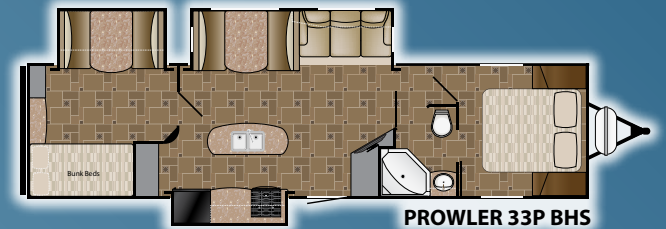
PROWLER 325P BHS



PROWLER 26P RBK



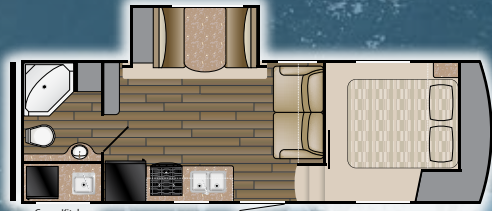
PROWLER 29P IKS



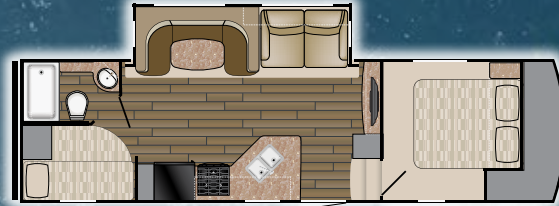
PROWLER 33P BHS

Note: Length defined as tow point (Ball coupler for travel trailers / King pin for 5th wheel trailers) to rear bumper. Add 9" w/ Extended Pin Box

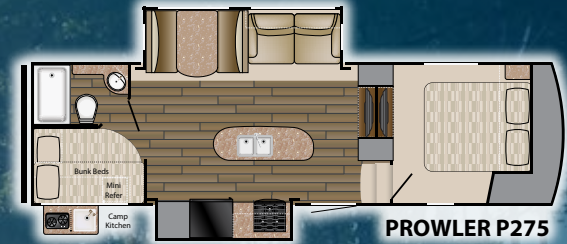




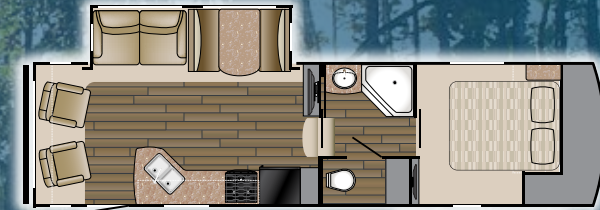
**PROWLER P22**



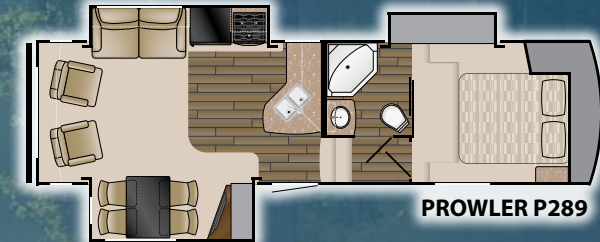
**PROWLER P26**



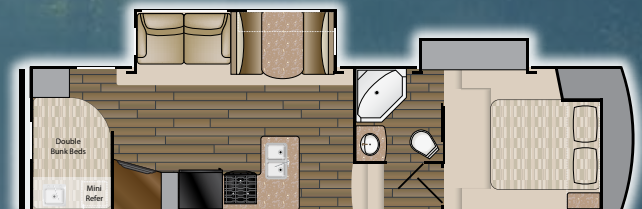
**PROWLER P275**



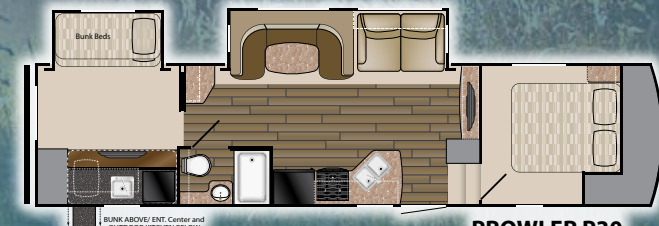
**PROWLER P285**



**PROWLER P289**



**PROWLER P295**



**PROWLER P30**

## PROWLER TRAVEL TRAILERS

MODEL	LENGTH	DRY	HITCH	HEIGHT	AWNING	TANKS
33P BHS	36' 10"	8,212	684	11' 4"	17'	42 <sup>F</sup> 70 <sup>G</sup> 35 <sup>B</sup>
325P BHS	36' 9"	8,268	898	11' 4"	17'	42 <sup>F</sup> 35 <sup>G</sup> 35 <sup>B</sup>
32P BHS	35' 10"	7,749	920	11' 4"	17'	42 <sup>F</sup> 70 <sup>G</sup> 35 <sup>B</sup>
30P SES	35' 4"	6,849	870	11' 2"	17'	42 <sup>F</sup> 35 <sup>G</sup> 35 <sup>B</sup>
30P RLS	35' 3"	8,292	838	11' 4"	13'	42 <sup>F</sup> 35 <sup>G</sup> 35 <sup>B</sup>
29P IKS	33' 2"	7,158	912	11' 4"	17'	42 <sup>F</sup> 70 <sup>G</sup> 35 <sup>B</sup>
29P RKS	34' 8"	7,186	812	11' 2"	15'	42 <sup>F</sup> 70 <sup>G</sup> 35 <sup>B</sup>
28P BHS	32' 4"	6,612	850	11' 2"	17'	42 <sup>F</sup> 35 <sup>G</sup> 35 <sup>B</sup>
28P RLS	33' 0"	6,856	665	11' 2"	15'	42 <sup>F</sup> 35 <sup>G</sup> 35 <sup>B</sup>
27P BHS	31' 4"	6,278	750	11' 2"	14'	42 <sup>F</sup> 35 <sup>G</sup> 35 <sup>B</sup>
26P RBK	30' 2"	6,150	580	11' 2"	14'	42 <sup>F</sup> 35 <sup>G</sup> 35 <sup>B</sup>
26P BH	29' 1"	4,866	550	11' 0"	14'	42 <sup>F</sup> 35 <sup>G</sup> 35 <sup>B</sup>
25P RKS	28' 8"	5,958	438	11' 2"	20'	42 <sup>F</sup> 70 <sup>G</sup> 35 <sup>B</sup>
20P RBS	26' 0"	4,725	540	11' 2"	15"	42 <sup>F</sup> 35 <sup>G</sup> 35 <sup>B</sup>

## PROWLER FIFTH WHEELS

MODEL	LENGTH	DRY	HITCH	HEIGHT	AWNING	TANKS
P30	34' 5"	9,022	1,670	11' 10"	17'	47 <sup>F</sup> 80 <sup>G</sup> 40 <sup>B</sup>
P295	33' 3"	8,420	1,520	11' 10"	16'	47 <sup>F</sup> 80 <sup>G</sup> 40 <sup>B</sup>
P289	31' 4"	8,289	1,725	11' 10"	14'	47 <sup>F</sup> 40 <sup>G</sup> 40 <sup>B</sup>
P285	30' 10"	7,718	1,260	11' 10"	15'	47 <sup>F</sup> 80 <sup>G</sup> 40 <sup>B</sup>
P275	29' 9"	7,990	1,250	11' 10"	15' 6"	47 <sup>F</sup> 80 <sup>G</sup> 40 <sup>B</sup>
P26	29' 9"	7,475	1,185	11' 10"	15'	47 <sup>F</sup> 80 <sup>G</sup> 40 <sup>B</sup>
P22	26' 6"	7,012	1,420	11' 10"	14'	47 <sup>F</sup> 40 <sup>G</sup> 40 <sup>B</sup>



# Prowler Lynx

## High Value TRAVEL TRAILERS BY HEARTLAND




Model 30LX



# COMFORT



Model 25 LX



Rear Bunks



# VALUE



Model 30 LX



U-Shape Mega Dinette



Model 30LX





# Prowler Lynx

## HIGHER STANDARDS...



**DSI**

Annual RVDA DEALER  
SATISFACTION INDEX  
AWARD WINNER

### Construction Features

- R-7 Rated Fiberglass Insulated Sidewall, Roof, Floor
- 5/8" Marine Grade Floor Decking
- Roof Rafters Wood Tapered 4-1/2" Trusses
- Aerodynamic Radius Front Profile
- Wall Studs on 16" Centers
- Fully Walkable Roof with One-Piece Rubber Roof
- 8' Exterior Width
- 80" Interior Ceiling Height
- Deep Sliderooms
- 2" x 3" Longitudinal Floor Joists
- Cambered Structural Steel I-Beam Frame

### Exterior

- Radial Tires with Steel Rims and E-Z Lube Axles
- Molded Fender Skirts
- Colored Front and Rear Metal
- Patio Light with Inside Switch
- Rain Guttering with Extra Long Drip Spouts
- Radius Tinted Safety Glass Windows

### Interior

- Overhead Cabinet Over Sofa in Slide-outs
- Multi-Purpose Inside/Outside Dinette Table
- Convertible Sleeper Sofas
- Cable TV Hook-Up w/ RG6 Coax Cabling
- AM/FM/MP3 Stereo with Inside Speakers
- Crank-Up TV Antenna w/ Signal Booster

### Heat, Air, Power and Water

- Hook-Up for City Water
- Systems Monitor Panel
- 13.5 BTU A/C
- 12V Electrical System w/ Deluxe 110V 45-Amp Power Converter
- DSI Gas Hot Water Heater

- Auto-Ignition Furnace with Wall Thermostat
- Water System Winterization Kit
- Water Heater Bypass

### Kitchen

- Microwave Oven with Carousel
- Ball Bearing Drawer Guides
- Residential-Style (50/50) Sink
- 3-Burner Cook Top
- Range Hood w/Light and Exhaust Fan
- Double Door Refrigerator with Freezer

### Bathroom

- Ceiling Mounted Shower Curtain with Curved Shower Track
- ABS Tub/Shower Surround
- Bathroom Power Vent

### Bedroom

- TV Hookups
- Shirt Wardrobe in Bedroom
- Finished Under-Bed Storage
- Deep Overhead Storage Cabinet Above Bed

### Standard Safety Equipment

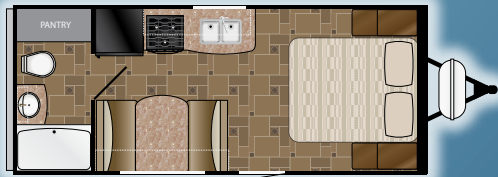
- Propane Alarm
- Break-Away Switch
- Dead-Bolt Lock on Entrance Door
- Dual Hitch Safety Chains
- Smoke Alarm
- Multiple Egress Windows
- Fire Extinguisher
- Carbon Monoxide Alarm

### Options

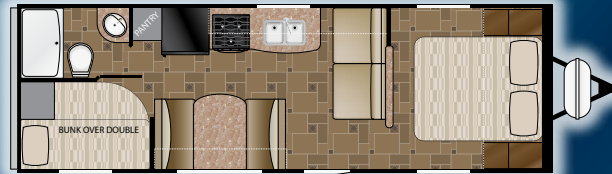
- Spare Tire
- Stabilizer Jacks (4)
- 15,000 BTU A/C IPO 13,500 A/C (Slide-out Models)
- Exterior Shower
- Traditional Oven
- Outside Grill



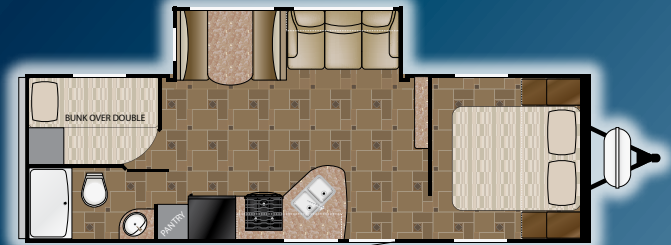
# THE BEST FLOORPLANS!



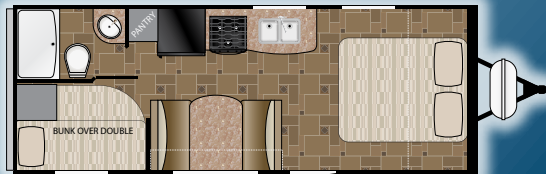
PROWLER LYNX 18 LX



PROWLER LYNX 25 LX



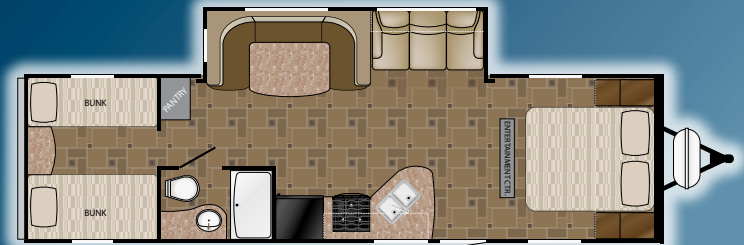
PROWLER LYNX 27 LX



PROWLER LYNX 22 LX



PROWLER LYNX 26 LX



PROWLER LYNX 30 LX



PR LYNX 305 LX

## PROWLER LYNX TRAVEL TRAILERS

MODEL	LENGTH	DRY	HITCH	HEIGHT	AWNING	TANKS
18LX	22' 11"	3,966	378	11' 0"	14'	42 <sup>F</sup> 35 <sup>G</sup> 35 <sup>B</sup>
22LX	25' 7"	4,370	524	11' 0"	12'	42 <sup>F</sup> 35 <sup>G</sup> 35 <sup>B</sup>
25LX	29' 1"	4,814	528	11' 0"	14'	42 <sup>F</sup> 35 <sup>G</sup> 35 <sup>B</sup>
26LX	28' 8"	5,546	610	11' 2"	17'	42 <sup>F</sup> 35 <sup>G</sup> 35 <sup>B</sup>
27LX	30' 5"	5,956	692	11' 2"	14'	42 <sup>F</sup> 70 <sup>G</sup> 35 <sup>B</sup>
30LX	33' 11"	6,720	880	11' 2"	15'	42 <sup>F</sup> 35 <sup>G</sup> 35 <sup>B</sup>
305LX	33' 2"	TBD	TBD	11' 4"	17'	42 <sup>F</sup> 70 <sup>G</sup> 35 <sup>B</sup>







Heartland Recreational Vehicles

1001 All-Pro Drive • Elkhart, IN 46514 • 574-262-5992

### Community. Convenience. Close-to-home.

Where you purchase your recreational vehicle is ultimately your decision but Heartland urges you to consider buying at your local dealer. Dealers are part of your community, providing jobs and contributing to your local economy. These dealers are under obligation to provide warranty service for products they sell, but are not legally required to service products purchased from other dealers. At some point, you may need to return to the dealer you buy from - why not stay close to home? After all, home is where your Heartland is!

### BENEFITS OF PURCHASING YOUR RV LOCALLY:

- You enjoy valuable relationship building with Dealer Representatives, close to your home, who will explain the features and benefits of the product.
- You receive a full product orientation prior to delivery, which includes hands-on directions for many of the coach's systems and functions. You are also introduced to the Dealership's Service/Parts/Warranty personnel who are at the ready to help you with any issues you may encounter, now and in the future.
- You enjoy customer PRIORITY. Dealerships generally service their purchasing customers first - others may experience long delays and miss opportunities to use their RV. What is it worth for you to have a dealership's full attention and motivation to satisfy you when you need service - in a timely manner?
- Valuable TAX dollars and jobs stay in YOUR community which pays for your roads, schools, police and fire departments.

### DON'T UNDERESTIMATE CUSTOMER SERVICE AND PERSONAL CARE!

For Canadian Residents: If you purchase an RV out-of-country, there are additional fees, taxes and inspections that must be met before bringing your product home. Your local Canadian dealers are experts in these provisions.

Visit HEARTLAND on:



Your Authorized Heartland Dealer:

HEARTLAND PROUDLY PARTNERS WITH THE HIGHEST QUALITY VENDORS  
in manufacturing our recreational vehicles:



# Prowler



**HEARTLAND  
CUSTOMER SERVICE  
WE'VE GOT YOUR BACK!**

Over 40 men and women located in a dedicated facility servicing our customers every day. With a dealer network of over 400 locations across the U.S. and Canada, you're never far from an authorized Heartland dealer.

[www.HEARTLANDRVs.com](http://www.HEARTLANDRVs.com)



**Experience:**

- Product Walk-Through Videos
- Side By Side Comparisons
- Feature Videos • Photo Galleries
- Virtual 360° Tours
- Detailed Floor Plans
- News • Testimonials
- Dealer Locator • Owners Club
- Customer Service • Service Locator
- and More at our Informative Web Site



Product information is as accurate as possible as of the date of publication of this brochure. Due to Heartland's commitment to continuous product improvement - floorplans, materials, components, features, specifications, options, etc. are subject to change without notice or obligation to Heartland Recreational Vehicles. Product information and specifications apply to coaches beginning with serial number 259500

**Tow Vehicle Caution:** Owners of Heartland recreational vehicles are solely responsible for the selection and proper use of tow vehicles. All customers should consult with a motor vehicle manufacturer or their dealer concerning the purchase and use of suitable tow vehicles for Heartland products. Heartland disclaims any liability or damages suffered as a result of the selection, operation, use or misuse of a tow vehicle. Heartland's limited warranty does not cover damage to the recreational vehicle or the tow vehicle as a result of the selection of the tow vehicle. See your nearest Heartland dealer to review a current model.