

# PALOMINI

BY PALOMINO



PURE MICHIGAN®



179 BHS



142 CK

**ORP**

**OPTIONAL OFF ROAD PACKAGE**

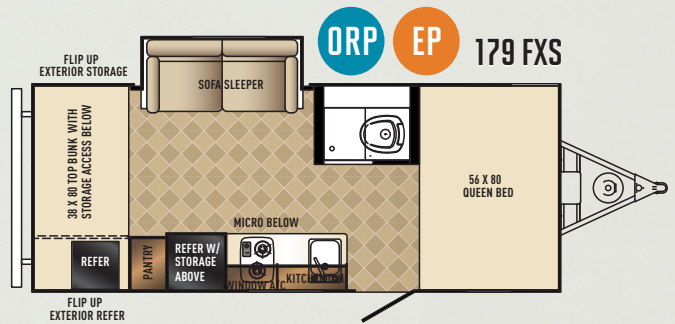
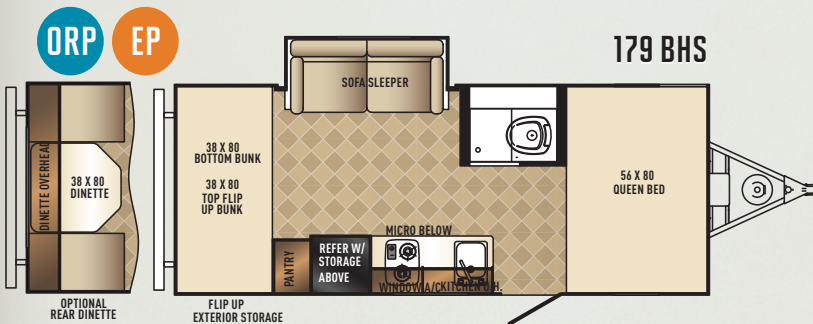
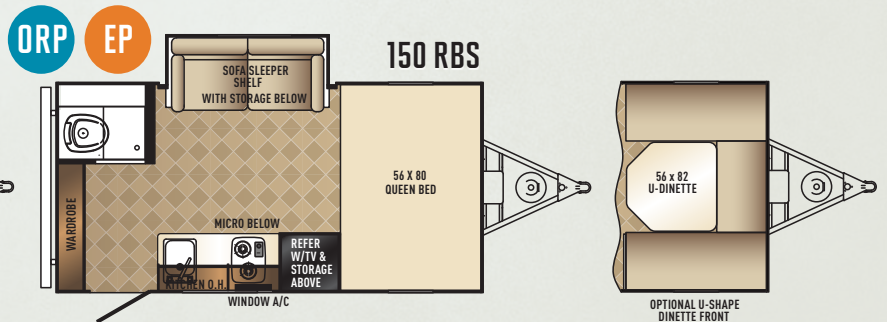
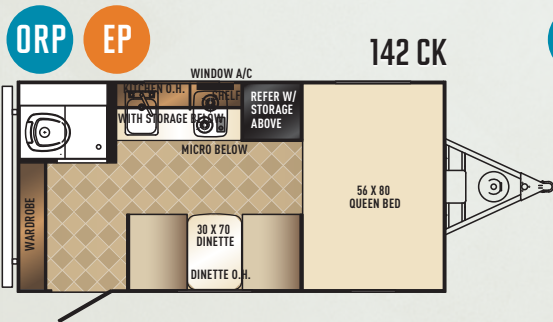
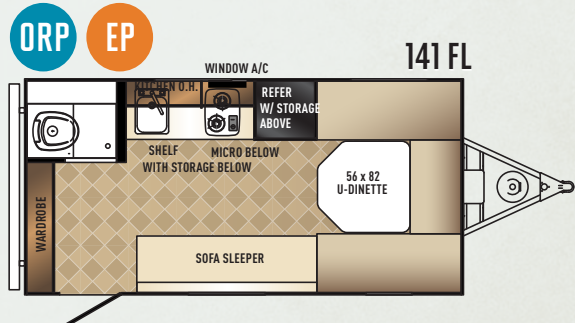
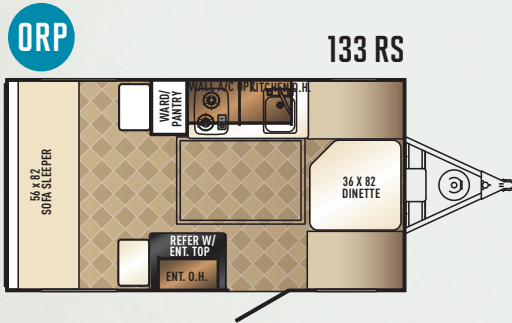
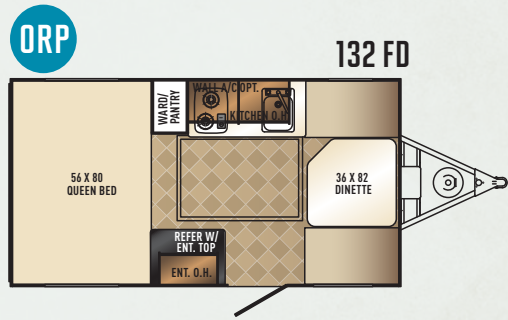
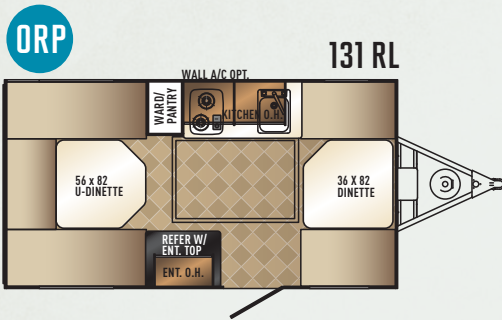
- 15" wheels
- 28" Mudder tires
- Lift Kit
- Motion Sensor Security light
- Flared Fenders
- Assist Rail

**EP**

**OPTIONAL ELITE PACKAGE**

- Serta Mattress
- Bonded Windows
- Solid Surface counter tops
- Aluminum wheels
- Power awning w/LED lights

*The Palominis have many standard features including laminated walkable roof, maple hand glazed cabinets, LED interior lighting, ball bearing drawer guides and much more. With these 8 floorplans you are sure to find the perfect design for your needs.*



SUPERIOR FEATURES.

# TOP TEN REASONS TO BUY

1. Light weight construction to promote better fuel efficiency
2. Vacuum bonded construction
3. Exterior fiberglass for easy cleaning and maintenance
4. Fully walkable roofs
5. Tinted safety glass windows
6. LED interior lights allow for more light and less power usage
7. Residential cabinets and real wood accents
8. Fully loaded with amenities
9. Narrow footprint to increase visibility
10. Affordably priced

## PALOMINI STANDARDS & OPTIONS

### STANDARD FEATURES

- Dexter Tor Flex torsion axle (N/A 131/132/133)
- Diamond plate front
- 2 rear stabilizer jacks
- 1-20 lb. LP tank
- 5,000 BTU AC
- AM/FM bluetooth stereo
- Ball bearing drawer guides
- 2 burner cook top
- Microwave
- Power vent
- CO<sup>2</sup> detector
- True Maple hand glazed cabinets

- LED interior lighting
- Laminated walkable roof
- Pillow top memory foam mattress (132 Only)
- ToyLok®

### OPTIONAL FEATURES

- Serta Mattress
- Aluminum wheels
- Frameless windows
- Power Awning w/LED lights (N/A on 131/132/133)
- RVQ grill w/bumper mount
- Solid surface counter tops



*ToyLok® allows owners to secure their valuables by simply looping the retractable cable through their items and locking it with the specialty padlock*

## PALOMINI WEIGHTS & MEASURES

	131 RL	132 FD	133 RS	141 FL	142 CK	150 RBS	179 BHS	179 FXS
Hitch Dry Weight	213 LBS.	213 LBS.	197 LBS.	168 LBS.	165 LBS.	167 LBS.	385 LBS.	339 LBS.
Dry Axle Weight	1717 LBS.	1717 LBS.	1707 LBS.	2290 LBS.	2275 LBS.	2413 LBS.	2434 LBS.	2496 LBS.
Total Dry Weight	1930 LBS.	1930 LBS.	1904 LBS.	2458 LBS.	2440 LBS.	2580 LBS.	2819 LBS.	2835 LBS.
GVWR	3713 LBS.	3713 LBS.	3697 LBS.	3668 LBS.	3665 LBS.	3667 LBS.	3885 LBS.	3839 LBS.
Interior Height	6'4"	6'4"	6'4"	6'4"	6'4"	6'4"	6'4"	6'4"
Exterior Height	8'	8'	8'	8'9"	8'9"	8'9"	8'9"	8'9"
Exterior Width	7'	7'	7'	7'	7'	7'	7'	7'
Travel Length	16'10"	16'10"	16'10"	18'2"	18'2"	18'2"	21'8"	21'8"
Fresh Water Capacity	19 GALS.	19 GALS.	19 GALS.	19 GALS.	19 GALS.	19 GALS.	19 GALS.	19 GALS.
Gray Water Capacity	N/A	N/A	N/A	30 GALS.	30 GALS.	30 GALS.	30 GALS.	30 GALS.
Black Water Capacity	N/A	N/A	N/A	30 GALS.	30 GALS.	30 GALS.	30 GALS.	30 GALS.
Cargo Carrying Capacity	1766 LBS.	1766 LBS.	1776 LBS.	1193 LBS.	1208 LBS.	1070 LBS.	1049 LBS.	987 LBS.

YOUR PALOMINI DEALER



**Learn More**  
Scan this barcode using a QR Reader on your smart phone to learn more about Forest River.



A Berkshire Hathaway company.



### PALOMINO RV

1047 East M-86 | Colon, MI 49040  
P: 269.432.3271 | F: 269.32.2516

[www.palominorv.com](http://www.palominorv.com)

All illustrations and specifications contained in this literature are based on the latest product information at time of publication. Forest River, Inc. reserves the right to make changes in prices, colors, materials, equipment and specifications at anytime without notice and assumes no responsibility for any error in this literature. All weights shown are approximate. All units are shipped F.O.B. point of manufacture. CONSULT YOUR LOCAL DEALER FOR WARRANTY INFORMATION. Litho U.S.A. 2013.11.13 FOR 1132