


LUXURY CROSS-OVERS BY HEARTLAND

DSI
Annual RVDA DEALER
SATISFACTION INDEX
AWARD WINNER




TORQUE



TRAVEL TRAILERS

10' GARAGE

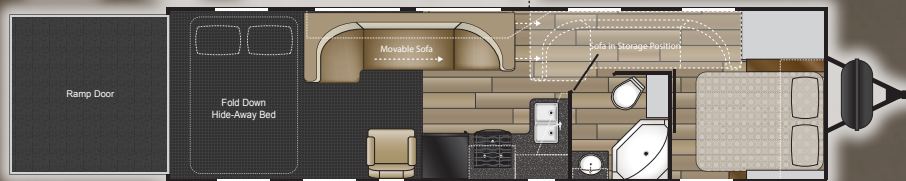


Length: 34' 5"
Dry: 7,295

Height: 12' 0"
Hitch: 960

TQ 261
GVWR: 10,500

12'-17' GARAGE

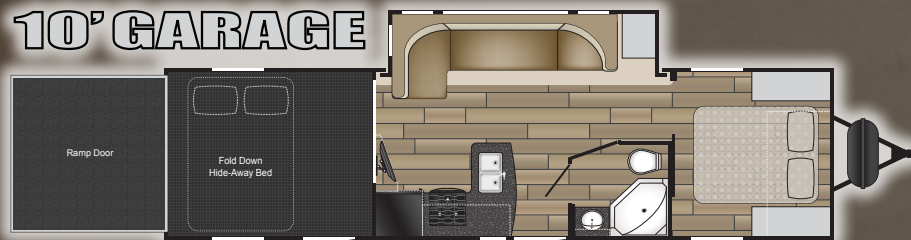


Length: 35' 3"
Dry: 7,995

Height: 12' 0"
Hitch: 890

TQ 280
GVWR: 10,500

10' GARAGE



Length: 36' 5"
Dry: 8,400

Height: 12' 0"
Hitch: 1,335

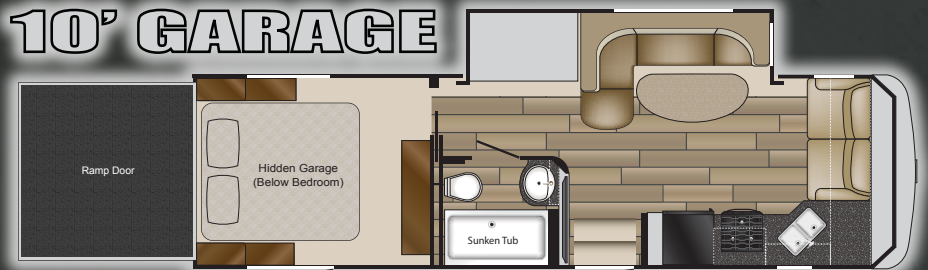
TQ 290
GVWR: 13,000

FIFTH WHEELS

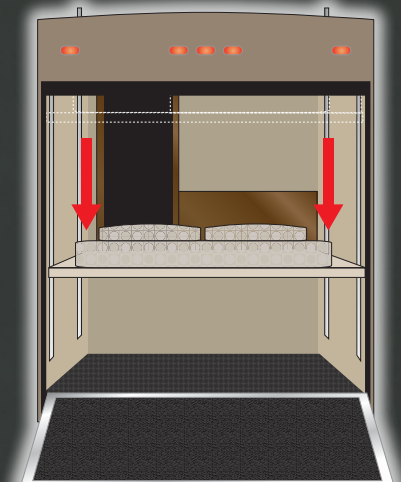
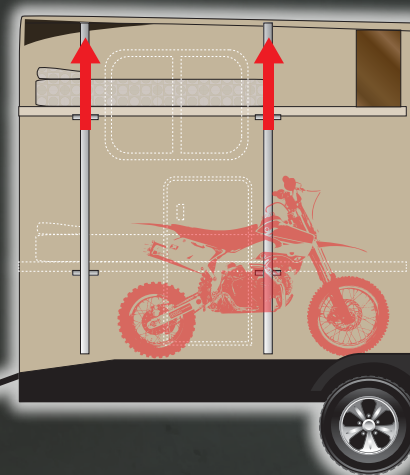
NEW

270 HG

10' GARAGE

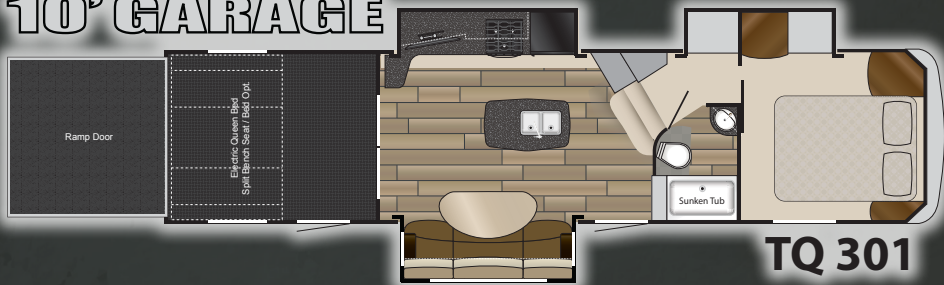


TQ 270HG



FLOORPLANS

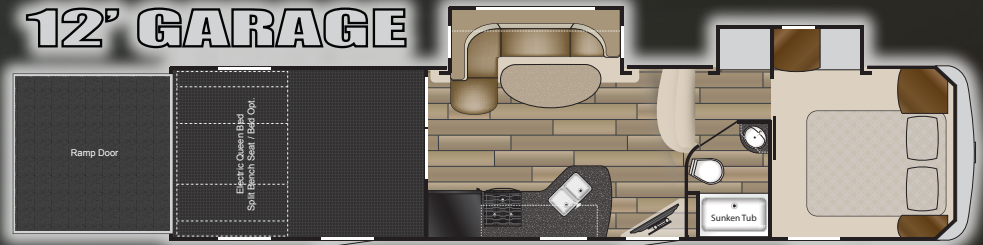
10' GARAGE



TQ 301

Length: 36' 10" Height: 12' 8"
 Dry: 10,945 Hitch: 2,435 GVWR: 14,000

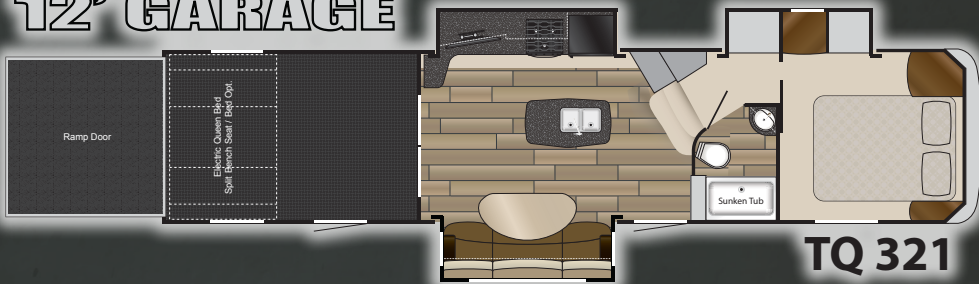
12' GARAGE



TQ 312

Length: 38' 0" Height: 12' 8"
 Dry: 10,625 Hitch: 2,430 GVWR: 14,000

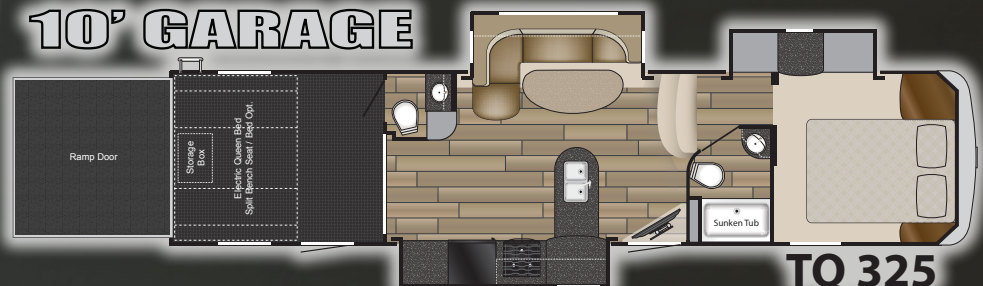
12' GARAGE



TQ 321

Length: 38' 10" Height: 12' 8"
 Dry: 11,570 Hitch: 2,450 GVWR: 14,000

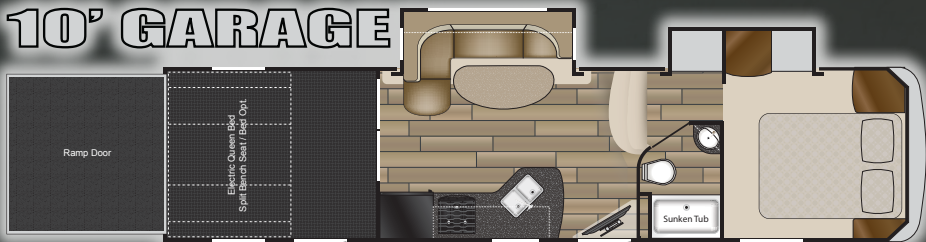
10' GARAGE



TQ 325

Length: 38' 7" Height: 12' 8"
 Dry: 11,470 Hitch: 2,450 GVWR: 14,000


10' GARAGE



TQ 291

Length: 36' 0" Height: 12' 8"
 Dry: 10,400 Hitch: 2,090 GVWR: 14,000

12' GARAGE



TQ 380



HIGHER STANDARDS TORQUE

Interior

- LED Lighting Throughout
- Lauren Ashley Furniture with Built in Recliners
- 3 Interior Décor Choices
- High End Bordeaux Cabinetry
- High End Boxed Lambrequins' w/ Mini Blinds
- Pleated Night Shades
- Beauflor Flooring Throughout Unit
- High End Carpeting
- Cable / Satellite Prepped
- DVD/CD/ MP3/ AM/ FM Player
- Dual Ducted 15,000 BTU A/C
- Fire Extinguisher
- LP Detector
- Smoke Detector
- Sliding Glass Door (N/A 270 and 280)
- TT Tanks: Fresh 86 gal, Gray 35 gal, Black 35 gal
- FW Tanks: Fresh 100 gal, Gray 75 gal, Black 41 gal

Exterior

- Correct Track Alignment System (FW only)
- 10" I-Beam Frame Rails (FW) (12" on TQ380)
- 8" I-Beam Frame Rails (TT)
- 16" Steel Wheels (on FW) 15" Steel Wheels (on TT)
- Deep Dark Tinted Windows
- Electric Front Landing Gear (Power Front Jack on TT)
- Fiberglass Front Cap
- Massive Pass Through Storage
- Electric Awning
- 30AMP Service
- Heated and Enclosed Underbelly
- Door Side Porch Light
- Dual High Output Rear Cargo Lights
- Exterior Shower

- High Strength Radius Rubber Roof
- 2" Welded Tubular Aluminum Side Walls
- All New High End Torque Graphics
- High Strength Plastic Grab Handle
- 55 Amp Converter
- 101" Wide Body Design
- Enclosed Goose Neck (FW only)
- Dual 30LBS LP Bottles (Duel 20lbs on TT)
- Wide-Trac Suspension (TT only)
- Rear Manual Stab Jacks
- Aluminum Alloy Wheels

Garage

- Fuel / Oil Resistant Diamond Plate TPO Rubberized Flooring
- Huge Overhead Storage in the Garage
- Diamond Plate Wall Corner Protection
- High Capacity Ramp Door (3,000 lbs.)
- High Efficiency 12V Fan
- Heat and A/C Ducted
- Huge Windows with Blinds
- 24" Beaver Tail

Kitchen

- Solid Surface Countertop in Kitchen Area
- Steel Ball Bearing Drawer Guides - Full Extension
- High Rise Kitchen Pull-Out Faucet
- 3 Burner Range w/ Large Convectional Oven
- Microwave Oven
- Double Door Refrigerator
- Deep Basin Acrylic Sink
- Power Range Hood w/ Light

Bed and Bath

- Single Level Master Suite
- Spacious Sunken Bathtub
- Bath Room Power Vent
- Heat and A/C in Bathroom
- Bedroom TV Hookup with Booster
- Skylight Over Shower
- Over Head Reading Lights
- Hardwood Medicine Cabinet
- 60" X 80" Queen Bed w/ Hi-End Pillow Top Mattress and Comforter

OPTIONS

- Ivory Wood Decor
- 3500 Watt Portable Gen
- Rear Electric Queen Bed w/ Convertible Sofa
- 32" LCD Flat Screen TV
- Vinyl Rear Screen
- Fuel Station w/ Gen Prep (30gal)
- 4000 Watt Onan Built in Generator (Requires Gen Prep w/ Fuel Stat)
- 50 Amp Service (FW only)
- Second A/C (Requires 50 Amp Service)
- 5.5Watt Oman Generator (Requires 50 amp Service) (FW only)
- Fantastic Fan w/ Rain Sensor (Kitchen)
- 32" Bedroom TV

SS PACKAGE

- Painted Front Cap
- Colored Fiberglass Sidewalls
- Exclusive SS Graphics



Product information is as accurate as possible as of the date of publication of this brochure. Due to Heartland's commitment to continuous product improvement - floorplans, materials, components, features, specifications, options, etc. are subject to change without notice or obligation to Heartland Recreational Vehicles. Product information and specifications apply to coaches beginning with serial number 273364

Tow Vehicle Caution: Owners of Heartland recreational vehicles are solely responsible for the selection and proper use of tow vehicles. All customers should consult with a motor vehicle manufacturer or their dealer concerning the purchase and use of suitable tow vehicles for Heartland products. Heartland disclaims any liability or damages suffered as a result of the selection, operation, use or misuse of a tow vehicle. Heartland's limited warranty does not cover damage to the recreational vehicle or the tow vehicle as a result of the selection of the tow vehicle. See your nearest Heartland dealer to review a current model.