



INTRODUCING THE 2013

American HERITAGE®

In the 2013 American Heritage, you'll indulge in a gourmet galley and lavish amenities. Everywhere you turn, decadence abounds. Details like glazed hardwood cabinetry, polished porcelain tile and a tumbled rock spa shower enclosure catch your eye, beg to be touched and exude rapturous beauty and splendor.







AMERICAN HERITAGE 45N shown in Eloquent Ebony interior décor with Imperial Cabernet Glaze Cherry wood cabinetry





SOPHISTICATION THAT SPEAKS VOLUMES WITH AN INVITING WHISPER.

Inside the American Heritage, sophisticated palettes, enticing textures and exhilarating patterns create a stunning interior landscape. From the moment you step inside, it's evident that this is the extravagant reward you deserve for all your hard work.



EXTERIOR / INTERIOR DÉCOR



WINTER PARADISE



B'DAZZLED CHOCOLATE



ELOQUENT EBONY



Imperial Cabernet Glaze

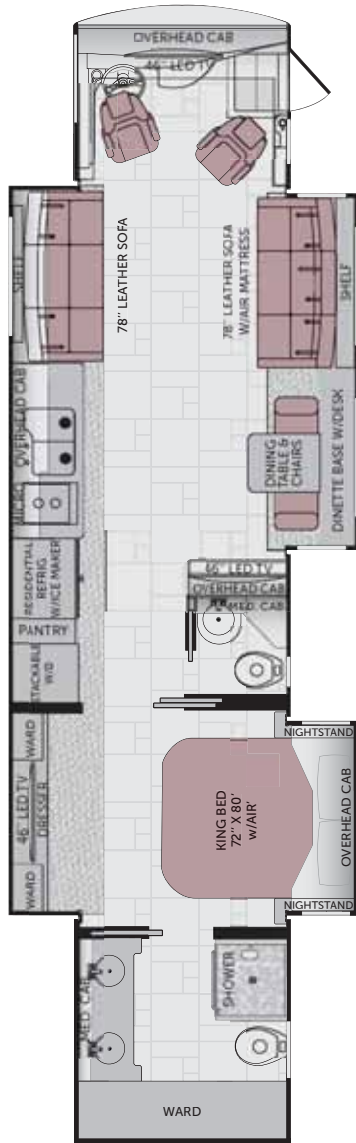


Bavarian Crème Glaze



Almond Mocha Glaze

FLOOR PLANS



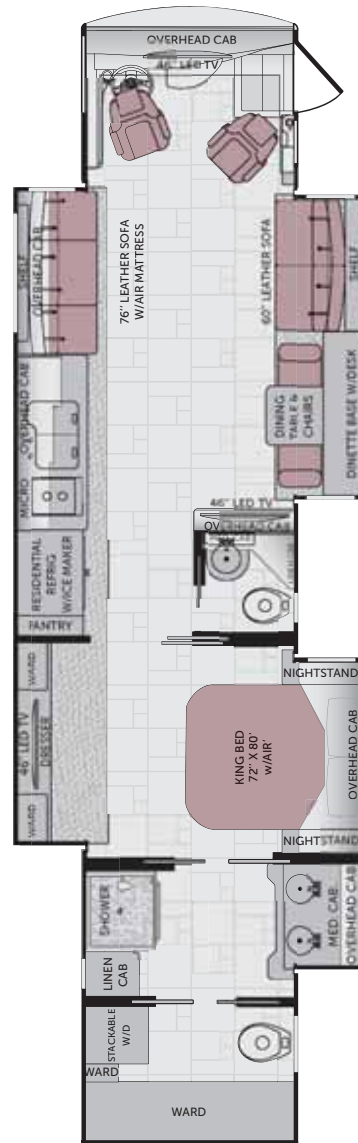
45BT

Available options: 107, 126, 129, 830, 831, 854



45N

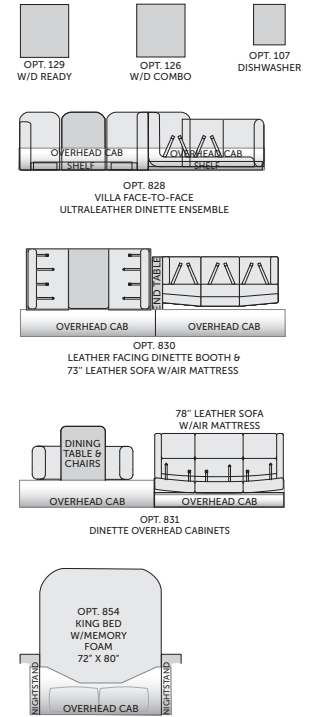
Available options: 107, 126, 129, 854



45T

Available options: 107, 126, 129, 828, 831, 854

OPTIONS



STANDARD & OPTIONAL FEATURES

INTERIOR

GENERAL AMENITIES

- 30" Deep Slide-Outs
- Decorative Ceiling Trim
- Hardwood Window Treatments
- Wood-Trimmed Fan-Tastic® Rain Sensor, Power Roof Vents w/3-Speed Fan (3)
- Flush Bolt Latch Hardware on Pocket Doors
- Interior MultiPlex Power Management System
- Lined Cabinet Interiors
- Premium Hardwood Cabinet Doors
- Premium Hardwood Face-Framed Cabinetry & Moldings
- Polished Porcelain Tile Floor w/Décor Accents Throughout

Optional

- Canadian Standards Build
- Custom Interior Request
- Factory V.I.P. Delivery

DRIVER CONVENIENCE

- Adjustable Brake & Throttle Pedals
- Auxiliary Fog Lamps
- Auxiliary Start Switch
- Chrome, Heated Side-View Mirrors w/Remote Adjustment & Turn Signal Indicators, Side Vision Cameras Integrated into Mirrors
- Compass & Exterior Temperature Gauge
- Defrost Control System
- Dual-Dash Monitor Design
- Driver & Passenger LED Reading Lights
- Driver Seat & Steering Wheel Position Memory
- Hadley® Air Horns
- Halogen Head Lamps
- Hardwood Dash Cabinetry w/Solid-Surface Top and Storage Drawers
- I.C.C. Light Switch
- Keyless Entry Door Access w/Key Fob
- Low-Profile, Automotive-Style Dash Instrumentation, Backlit Gauges & Switches
- Multiple Auxiliary 12-Volt Dash Receptacles
- One-Piece Windshield Bonded to Steel
- Power Driver Window
- Powered Windshield Privacy Blinds & Shades
- Pressure Pro® Active Tire Pressure Monitoring System
- SGM Dash Climate Control System w/Dual Zone Control
- Silverleaf® Chassis Monitoring System
- Smart Wheel, Leather and Burl Wood Trim, Electronic Tilt-Tip-Telescope
- Tag Axle Dump Switch
- Top-Mounted Intermittent Windshield Wiper System w/Wet Arm
- Villa® 8-Way Power Driver Seat w/Heat, Power Lumbar, Adjustable Arms & Massage (Leather)
- Villa 8-Way Power Passenger Seat w/Heat, Power Lumbar, Adjustable Arms, Massage & Electric Footrest (Leather)



Electronics

- iPad® Controller for Lights, Blinds & A/V
- RVC Multiplex Control System by Silverleaf®
- Sony® Color Camera Monitor w/One-Way Audio

- Sony Rear-View Camera
- Video Valet w/3 Integrated Cameras
- Xite® Touch Screen Dash Radio w/GPS Navigation & Sirius® Satellite Radio (Subscription Required)

LIVING AREA

- 12V LED Ceiling Lighting
- Central Vacuum System
- Centralized Command Center
- Hardwood Front TV Overhead Cabinetry
- Large Passenger Window
- Lighted Step Well Area w/Power Cover
- Polished Porcelain Tile Floor w/Decorative Insert Tiles
- Power Privacy View-Style Shades—Living, Dinette & Bedroom Areas (12V)
- Raised Panel Hardwood Cabinet Doors

Electronics

- Sony® Blu-ray® DVD w/Wi-Fi
- Bose® V35 Home Theater System
- Sony 46" LED HDTV (45BT/45T Front)
- Sony 46" LED HDTV (Mid-Ship)

Optional

- Interior LED Décor Accent Lighting Package
- TracVision® R6 Series, "In-Motion" HDTV Compatible, Domed Digital Satellite System w/Electronic Dew Shield
- Winegard In-Motion Satellite System

BATHROOM

- Brushed Nickel Finish Bath Accessories
- Clear Glass Shower Enclosure w/Brushed Chrome Trim
- Hand-Laid Residential-Style Tiled Shower w/Solid-Surface Accents & Mosaic Tile
- Kohler Residential Fixed & Hand-Held Shower Heads

- LED Floor Lights
- Polished Solid-Surface Countertop & Sink w/Kohler Faucet
- Residential China Bowl Vacuum Flush Toilets
- Skylight in Shower
- Solid-Surface Shower Caddy

GALLEY

- Adjustable Shelves
- Countertop Decorative Edge Treatment
- Kohler® High-Rise Galley Faucet w/Pullout Sprayer
- Polished Solid-Surface Countertop & Flush Sink Covers
- Porcelain Tile & Glass Accent Backsplash
- Roller Bearing Full Extension Drawer Guides
- Solid Hardwood Drawer Fronts
- Solid-Surface Under-Mount Double-Bowl Sink
- Task LED Lighting

Appliances

- Electric 2-Burner Induction Cooktop
- GE® Advantium® Convection Microwave Oven
- Insta-Hot: Hot Water Dispenser
- Residential Refrigerator w/Icemaker In Door

Optional

- Dishwasher Drawer w/Cabinet Wood Front

BEDROOM

- Cedar-Lined Wardrobe
- Full-Length Rear Wardrobe
- Hardwood 6-Panel Doors
- Hardwood Framed Headboard w/Padded Fabric Accent
- Key-Actuated Hidden Safe
- Lift-Up Bed w/Under-Bed Storage
- Overhead Cabinetry Above Bed
- Polished Solid-Surface Counter & Nightstand Tops
- Recessed Bedroom Ceiling Fan
- Remote Generator Start Switch
- Select Comfort® King Air Mattress w/2 Remotes
- Sony® 46" LED HDTV
- Sony Blu-ray® DVD Player
- Stacked Washer/Dryer
- Video Valet Bedroom Monitor
- Virtual Window, Security Camera
- Wardrobe Lighting

Optional

- Memory Foam Mattress—King
- Combination Washer/Dryer
- Washer/Dryer Ready w/Shelves



FURNITURE

- Decorative Dinette & Folding Guest Chairs (N/A w/Face-to-Face Dinette Options)
- Dinette w/Deep-Base Cabinet Storage, File Storage & Slide-Out Laptop Tray
- Polished Solid-Surface Dinette Table w/ Slide-Out Extension
- Villa Ultraleather Furniture Throughout

Optional

- Dinette Overhead Cabinet (45BT/45T)
- Facing Booth Dinette (45BT)
- Villa® Ultraleather™ Dinette Face-to-Face Dinette Ensemble (45T)

PLUMBING/ELECTRICAL

- Aqua-Hot® Heating System, 50,000 BTU (House, Basement, Water & Engine Pre-Heat)
- Dual Holding Tank San-T-Flush™ System
- Energy Management System (50 Amp)
- Heat Pump on Rear AC Unit
- Heated Tile Floor
- Heated Water & Holding Tank Compartments
- Inverter and Battery Monitor

- Multi-Point Water Pump Switching
- PEX Plumbing System
- SensaTank™ Level Monitoring System (Interior and Exterior Monitor)
- Surge Guard™ Electrical System Protection
- Three 15.0M Low-Profile Roof Air Conditioners
- Variable-Speed Water Pump
- Waste Management System (Macerator)
- Whole Coach Water Filtration System

SAFETY

- 3-Point Integrated Seat Belts at Driver & Passenger Seats
- Carbon Monoxide (CO) Detector
- Emergency Egress Window
- Fire Extinguisher
- Propane (LP) Leak Detector

- Lighted Exterior Grab Handle
- Momentary Courtesy Lighting at Entry and Passenger Area
- Side Docking Lamps
- Side Turn Signal Indicators
- Smoke Detector/Alarm

EXTERIOR

GENERAL AMENITIES

- Air Inflation Hose w/Fittings
- Battery Disconnect Switches for House & Chassis
- Brushed Stainless Kick Plate Under Entry Door
- Brushed Stainless Service Panels
- Convenience Light in Utility Compartment
- Protective Front Mask
- Dual Pure Sine Wave Inverter/Chargers (1-2800w, 1-2000w)
- Electrical Outlets in Luggage Compartments
- Fresh Water Hose (25')
- Full-Width Rear Rock Guard w/Stainless Logo Panel
- Integrated Rear Upper Fiberglass Wing Deflector
- Keyless Entry Touch Pad/Entry Handle Integrated
- Large Rear Engine Access Door w/Power Assist Struts
- Maintenance-Free (5) Absorbed Glass Mat 12-Volt Batteries (4D)
- Cummins Onan® 12.5 kW Quiet Diesel Generator on Power Slide-Out w/Automatic Start
- "One Key" System (Luggage & Entry Doors)
- Power Cord Reel (50 AMP)
- Power Bus-Style Double Entry Step
- Power Luggage Door Locks (Select Doors) w/Remote Key Fob



- Power Water Hose Reel
- Roof-Mounted Engine Air Intake
- Solar Charging Panel (120w)
- Spray Wand w/Soap Dispenser & Paper Towel Holder
- Strut-Assisted Side-Hinged Luggage Doors
- Windshield Washer 1.5-Gallon Reservoir

Optional

- 1st Full Bay 36"/54" Slide Trays
- 1st Full Bay 90" Slide Tray
- 2nd Full Bay 36"/54" Slide Trays
- 2nd Full Bay 90" Slide Tray
- 1st Full Bay 90" Electric Tray & 2nd Full Bay 54"/36" Slide Tray
- 1st Full Bay 90" Electric Trays & 2nd Full Bay 90" Electric Tray
- Custom Exterior Paint Color Request
- Exterior Sidewall TV (Sony® 32" LCD HDTV & Sony AM/FM/CD/DVD)
- Ground Effects LED Lighting Package
- Polished Stainless Trim 6"
- Polished Stainless Trim 12"
- Power Cord Remote (Key Fob)
- Two-Piece Aluminum Rear Ladder

AWNINGS/WINDOWS/DOORS

- 30" Avionics Entry Door w/Deadbolt & Pneumatic Air Latches
- Entry Screen Door w/Logo Kick Plate
- Windows w/Graphic Overlay
- Girard Window Awning (Sofa-Galley Window)
- Powered Entry Door Awning
- Roof-Mounted Girard Nova 2-stage Power Awnings (2) w/Wind Sensor System
- Slide-Out Topper Awnings

CONSTRUCTION

- 5-Layer Flooring w/3" Bead Foam Insulation
- 6-Layer Radius Roof w/Bead Foam Insulation
- Aluminum-Framed Wall Construction
- Central Electrical Panel for 120V/12V AC/DC
- Dense Bead Foam Insulation Throughout
- DuPont® Automotive Full Body Paint w/Sand & Buff Super Clear High-Gloss Finish
- Fiberglass Front and Rear Quarter Panels
- Fiberglass Molded Front Bumper
- Full Fiberglass Front & Rear Caps
- Gel Coat Fiberglass Exterior Sidewalls w/No Wood Substrate
- Heated Water and Holding Tank Compartments
- Interlocking Aluminum Roof/Sidewall/Floor Connections
- Insulated Aluminum Framed & Paneled Luggage Compartment Doors
- One-Piece Molded Fiberglass Roof w/Radius Corners & Seamless Transition to Caps
- Pebble-Finished Fiberglass Basement Lining
- Steel Construction on Front Bulkhead
- Sound Absorption Material Front, Rear & Engine
- Vacu-bond® Sidewall, Roof, Floor & Rear Wall

LIBERTY® CHASSIS

- Aluminum Wheels (6)
- Anti-Lock Brake System (ABS)
- Automatic 4-Point Dual (Air & Hydraulic) Leveling System
- Automatic Traction Control
- Custom-Tuned Sachs® Shocks
- Dual Locking Fuel Fill Doors
- Electro-Coated Heavy-Duty Steel Bridge Structure
- Engine Block Heater
- Full Air Brakes w/Automatic Slack Adjusters
- Neway® Air Ride Suspension
- Side Radiator Configuration
- Two 1900 CCA Maintenance-Free Chassis Batteries
- ZF® Independent Front Suspension w/60-Degree Steering Angle

WEIGHTS & MEASURES

WEIGHTS

CHASSIS — LIBERTY®			
Model	45BT	45N	45T
GVWR (lbs) ¹	51,000	51,000	51,000
Front GAWR (lbs) ²	17,000	17,000	17,000
Rear GAWR (lbs) ²	20,000	20,000	20,000
Tag Axle GAWR (lbs) ²	14,000	14,000	14,000
GCWR (lbs) ³	66,000	66,000	66,000
Hitch Rating Weight (lbs) ^{††}	15,000	15,000	15,000
Tongue Weight (lbs) [†]	1,500	1,500	1,500
Fuel Capacity (gal)	150	150	150

DIMENSIONS & CAPACITIES

MODEL	45BT	45N	45T
Wheelbase (inches)	302"	302"	302"
Overall Length ⁴	44'-11.5"	44'-11.5"	44'-11.5"
Overall Height (with A/C)	12'-11"	12'-11"	12'-11"
Overall Width (maximum) ^{5,6}	102"	102"	102"
Interior Height (maximum)	84"	84"	84"
Interior Width (maximum)	96"	96"	96"
Fresh Water Holding Tank (gal)	100	100	100
Grey Water Holding Tank (gal)	60	60	60
Black Water Holding Tank (gal)	40	40	40

CHASSIS — Liberty® 600

MODEL: Freightliner® SLM Series

ENGINE: Cummins® 15L ISX w/3-Stage Engine Brake

TORQUE: 1,950 lb-ft @ 1,200 RPM

HORSEPOWER: 600 HP

TRANSMISSION: Allison® 4000 MH, 6-Speed w/Electronic Shifter

ALTERNATOR: 270-Amp Leece-Neville

FRONT TIRES: 315/80R 22.5 Michelin® Radial (2)

REAR TIRES: 315/80R 22.5 Michelin Radial (6)

IMPORTANT — PLEASE READ: Product information, photography and illustrations included in this publication were as accurate as possible at the time of printing. For further product information and changes, please visit our website at www.AmericanCoach.com or contact your local American Coach dealer. Prices, materials, design and specifications are subject to change without notice. All weights, fuel, liquid capacities and dimensions are approximate. American Coach has designed its recreational vehicles to provide a variety of uses for its customers. Each vehicle features optimal seating, sleeping, storage and fluid capacities. The user is responsible for selecting the proper combination of loads (i.e., occupants, equipment, fluids, cargo, etc.) to ensure that the vehicle's capacities are not exceeded.

1. GVWR (Gross Vehicle Weight Rating) is the maximum permissible weight of this fully loaded motor home. The GVWR is equal to or greater than the sum of the (UVW) unloaded vehicle weight plus the (OCCC) occupant cargo-carrying capacity*
 2. GAWR (Gross Axle Weight Rating) is the maximum permissible loaded weight a specific axle is designed to carry.
 3. GCWR (Gross Combined Weight Rating) is the value specified by the motor home manufacturer as the maximum allowable loaded weight of this motor home with its towed vehicle. Towing and braking capacities may be different. Refer to American Coach and chassis manufacturer's manuals for complete information.
 4. Length measured from front bumper to rear bumper (excludes accessories).
 5. Excludes safety equipment and awnings.
 6. Motor homes feature a body width over 96" which will restrict your access to certain roads. Before purchasing, you should research any state and/or province road laws which may affect your usage.
- N/A = Not Applicable

† The chassis manufacturer recommends the installation of a supplemental brake control system to activate the brakes on the vehicle or trailer you are towing. Hitch receiver ratings expressed are maximum for the hitch receiver installed and may require the purchase of additional equipment that is dependant on the weight of the towed load. Consult with hitch receiver manufacturer for further information.

†† The Minimum Towable Load of this vehicle is the available weight capacity, up to GCWR, when the coach is fully loaded to maximum GVWR. However, if the coach is loaded to something less than maximum GVWR, that extra available weight capacity can be added to your Towable Load. For example, if your coach is loaded to 1,000 lbs less than maximum GVWR, your Towable Load increases accordingly. Do not exceed the hitch rating weight, GVWR or GCWR.

* UVW and OCCC are found on the label containing the federal certification tag in each RV.

** All 2013 American Coach motor homes include a 1-year American Coach Premier Roadside Assistance membership. For complete info, see your American Coach dealer.

CONTACT US: To locate a dealer near you, visit our website at www.AmericanCoach.com or call 1-800-435-7345. We can also be contacted at American Coach Customer Care, P.O. Box 31, Decatur, IN 46733.

THE AMERICAN COACH DIFFERENCE

EXCEPTIONAL DISTINCTION

At American Coach, we believe that your motorcoach is an exuberant declaration of success. That's why we strive every day to provide the best service, the most personal support, the highest-quality materials and the most distinctive designs in the RV industry.

We outfit each coach with state-of-the-art, name-brand technology, sophisticated accessories and engineered components. Our luxury motorcoaches do more than help you make memories—they help you make a statement, no matter where your travels take you.

Superior Innovation

The American Coach manufacturing process incorporates expert engineering, cutting-edge technology and industry-leading construction techniques.

- Vacu-bonded® floors, sidewalls and roof
- Interlocking aluminum construction
- DuPont® ChromaSystem™ full-body exterior paint



American Coach has partnered with Freightliner Custom Chassis Corporation (FCCC) to provide an integrated engineering chassis solution for the exclusive Liberty® Chassis design—durable and dependable with an impressive warranty and the smoothest ride in the industry.

Trusted Support

From the first time you step inside your coach—and for many years to come—our service and support team is here to guarantee a smoother, safer, more satisfying ownership experience.

- American Coach Premium Roadside Assistance
- Nationwide network of luxury motorcoach dealers
- Dedicated factory support exclusively for American Coach owners



Reliable Reputation

In a marketplace full of imitators, the American Coach reputation speaks for itself.

- Industry-leading engineering and construction
- Industry-leading service and support
- Recognition and respect from customers
- Highest resale values
- Most satisfied repeat buyers



American Coach Customer Care, P.O. Box 31, Decatur, IN 46733.

© 2012. Fleetwood RV, Inc. Printed in the USA. Inventory Control Number AH13B1, 10/12. Model Year 2013, First Edition.



DRIVING YOUR PASSION

INTEGRITY. REPUTATION. COMMITMENT.

AT AMERICAN COACH® THESE ARE MORE THAN JUST WORDS. THEY'RE THE PRINCIPLES UPON WHICH WE BUILD EVERY MOTORCOACH, EVERY DAY.

WE BELIEVE THAT EVERY LUXURY MOTORCOACH OWNER DESERVES AN EXTRAORDINARY JOURNEY, WHICH IS WHY THE AMERICAN COACH STORY BEGINS LONG BEFORE YOU STEP INSIDE OR GET BEHIND THE WHEEL. IT BEGINS WITH INNOVATIVE ENGINEERING, CUTTING-EDGE CONSTRUCTION TECHNIQUES AND A METICULOUS ATTENTION TO DETAIL. BUT A BEAUTIFUL, DISTINCTIVE DESIGN IS ONLY THE BEGINNING. THROUGH OUR EXPERT SERVICE TEAM AND DEDICATED NATIONWIDE DEALER NETWORK, WE'VE EARNED AN UNSURPASSED LEVEL OF CUSTOMER LOYALTY.

WE'RE WITH YOU AT EVERY TURN, EVERY TIME, YEAR AFTER YEAR. YOUR DREAMS ARE LIMITLESS, AND SO IS OUR COMMITMENT TO EVERY AMERICAN COACH OWNER. WE'RE MORE THAN A LUXURY MOTORCOACH MANUFACTURER. WE'RE A PARTNER IN THE PURSUIT OF YOUR PASSION.



American Coach®

DRIVING YOUR PASSION