



TRUCK CAMPERS

2012

BRONCO » MAVERICK



A NEW DAY BEGINS...GO GET IT!

PALOMINO » *Bronco*

Get the trophy winner.

Discover a whole new world of fun and adventure with the Bronco folding truck camper. This lightweight truck camper features a pop-up roof that raises with an easy-to-operate crank system, creating a spacious interior with full stand-up room and lots of convenient features. The exterior is constructed with sturdy laminated sidewalls on the lower portion of the unit and durable vinyl coated canvas on the upper portion. Most importantly, the Bronco's lightweight, low profile design gives you better fuel efficiency and on or off-the-road handling.



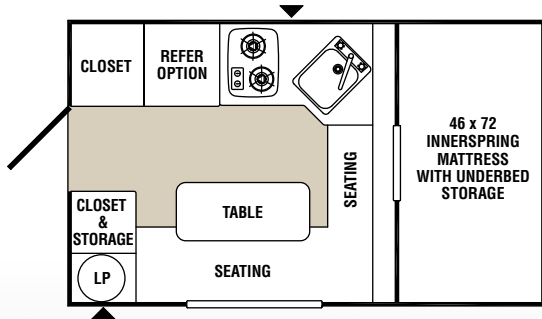
Model B-800



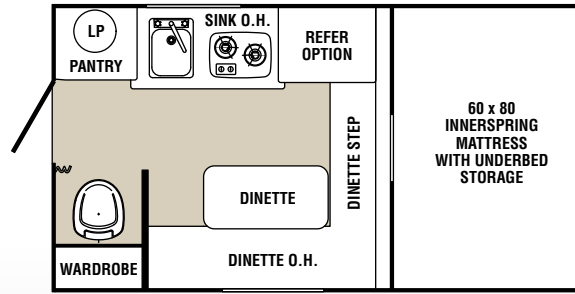
Model B-1500



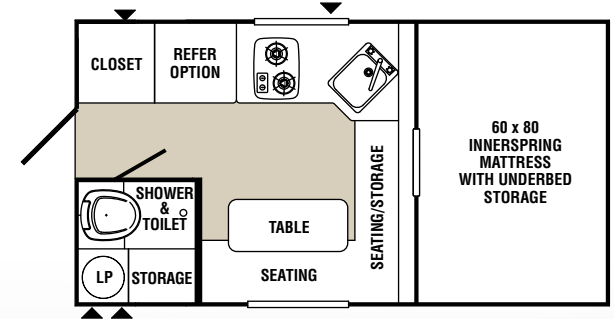
BRONCO » Floorplans



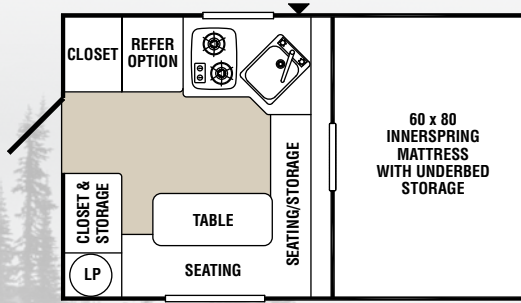
B-600



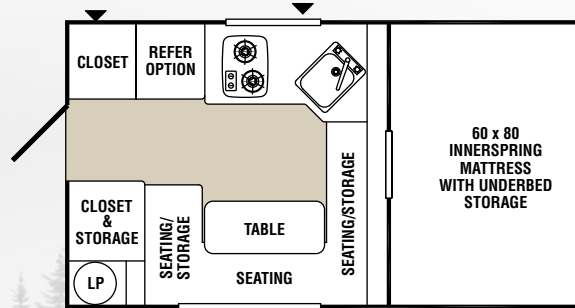
B-1225



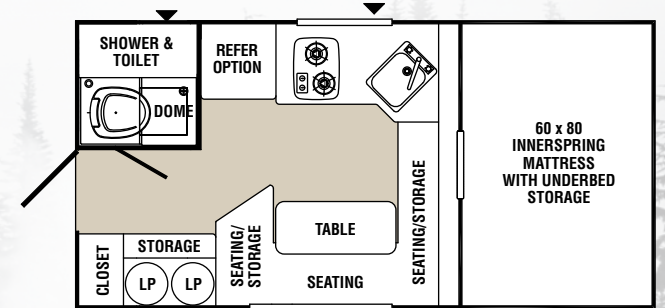
B-1251 SB



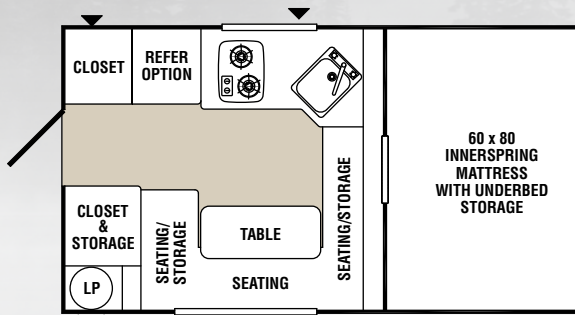
B-800



B-1250 SB



B-1500 LB



B-1200



Model B-800

BRONCO » Standards & Options

STANDARDS

- » 12 Volt Interior Lights
- » 12 Volt Patio Light
- » 120 Volt Outside Receptacle/GFI
- » 14 x 14 Roof Vent
- » 25 AMP Converter w/Charger
- » 30 Ft. Detachable Power Cord (30 AMP)
- » Bedspread
- » City Water Hookup
- » Congoleum® Vinyl Floor Covering
- » Demand Water System
- » Entry Assist Handle
- » Laminated Construction
- » Pleated Fabric Window Shades
- » Porta-Potti Storage (N/A on B-1251 SB, B-1500 LB)
- » Roof Air Ready

- » Serta® Mattresses
- » Steel Floor Supports
- » Toilet w/Holding Tank (Std. on B-1225, B-1251 SB, B-1500 LB)
- » Suburban™ Two Burner Cook Top
- » Under Bed Storage
- » Vented Privacy Drape/Cab over
- » Vinyl Coated Canvas
- » Wheel Well Access Doors
- » Zippered Escape in Cab over
- » 12' Bargman® Power Cord
- » Pre-wired for Electric Jacks (B-1251 SB & B-1500 LB Only)

OPTIONS

- » 20,000 BTU Furnace
- » Air Conditioner (Low Profile 11,000 BTU)

- » Carbon Monoxide/LP Gas Detector (Mandatory Option)
- » CD/DVD Player w/Theater Sound
- » CD/DVD Player
- » Create-A-Breeze™ Fan (Mandatory Option)
- » Dometic® Refrigerator - 2 Cu. ft. 3-way (B-600 Only)
- » Dometic® Refrigerator - 3 Cu. ft. 3-way (N/A on B-600)
- » Dually Brackets (N/A on B-600)
- » Electric Jacks
- » Torklift® - Glow Step (4 Step)
- » Dometic® A & E Side Awning
- » 6 Gal. DSI Gas Water Heater w/Outside Shower (Mandatory Option) (N/A on B-600 & B-800, Std. on B-1251 SB & B-1500 LB)
- » Vented Battery Box
- » Yamaha® 2400 Watt Generator

BRONCO » Specifications

	B-600	B-800	B-1200	B-1225	B-1250 SB	B-1251 SB	B-1500 LB
Total Exterior Length	11' 0"	11' 4"	12' 10"	13' 4"	12' 10"	13' 4"	14' 4"
Total Exterior Width	6' 5"	7' 2"	7' 2"	7' 2"	7' 2"	7' 2"	7' 2"
Floor Length	7' 4"	6' 9"	8' 0"	8' 6"	8' 0"	8' 6"	9' 6"
Wheel Well Width	36"	44"	48"	48"	48"	48"	48"
Opt. Dakota Wheel Well Width	N/A	N/A	44"	44"	44"	N/A	N/A
Height Closed with Vent	4' 11"	5' 5"	5' 5"	5' 5"	5' 5"	5' 5"	5' 5"
Interior Open Height	6' 4"	6' 4"	6' 4"	6' 4"	6' 4"	6' 4"	6' 4"
Dry Weight (lbs.)	1,056 lbs.	1,340 lbs.	1,394 lbs.	1,564 lbs.	1,511 lbs.	1,608 lbs.	1,678 lbs.
Fresh Water Capacity (Gals.)	10	16	16	22	16	22	22
Black Water Capacity (Gals.)	N/A	N/A	N/A	7	N/A	7	7
LP Gas Capacity	20 lbs.	20 lbs.	20 lbs.	20 lbs.	20 lbs.	20 lbs.	Two - 20 lbs.
Cab over Bed Size	46 x 72	60 x 80	60 x 80	60 x 80	60 x 80	60 x 80	60 x 80
Dinette Bed Size	20 x 69	36 x 62	36 x 72	36 x 72	36 x 72	36 x 62	36 x 72

PALOMINO » *Maverick*

Take to the road.

Maverick has all you need for your traveling pleasures. The Maverick offers all the amenities of a travel trailer in an easy, on-the-go truck mounted unit. With a handsome smooth fiberglass exterior, the efficiently designed interior is fully furnished with features not usually found in other truck campers. A queen size bed with Serta® mattress, fully equipped galley, complete bathroom facilities, storage closets, and even a slide-out for expanded living space give you comfort and value.

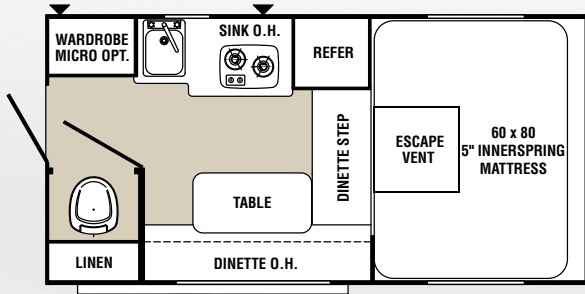


Model M-800

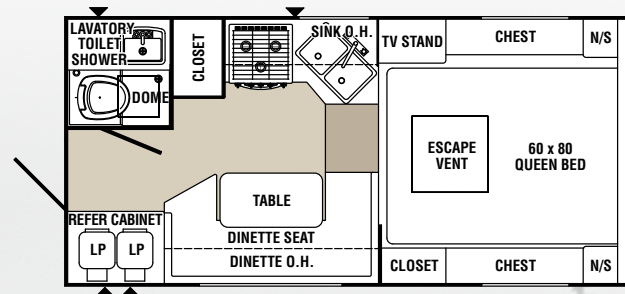




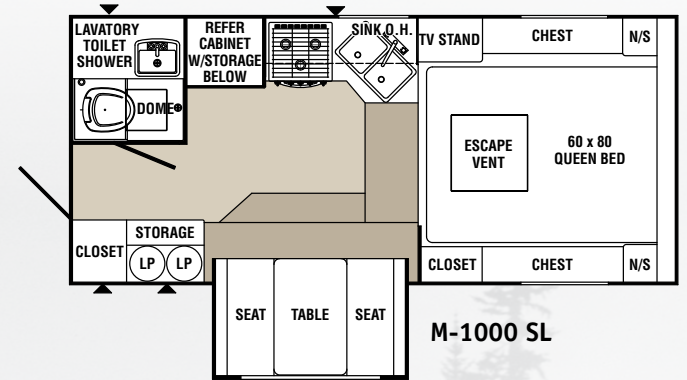
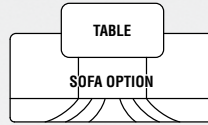
MAVERICK » Floorplans



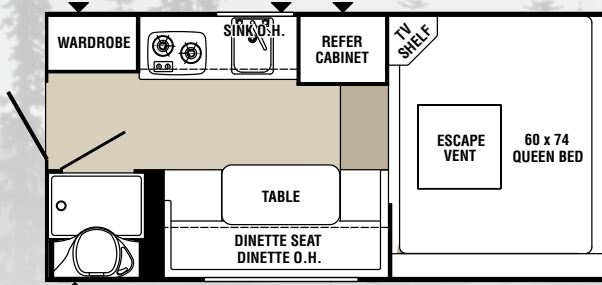
M-800



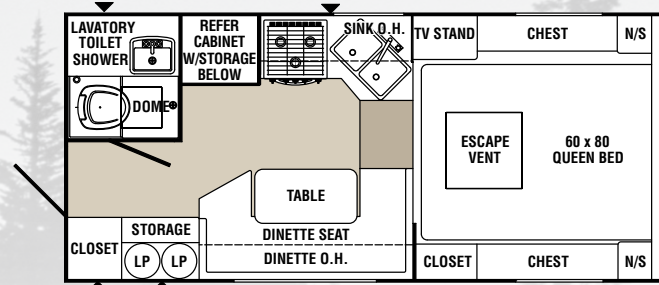
M-8801



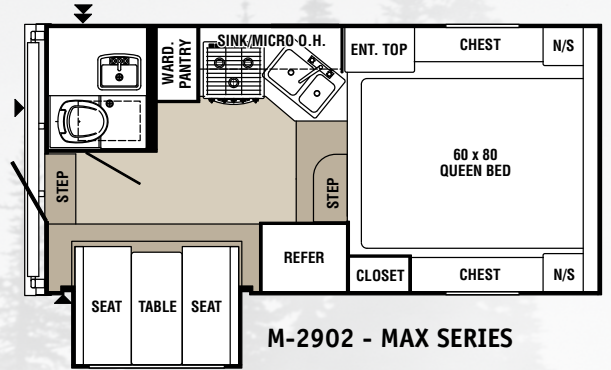
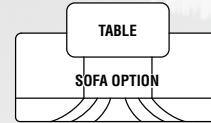
M-1000 SL



M-6601



M-1000



M-2902 - MAX SERIES

Get it
the way
 you want it!



Model M-2902

MAVERICK » Standards & Options

STANDARDS

- » 2,000 lbs. Manual Ball Screw Jacks
- » 20,000 BTU Furnace w/Auto Ignition
- » 55 AMP Converter w/Charger
- » 6 Gal. Water Heater w/Outside Shower
- » Amplified TV Antenna
- » Bedspread
- » Black Radius Safety Glass Windows
- » Congoleum® Vinyl Floor Covering
- » Detachable 30 Ft. Power Cord - 30 AMP
- » Dometic® Refrigerator 5 Cu. Ft.
(3 Cu. Ft. on M-800, 6 Cu. Ft. on M-2902)
- » Egress Vent/Cab over
- » Entry Assist Handle
- » EPDM Rubber Roof
- » Ladder
- » Laminated Hi-Gloss Fiberglass Exterior

- » Lower Door Window
- » Pre-wired for Optional Electric Jacks
- » Serta® Mattress Upgrade
- » Steel Floor Supports
- » System Monitor Panel
- » Three-Burner Range w/Oven & Range Cover
(Two-Burner on M-800, M-6601)
- » Toilet w/Holding Tank
- » TV Cable Ready
- » Vented Battery Box
- » Male-To-Male Truck Power Cord
- » M & T Raised Panel Cabinet Doors (Mandatory Option)

OPTIONS

- » 22" LCD HD Pkg. w/DVD Player & Theater Sound
(Std. on M-2902)
- » A & E Rear Awning (N/A on M-800)
- » Air Conditioner (Dometic® Low Profile 11,000 BTU)

- » Carbon Monoxide and LP Gas Detectors
(Mandatory Option)
- » Create-A-Breeze™ Fan (Mandatory Option)
- » Dually Brackets
- » Electric Jacks (Std. on M-2902)
- » Torklift® - Glow Step (4 Step)
- » Folding Sofa Bed (M-8801 & M-1000 Only)
- » Microwave Oven
- » Overhead Bunk Cabinet (M-8801 & M-1000 Only)
- » Raised Refrigerator Panel
- » Rear Bumper w/Storage Plate
(Std. on M-2902, N/A on M-800)
- » Short Bed Package (N/A on M-800, M-1000, M-1000 SL)
- » Dometic® A & E Side Awning
- » Yamaha® 2400 Watt Generator
- » Dometic® Thermopane Windows (N/A on M-800 & M-6601, Std. on M-2902)

MAVERICK » Specifications

	M-800	M-6601	M-8801	M-1000	M-1000 SL	M-2902
Total Exterior Length (w/Ladder)	15' 4"	15' 4"	17'	18'	18'	17'
Total Exterior Width	7'	7'	7' 10"	7' 10"	7' 10"	8'
Floor Length	9'	9'	9'	10'	10'	9'
Wheel Well Width	48"	48"	48"	48"	48"	48"
Exterior Height with Ladder	7' 7"	8' 2"	8' 2"	8' 2"	8' 2"	9'
Interior Height	6' 6"	6' 11"	6' 11"	6' 11"	6' 11"	6' 8"
Dry Weight	1,675 lbs.	1,771 lbs.	2,388 lbs.	2,463 lbs.	2,747 lbs.	2,927 lbs.
Fresh Water Capacity (Gals.)	31	31	31	31	31	45
Black Water Capacity (Gals.)	4	6	7	7	7	20
Gray Water Capacity (Gals.)	N/A	8	8	8	8	20
LP Gas Capacity	One - 20 Lbs.	One - 20 Lbs.	Two - 20 lbs.	Two - 20 lbs.	Two - 20 lbs.	One - 30 lbs.
Cab over Bed Size	60 x 80	60 x 74	60 x 80	60 x 80	60 x 80	60 x 80
Dinette Bed Size	40 x 73	40 x 73	40 x 73	40 x 73	40 x 62	40 x 62

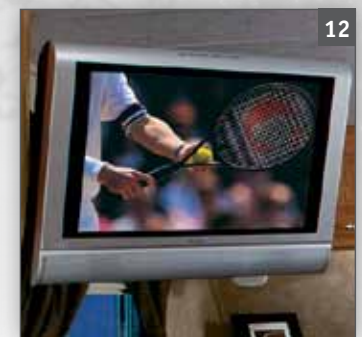
DEALER INSTALLED SUPPORT EQUIPMENT »



When not using the SuperTruss Extension the SuperHitch can utilize industry standard drop shanks or the 17,000 lb. - 20,000 lb. SuperHitch Series Ball Mount Accessories.

1. TRUE Frame Mounted Tie Downs: No-drill frame-mounted applications - dramatically improves camper stability and road control
2. FastGun Lever-Action Turnbuckle: Fastest turnbuckle on the market is tool free and lockable
3. SuperHitch: Frame-mounted trailer hitch receiver, class 5+ rated up to 20,000 lbs.
4. SuperTruss Hitch Extension: Extension towing capacity up to 14,000 lbs. Lengths ranging from 21" to 60"
5. SuperTruss SkidWheel: Prevents hitch and extension damage in adverse terrain
6. Wire Harness: Plug-n-play, no splice, quick to install - available in 2 and 3 plug kits
7. SuperHitch Ball Mounts: Drop shanks, pintle adapters and ball mounts rated up to 20,000 lbs.
8. StableLoad - Road Control Stabilizer: Lowest cost, most effective suspension upgrade - dramatically reduces sway, improves handling
9. Glow Guide - Safety Handrail: Glows for up to 10 hours - telescopic adjustable arms - stores and deploys in seconds
10. Glow Step - Ultimate Scissor Step: Highest capacity step, glows for 10 hours and stores easily
11. Wobbl-Stoppr: Camper Stabilization Kit - Used to stabilize the camper when off the truck - additional protection for camper frame
12. Camper Bumper Kit: Rubber bumpers used to space the camper further to the rear of the truck bed to help prevent damage

TRUCK CAMPER » *Features & Options*



1. Sturdy ladder offers easy roof access.
2. Folding entry assist handle for ease and safety.
3. Front rubber bumpers protect the front of the truck bed.
4. Optional Rieco Titan® electric jacks (2,000 lbs.) make set-up quick and easy.
5. The standard outside shower keeps any mess outside.
6. Four 2,000 lbs. manual ball screw jacks allow for easy leveling.
7. In-line water filter ensures your safety.
8. Yamaha® 2400 Watt Portable Generator (only available on Maverick models)
9. Optional 10 bladed, 3 speed Create-A-Breeze™ Fantastic Vent keeps fresh air circulating.
10. Drawer extension guides for smooth, convenient access to kitchen utensils.
11. 20,000 BTU furnace takes the chill off cold nights.
12. Optional 22" LCD TV



Learn More

Scan this barcode using a QR Reader on your smart phone to learn more about Forest River.



A Berkshire Hathaway company.



Follow Us On Facebook



Bronco Model B-800

Maverick Model M-2902



Palomino RV

1047 East M-86 • Colon, MI 49040
Phone: (269) 432-3271 • Fax: (269) 432-2516
www.palominorv.com

Palomino RV can not know the GVWR or features of your truck nor the purpose you have in mind for the use of your Truck Camper. Therefore, Palomino RV makes no warranties or representation, expressed or implied, as to the performance or reliability of your truck with a Palomino Truck Camper.

All illustrations and specifications contained in this literature are based on the latest product information at time of publication. Forest River reserves the right to make changes in prices, colors, materials, equipment and specifications at anytime, without notice, and assumes no responsibility for any error in this literature. All units are shipped F.O.B. point of manufacture.



Forest River, Inc. encourages our customers to purchase their Forest River products from a local dealership whenever possible for the following reasons:

- 1) Forest River, Inc. dealers are independently owned and operated businesses so priority service and scheduling is at their discretion and is often provided to customers that purchased their unit at that dealership.
- 2) Purchasing locally allows customers to establish meaningful relationships with a dealer, enhancing the RV experience through assistance with product questions, user tips or RV regulations for your state or country, and much more!
- 3) Canadian customers must meet requirements to bring an RV purchased out of the country to their home. These requirements may involve additional inspections and certifications, taxes and fees. Your local Canadian Dealer is a professional at meeting these requirements.
- 4) Scheduling timely warranty repairs and adjustments through a local dealership provides far greater flexibility and convenience to you, the customer!

It is the goal of Forest River, Inc. that all of our RV owners fully enjoy the RV experience and that customer satisfaction meets or exceeds their expectations!



PRE-DELIVERY INSPECTION FACILITY

20,000 square feet of quality assurance. The bare essentials for a premium product. This state-of-the-art facility gives immediate daily feedback to production for quality assurance in every unit built.

Dealer Information: