

ECON

Pacific Coachworks®
 549 Rivera St.
 Riverside, CA 92501
 (951) 686-7294
 pacificcoachworks.com

...You Can Have More For Less

ECON SPECIFICATIONS

MODEL	E12RB	E14RB	E14RBS	E15RL	E16BB	E16RB	E18RBS	E20BBS	E20RLS
EXT LENGTH	15'-11"	17'-5"	18'-5"	20'-5"	20'-10"	20'-10"	22'-4"	24'-4"	24'-4"
EXT WIDTH	84"	84"	84"	84"	84"	84"	84"	84"	84"
EXT HEIGHT	9'-6"	9'-6"	9'-6"	9'-6"	9'-6"	9'-6"	9'-6"	9'-6"	9'-6"
INT HEIGHT	78"	78"	78"	78"	78"	78"	78"	78"	78"
GVWR	3,700	3,850	3,850	3,850	3,850	3,850	*5,000	*5,000	*5,000
AXLE WEIGHT	1,800	TBD	TBD	2,060	2,180	2,385	*2,655	*2,745	*2,745
HITCH WEIGHT	170	TBD	TBD	350	290	340	*545	*555	*555
UVW	1,990	TBD	TBD	2,430	2,490	2,745	*3,200	*3,300	*3,300
PAYLOAD	1,710	TBD	TBD	1,420	1,360	1,105	*1,780	*1,680	*1,680
FRESH WATER	18 GAL	18 GAL	18 GAL	18 GAL	18 GAL	18 GAL	18 GAL	18 GAL	18 GAL
GREY WATER	15 GAL	15 GAL	15 GAL	15 GAL	15 GAL	15 GAL	15 GAL	15 GAL	15 GAL
BLACK WATER	10 GAL	10 GAL	10 GAL	10 GAL	10 GAL	10 GAL	10 GAL	10 GAL	10 GAL

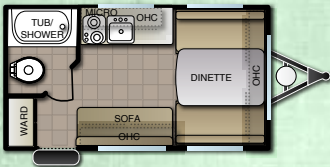
NOTES: PCW reserves the right to change or discontinue at any time, without notice, prices, colors, materials, equipment, accessories, specifications, models, and packages, without incurring any obligations to make the same or similar changes to trailers previously sold. Colors shown may vary due to reproduction and printing processes.

OPTIONAL LEAF PACKAGE ADDS APPROX. 270# (240# TO AXLES, 30# TO HITCH)

OPTIONAL EX PACKAGE ADDS APPROX. 290# (260# TO AXLES, 30# TO HITCH)

* ESTIMATED WEIGHTS, ACTUAL WEIGHTS MAY VARY.

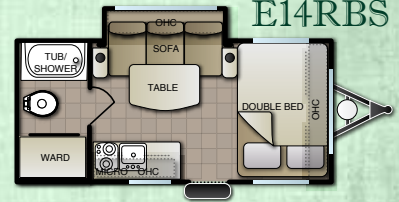
E12RB



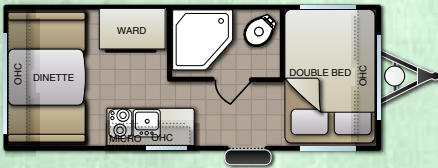
E14BB



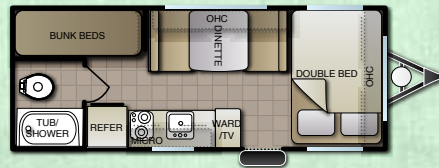
E14RBS



E15RL



E16BB

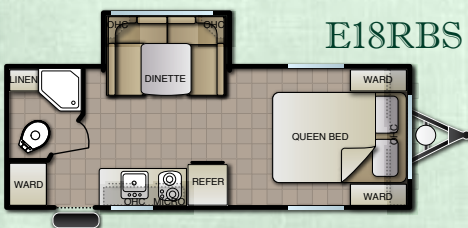


E16RB



NEW MODELS

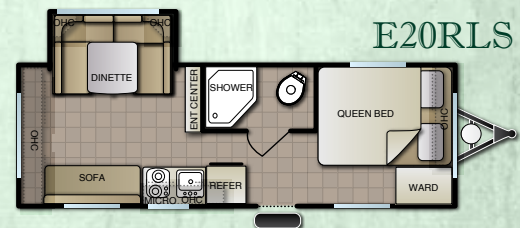
E18RBS



E20BBS



E20RLS



POPULAR OPTIONS

- LEAF PACKAGE
 - A/C-13.5 BTU
 - Awning
 - Microwave Oven
 - Spare Tire & Carrier
- Bath Skylight
- Chrome Wheels (4)
- Front Window w/ Rockguard
- Winterizing Kit

STANDARD FEATURES

- Aluminum Frame Construction
- Block Foam Insulation
- Laminated Fiberglass Walls
- Seamless One Piece Rubber Roof
- Stab Jacks (2) Rear
- Refrigerator
- TV Antenna with Cable Hook-Up
- 6 Gallon Gas Water Heater
- Front Diamond Plate Metal

ECON

Pacific
Coachworks®

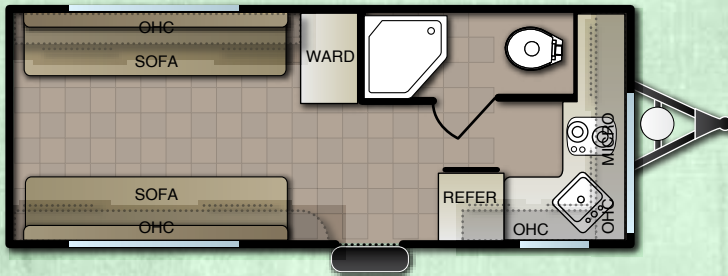
549 Rivera St.
Riverside, CA 92501

(951) 686-7294

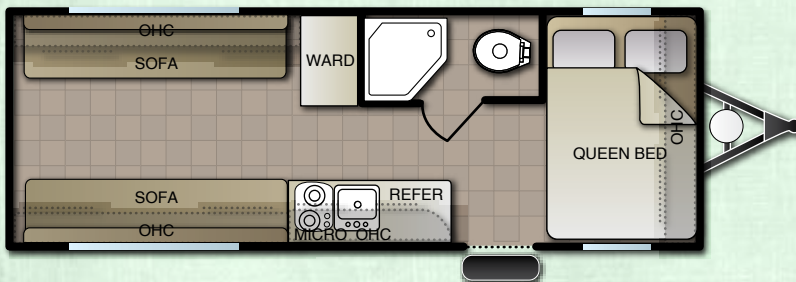
pacificcoachworks.com

...You Can Have More For Less

EX15FK



NEW MODEL EX18FS



ECON-X SPECIFICATIONS

MODEL	EX15FK	EX18FS
EXT LENGTH	20'-0"	22'-9"
EXT WIDTH	84"	84"
EXT HEIGHT	9'-6"	9'-6"
INT HEIGHT	78"	78"
GVWR	7,500	7,500
AXLE WEIGHT	2,530	3,060
HITCH WEIGHT	530	420
UVW	3,080	3,500
PAYLOAD	4,420	4,000
FRESH WATER	58 GAL	58 GAL
GREY WATER	15 GAL	15 GAL
BLACK WATER	10 GAL	15 GAL

OPTIONAL LEAF PACKAGE ADDS

APPROX. 290#

(260# TO AXLES, 30# TO HITCH)

NOTES: PCW reserves the right to change or discontinue at any time, without notice, prices, colors, materials, equipment, accessories, specifications, models, and packages, without incurring any obligations to make the same or similar changes to trailers previously sold. Colors shown may vary due to reproduction and printing processes.

STANDARD FEATURES

- Aluminum Frame Construction
- Cook Top
- Block Foam Insulation
- Beauflor Floor Covering Throughout
- Cargo Curb Side- 11'
- Cargo Road Side- 8'
- Fresh Water 58gal
- Furnace- 20,000 BTU
- Laminated Fiberglass Walls
- LPG Bottle & Rack
- Radius Entry Door
- Refrigerator
- Seamless One Piece Rubber Roof
- Sofa's and Table
- Stab Jacks (4)
- Tie Down Anchors (9)
- 6 Gallon Gas Water Heater
- 78" Interior Ceiling Height
- Chrome Wheels
- Front Diamond Plate Metal

POPULAR OPTIONS

- EX PACKAGE
 - A/C-13.5 BTU
 - Awning
 - Microwave Oven
 - Spare Tire & Carrier
 - Stereo AM/FM/CD
- Bath Skylight
- Carpet Kit
- Fuel Station- 20gal
- TV Antenna w/ Cable Hook Up
- Winterizing Kit

