

# Fox Mountain

**Fox Mountain 235RLS**  
Sunshine Lake, Eagle Cap Wilderness, Oregon

© Eric W. Valentine



MODELS AVAILABLE



**4Season**  
All Weather Coach

*"Start Living on Mountain Time."*



*"Quality You Can See"*



# Fox Mountain

*Start Living on Mountain Time.*



**275SBS Aspen Glow**



Comfortable seating for four is made possible by the matching recliners and the opposing sofa. So whether you unleash your inner host or simply enjoy your choice of seating options, you can relax in the comfort of your Fox Mountain. If you like large windows you will love these fifth wheels. Fox Mountain windows feature tinted safety glass, Day/Night shades, and stylish window treatments. High Valley Maple cabinets are used throughout and include hardwood cabinet doors and drawer faces as well as roto-torqued face-frame cabinet fronts. Storage is always a premium and that is why the

slideout features full width overhead cabinets. Recessed halogen ceiling lights supply an abundance of light and there are reading lights situated where you want them, above the chairs and sofa.

Fox Mountain invites you to tackle all your cooking challenges. The stainless steel appliance group provides a great upscale look while providing you with everything you'll need to cook a quick snack or roast a turkey. The large 'pots and pans' drawer is welcome and like all of the drawers in Fox Mountain is full extension via ball bearing drawer guides. Kitchen counters are a priority as you will want work space for meal prep and clean-up. The kitchen also features a tall vertical window to allow more natural light, increased ventilation, and even an improved view of your scenic surroundings.



**275SBS Indian Summer**



**235RLS Aspen Glow**

Now this is an inviting bedroom! The High Valley Maple bed frame and headboard adds a residential feel as the bed nests among the matching cabinetry. Not only do they look great but they also provide an abundance of storage. Fabric components are much softer in the bedroom with designer window treatments and a designer quilted bedspread with complementing pillow shams. And the ceiling mounted fantastic fan will keep you comfortable regardless of the season.





**235RLS Aspen Glow**

Now this is an accomplishment! You will truly appreciate the full height stand-up bathroom not usually available in a mid-profile fifth wheel. The neo-angle shower, complete with skylight, is a joy to use and there is plenty of space for dressing, thanks to the privacy curtain that closes off the bath from the bedroom. Yes, Fox Mountain does have a large sink and medicine cabinet and, yes, there is a built-in laundry chute. And to make you feel at home there is a porcelain toilet (with pedal flush) and a window in the bathroom.

The 275BHS offers a separate bedroom with fold-away bunks that is equally suitable for families or the seasonal hunting party. A solid door allows privacy for occupants on both sides of the door and this room features a direct access entry door with deadbolt to ensure your safety.



**275BHS**



**275SBS Indian Summer**

If you have outgrown the traditional booth dinette, every Fox Mountain model is available with the optional free standing dinette with four chairs. The Fox Mountain edition includes hidden storage compartments under the hinged seat cushions and there is even a storage compartment below the hinged table top.



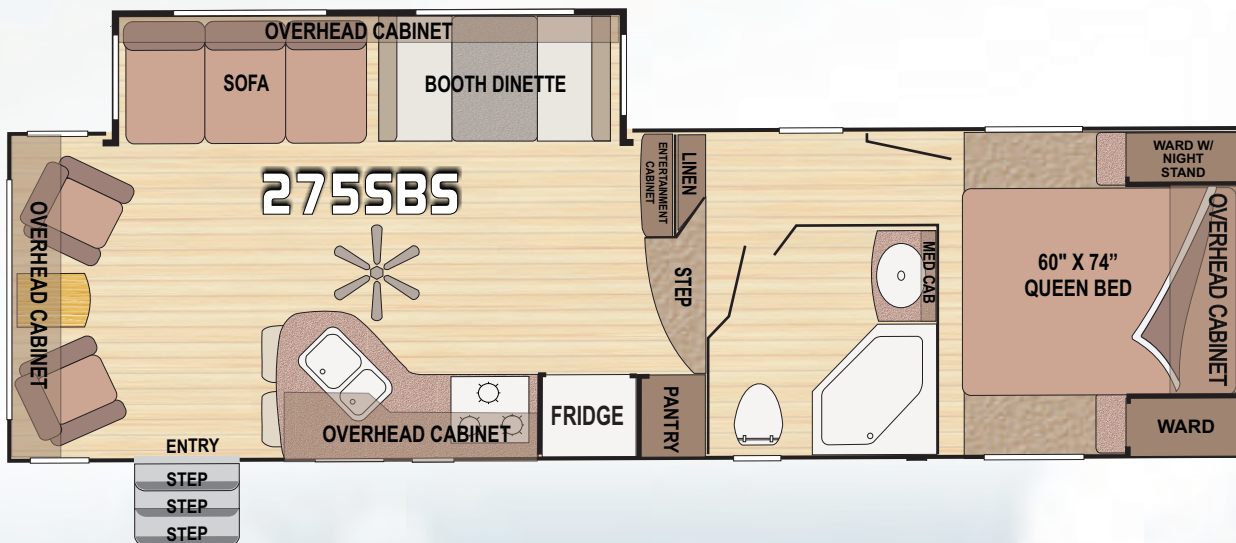
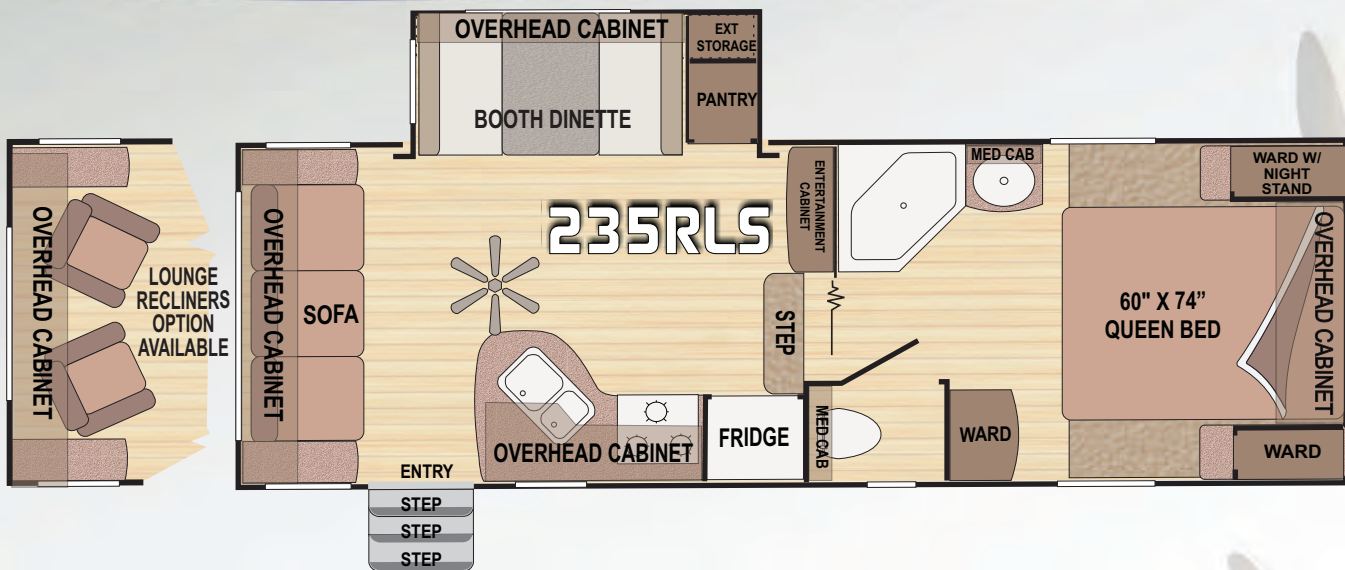
**275SBS Indian Summer**

Fox Mountain's easy sweep flooring pattern places the carpeting around the perimeter of the coach, not in the high traffic area. We use quality Beauflor floor covering at the entry, kitchen, and bath area for a great look that is easy to clean and sure to last. Fox Mountain's entertainment group not only includes a large LCD TV but also a surround sound system complete with a sub-woofer speaker. Whether you are listening to your

CDs or viewing DVDs, you can enjoy a big bold sound. You can even route the music to the exterior speakers. You might take your TV viewing outside as well thanks to the exterior TV mount. This 275SBS features an oversized counter to accommodate informal stool seating for those on-the-go meals. And to improve air circulation, most models feature a living room ceiling fan.



*"Start Living in Mountain Time."*



# Fox Mountain

Model Number	235RLS	245RKS	265RLS	275BHS	275SBS
Dry Axle Weight (approx. Lbs.)	5610	5802	6500	6540	6480
Dry Hitch Weight (approx. Lbs.)	1410	1225	1285	1415	1505
Net Carrying Capacity	1480	2473	1715	1545	1515
Gross Dry Weight-lbs (approx. Lbs.)	7020	7027	7785	7955	7985
Gross Vehicle Weight Rating (GVWR)-Lbs.	8500	9500	9500	9500	9500
Exterior Length (approx. w/hitch)	27'2"	28'6"	30'10"	31'2"	31'5"
Exterior Height (approx. incl. AC unit)	12'7"	12'7"	12'7"	12'7"	12'7"
Exterior Width (approx. w/o awning)	8'	8'	8'	8'	8'
Tire Size	ST225 75R15	ST225 75R15	ST225 75R15	ST225 75R15	ST225 75R15
Load Range	D	D	D	D	D
Fresh Water Capacity (approx gal)	54	54	54	54	54
Gray Water Tank (approx. gallons)	40	40/35	40	40/35	40
Black Water Tank (approx. gallons)	35	35	35	35	35
LPG Capacity (approx. gallons)	14	14	14	14	14
CSA - Canadian Dealers Only	YES	YES	YES	YES	YES
Auto Ignition Furnace (1,000 BTU's)	30	30	30	30	30

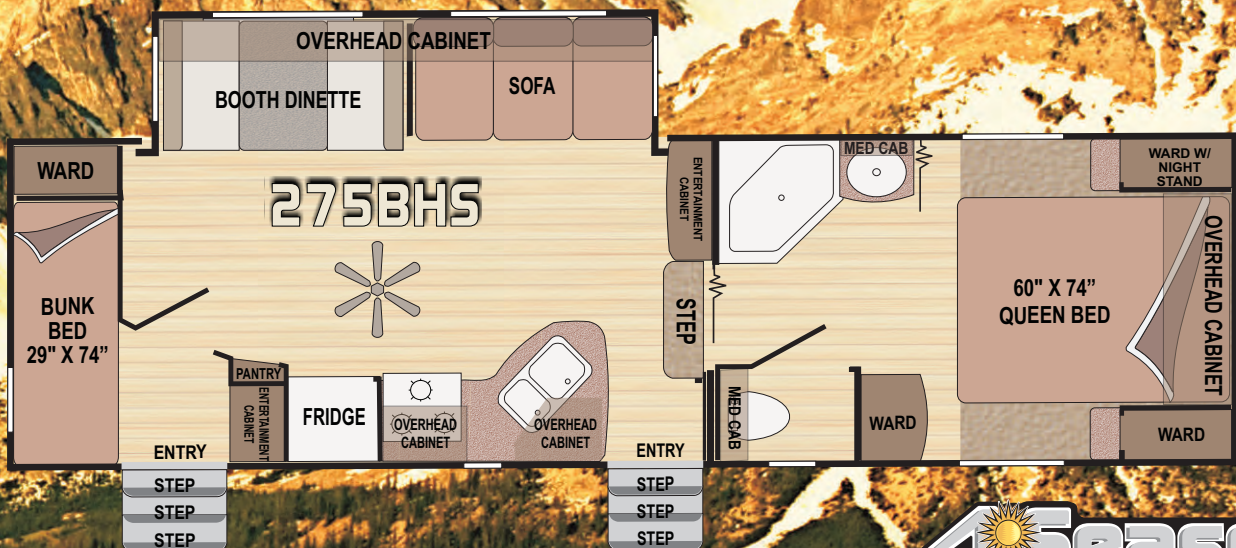
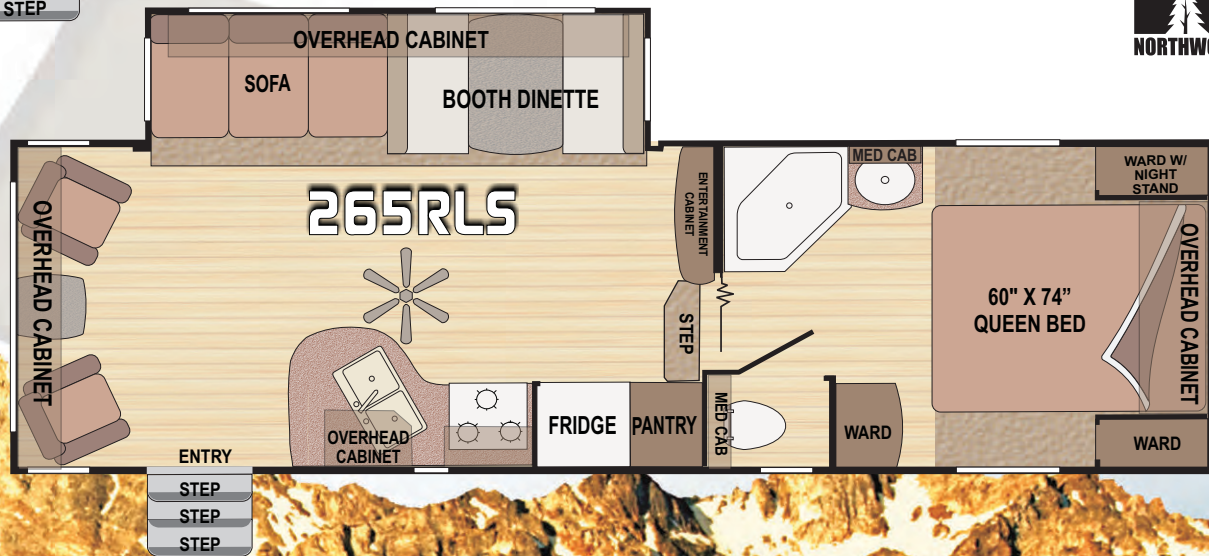
**\*All dry weights are calculated on full featured production units**

Verify the towing capacity of your tow vehicle. If you don't know or aren't sure, you can ask your automotive dealership or contact your tow vehicle manufacturer. All weights above are average approximations and may vary. Weights are calculated before adding options. Specifications are subject to change without notice.





# Fox Mountain







*Our Guarantee of*

✓ **Quality**


✓ **Strength**

✓ **Durability**

## Northwood Built: Heavy Duty Structural Steel Off Road Chassis

### We Build Our Own Chassis

Because there is so much riding on it, we build our own chassis. The RV chassis is comparable to the foundation of a home. Ask someone who has had their home settle if they think a solid foundation is important. Quality design combined with quality steel and quality welding results in a better chassis. That is why we certify Northwood chassis's through an independent testing laboratory for quality assurance. This is one of the keys to our renowned strength and durability.



### Heavy Gauge Cast Iron Gas Manifold

Our LP gas manifold is made of 5/8" cast iron pipe, not 3/8" copper tubing like many manufacturers. The steel pipe is not only much stronger and more durable but the larger diameter provides increased gas flow and volume to the appliances. For added safety, we nest our LP gas manifold within the chassis main rail to protect it from damage.




### A Cambered Chassis Prevents Sagging

Have you ever noticed how an empty flat bed semi-trailer arches upward when there is no load on it? Well, we use the same principle on our chassis by applying special welds along the main rails to create upward camber. This process helps prevent the chassis from sagging over time. We even finish strong by using a rust resistant top coating that looks good while protecting your investment.

## One Piece Laminate Walls

Our aluminum wall frames are constructed of .060 thick aluminum tubing and all joints are welded full width, not spot welded like much of the competition.




### One Piece Continuous Fiberglass

The outer skin of our laminated wall is a single sheet of tough, corona treated fiberglass. Corona treating insures the urethane is able to properly accept the hot melt adhesives. A single piece of fiberglass eliminates seams that can leak & it's stronger too.



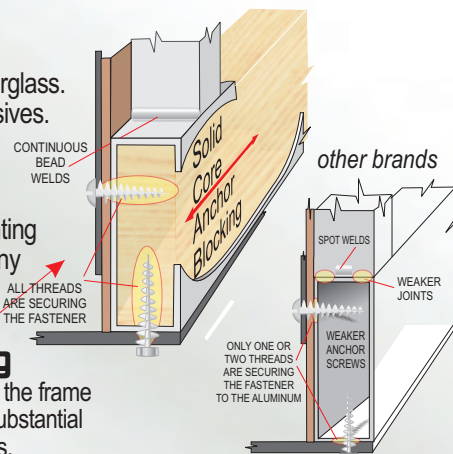
### Steel Bonderizers

We add steel bonderized strips inside the wall at all mounting points. The bonderizers provide a steel anchor point for any fixtures that are mounted to the walls.



### Solid Core Anchor Blocking

We also add solid core anchor blocking in the frame perimeter. The solid blocking provides a substantial anchor medium for securing screw threads.




## Solid Wood Face Frame Cabinetry

We build our own cabinets and every cabinet is built to the best quality specifications. By building our own cabinets, we can guarantee that they will be made right and are built to last!



### Top Quality Materials

All NORTHWOOD cabinets are made with residential quality material and methods. Because we use screws they hold up better under travel/road conditions.



### Face Frame Construction

We use the same construction techniques used in quality residential cabinetry. We assemble hardwood styles with screws on a face frame machine to ensure strong, durable cabinets.

## ...that is Secured to the Wall & Ceiling!



By integrating the cabinet with the structure of the ceiling and walls, our coaches and our cabinets are both made stronger.



**The result:** Beautiful quality cabinetry!

Your Local Dealer:



PO BOX 3359 \* 59948 Downs Road \* La Grande, OR 97850  
Phone 541.962.6274 \* Fax 541.963.4392 \* [www.northwoodmfg.com](http://www.northwoodmfg.com)



# Absolute Northwood

*"Where Quality is Everyone's Responsibility"*



## Raising the Roof - A Reason to Celebrate

**The Northwood Bonded Roof Truss System** Using special construction jigs which allow us to use bow trusses, the Northwood ceiling improves upon industry application by adding adhesives to further bind the structure and by using snap batten track molding to ensure a ceiling that stays in place. The ceiling structure is constructed as a single unit and is raised to cap the entire RV in a single step.



**Bow Trusses** Northwood uses arched roof trusses that look like a hunting bow. The bow trusses have a center height of 4-1/2" - 5-1/2" (depending on the model). This provides plenty of space to allow for ample insulation but more importantly it gives the roof plenty of slope to ensure runoff and eliminate standing water. 3/8" decking is then affixed to the trusses in the same manner as attaching a sheer wall to sidewall framing. This decking creates a unified load bearing structure that is very strong and provides full walk-on structure.



## One Piece Heavy Gauge Roof

The entire roof of the RV is covered with a single continuous rubber sheathing that wraps over the top of all four sidewalls to ensure a water tight application. With no seams to leak, this membrane not only deadens the sound of rain but also helps prevent heat loss through the roof. All attachment and fixture points are bathed in a self leveling marine sealant that is designed specifically for this application and materials.



## Northwood All Weather Coach

**From Desert To Tundra - We've Got You Covered**

Our 4-Season coach walls are insulated with a rigid virgin block foam insulation. Our dense 2lb foam insulation offers the best R-value available in a 2" solid block foam laminated wall!



## Thick R-18 Roof Insulation

Our roofs are insulated with R-18 blanket insulation. Our trailers are known for their performance in cold and warm climates. You stay cozy year round, year after year.



## Enclosed, Insulated Holding Tanks

The holding tanks are located below the RV, situated between the main rails of the chassis. They are suspended on steel tank hangers. This allows the chassis to carry the weight of the holding tanks to ensure they stay in place. The entire bottom of the RV is enclosed with an RV under siding, essentially compartmentalizing the different sections of the chassis. A blanket of Astro-Foil Insulation is placed along the entire length of the under siding to add an insulation layer to the bottom of the entire RV. Additionally, each compartment that houses a holding tank also receives a layer of R-7 blanket insulation and the tank itself is wrapped with an Astro-Foil blanket. Each compartment that contains a holding tank has a vent from the furnace that blows directly into it every time the furnace is on. The dump valves are also placed within these enclosed, insulated, and heated compartments to ensure that they remain operational.



*Our Guarantee of*  
**Quality  
Strength  
Durability**



Northwood Manufacturing, 59948 Downs Rd., PO Box 3359, La Grande, OR 97850 - (541) 962-6274 - [www.northwoodmfg.com](http://www.northwoodmfg.com)

Notes, drawings, dimensions and weights are presented as accurate but may differ from current production models. We continually upgrade & improve our products and reserve the right to change any specifications without notice. Please see your authorized Northwood dealer for updated information.



# Fox Mountain

## Standard Features

Absolute Northwood Built off-road cambered chassis  
6 Gal High Efficiency DSI Gas/Electric  
Water Heater w/ Max Recovery Rate of 17.8 GPH  
AM/FM Stereo CD/DVD Player w/6 Surround Sound  
Ceiling Mount Speakers & Sub Woofer  
13.5 BTU Air Conditioner  
Livingroom Day/Night Shades  
Ceiling Fan (most models)  
Forced Air-DSI Furnace w/ Thermostat  
Ventilated Slide-Out End Wall Windows  
Solid State 55 amp Convertor  
w/ Built-in Battery Charger  
Ceiling Mount 12V Décor Light in Slide-Out  
Water Heater Bypass  
Aluminum Framing in Dinette and Bed Frame  
Reversible Dinette Cushions  
Swivel Reading Lights Over Sofa  
Mortise and Tenon Raised Panel Cabinet Doors  
Sofa Throw Pillows  
LCD TV 26" (or larger)  
Recessed Halogen Ceiling Lights in Living Room,  
Galley and Dining Room  
Living Room Carpet  
Sleeper Sofa

## Standard Kitchen Features

Large Below Dinette Storage Drawers  
60/40 Sink  
Deluxe Full Extend Roller Bearing Drawer Guides  
Dual Sink Covers/Cutting Board  
3 Burner Range w/ 22" Oven  
Hi-Rise Faucet  
Microwave w/ Electronic Touch Pad  
Pantry  
Pot & Pan Drawer  
Range Hood with 12V Light & Exhaust Fan  
Beauflor Tough Flooring  
Flip Up Counter Extension (select models)  
Range Cover  
Stainless Steel Appliances  
Large 8 Cubic Foot Double Door Gas / Electric  
Refrigerator w/Door Decor Insert

*"Start Living on Mountain Time!"*

## Standard Bedroom Features

Custom Headboard  
Pillow Top Mattress  
Pillow Shams  
Fantastic Fan  
Residential Size Wardrobe  
Strut Assisted Lift-Up Bed Platform w/ Storage  
Swivel Reading Lights  
Laundry Chute w/ Basket  
Day/Night Shades  
Bedroom Carpet  
Privacy Curtition

## Standard Bathroom Features

Glass Shower Enclosure  
12 Volt High Volume Exhaust Fan  
ABS Shower Enclosure  
Bathroom Skylight  
Medicine Cabinet with Mirrored Door  
Porcelain Toilet w/ Foot Pedal  
Wall Switched Ceiling Light  
Bathroom Window w/ Blind

## Standard Safety/Convenience Feature

120V GFI Circuit Protection (Galley/ Bath/ Patio)  
4 Wheel Electric Brakes  
Break-Away Emergency Disconnect Brake  
Carbon Monoxide Detector/Alarm  
Large Exterior Fold Down Entry Assist Handle  
Fire Extinguisher  
Propane Detector/Alarm  
Smoke Detector/Alarm  
Wall Mounted Systems Monitor Panel  
Semi Automatic Winterization  
Centralized Control Center  
Goodyear Tires  
Entry Step Lights  
Mud Flaps




Sept 2011



## Standard Features and Options

## Standard Exterior Features

Aluminum Framed Fiberglass Sidewall  
Construction  
26" Radius Entry Door  
Dual 30lb Propane Cylinders  
w/ Auto Changeover Regulator  
Extended Pin Box  
Power Landing Gear  
Rear Stabilizer Jacks  
Hitch Light  
Molded Wheel Well Skirts  
Radius Truss Roof Rafters  
Rear Bumper with Sewer Hose Carrier  
Exterior Shower  
120V Patio Receptacle  
Security Light  
Tinted Safety Glass Windows  
TV Antenna w/ Signal Amplifier  
Equaflex Shock Absorbing Suspension  
Black Tank Flush  
Satellite Ready  
Exterior Speakers  
Cooler Sized Luggage Doors w/ Interior  
Compartment Lights  
Enclosed Chassis with Heated Tanks  
Winterization Valve  
Fiberglass Front Cap  
Assist Handle  
Four Seasons Package  
R-7 Insulation Sidewalls & Floors  
R-18 Insulation in Roof  
Roof Ladder  
Aluminum Wheels  
Spare Tire  
Electric Awning




## Options

Lounge Recliner  
Hide-A-Bed Air Mattress  
Bedroom LCD TV  
Free Standing Dinette  
Thermal Pane Windows  
Exterior TV Ready  
Slideout Topper Awning

See your dealer for option availability in certain models

Your Local Dealer

*Thank you!*



Ron and Sherry Nash

Thank you for taking a moment to check out our Northwood products. Our highest priority is to offer you the best combination of quality and value in an RV and we are confident you will appreciate and thoroughly enjoy your Northwood RV purchase for many years to come.