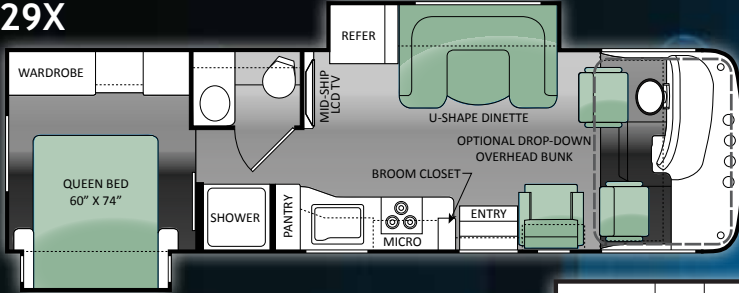


# WINDSPORT

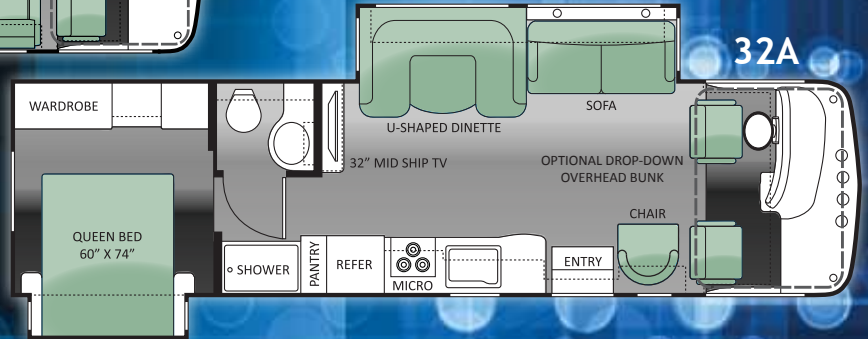


## FLOOR PLANS

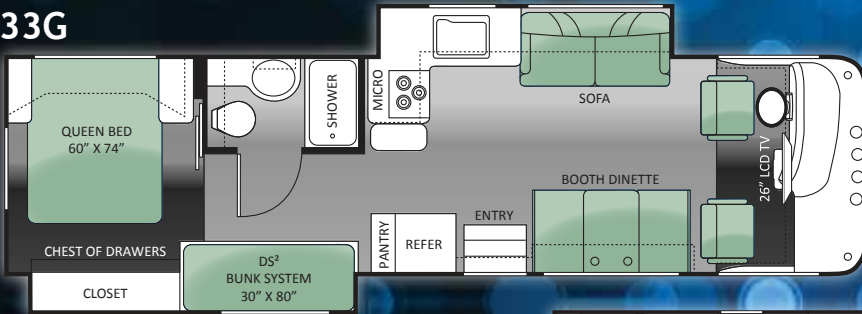
29X



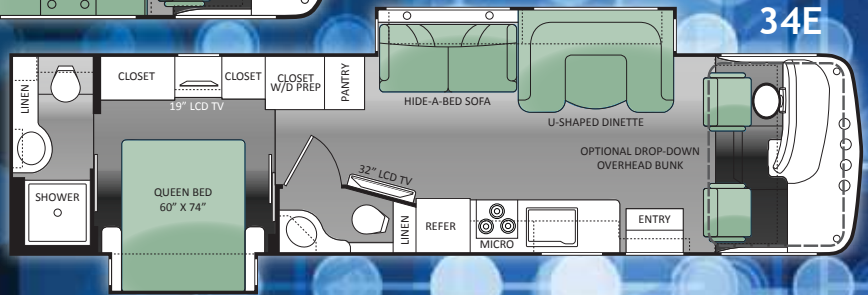
32A



33G



34E



## DECOR



OLYMPIC CHERRY



VINTAGE MAPLE



ALMOND BISCOTTI



CARAMEL LATTE



CHOCOLATE CHERRY

## SPECS

### MODEL

Chassis  
Gross Vehicle Weight Rating (GVWR)  
Gross Combined Weight Rating (GCWR)  
Wheel Base  
Exterior Length (without ladder)  
Exterior Height (with air conditioning)  
Exterior Width (without mirrors)  
Awning Size (manual/electric)  
Fuel (gallons)  
LPG (pounds)  
Fresh Water (gallons)  
Grey Water (gallons)  
Waste Water (gallons)  
Water Heater (gallons)  
Furnace (BTUs)  
Exterior Storage Capacity (cubic feet)

### 29X

Ford  
18,000  
26,000  
190"  
30'-10"  
11'-11"  
99"  
16'/14'  
80  
88  
50  
44  
32  
6  
34,000  
62.3

### 32A

Ford  
18,000  
26,000  
208"  
33'  
11'-11"  
99"  
18'/18'  
80  
88  
50  
44  
32  
6  
34,000  
80.4

### 33G

Ford  
18,000  
26,000  
208"  
33'-4"  
11'-11"  
99"  
12'/11'-6"  
80  
88  
50  
43  
43  
6  
34,000  
63

### 34E

Ford  
22,000  
26,000  
228"  
35'-5"  
11'-11"  
99"  
--/16'  
80  
88  
50  
44  
32R/43F  
6  
34,000  
56

# STANDARD & OPTIONS

## CONSTRUCTION & EXTERIOR

- One-Piece Fiberglass Front & Rear Caps
- Slick Fiberglass Exterior Sidewalls
- Exterior Graphics Package
- Rear Mega Storage Compartment (N/A 33G)
- Seamless Roto-Cast Storage Compartments
- Side Hinged Flush Mount Radius Luggage Doors (In Select Areas)
- Manual Patio Awning
- Roof Ladder
- Rubber Tread Entry Steps
- Automatic Electric Entry Step
- Outside Shower

## CONSTRUCTION & EXTERIOR OPTIONS

- Full Body Paint Package
- HD-Max™ Exterior with Graphics Package
- Automatic Leveling Jacks with Touch Pad Controls (STD 32A, 33G & 34E)
- Dual Pane Windows

## AUTOMOTIVE & COCKPIT

- Premium AM/FM Dash Radio with CD Player & LCD Back-up Monitor with Camera
- Dash Fans
- Generator Start Switch
- Leatherette Driver & Passenger Captain's Chairs
- Deluxe Exterior Mirrors
- Fog Lights
- 19.5" Tires with Stainless Steel Wheel Liners
- 5,000 lbs Trailer Hitch with 7-way Connector

## AUTOMOTIVE & COCKPIT OPTIONS

- Six-Way Power Driver Seat
- Heated/Remote Exterior Mirrors with Integrated Side View Cameras

## INTERIOR

- Residential Linoleum (Galley, Bath & Entry Way)
- Metal Entry Grab Handle

- 13,500 BTU Roof Air Conditioner (Front)
- Hardware with Oil Rubbed Bronze Finish
- Leatherette Euro-Recliner with Kick-out Ottoman (29X & 32A Only)
- Leatherette U-Shaped Dinette (N/A 33G)
- Booth Dinette with Built-in Cup Holders (33G Only)
- Night Shades

## INTERIOR OPTIONS

- Residential Linoleum Throughout
- 13,500 BTU Roof Air Conditioner - Rear (Requires 5,500 kilowatt Generator)
- Maple Cabinetry
- Leatherette Hide-a-Bed Sofa with Air Mattress (STD 32A, 33G & 34E)

## KITCHEN

- Double-Door Refrigerator
- 3-Burner High-Output Gas Cooktop with Oven
- Microwave Oven - 30" OTR
- Laminate Countertops
- Large Double Bowl Sink with Double Handle Kitchen Faucet
- Flip-up Countertop Extension (33G Only)
- Roll-out/Flip-up Countertop Extension (32A & 34E)
- Pantry (29X & 34E)
- Full Extension Metal Drawer Guides

## KITCHEN OPTIONS

- Solid Surface Kitchen Countertops with Pressboard Dinette Countertop
- Fantastic Fan

## ENTERTAINMENT

- 32" LCD Television in Living Room (N/A 33G)
- 26" LCD TV in Front Overhead (33G Only)
- Cable Television Prep
- HD/DSS Satellite Prep

## ENTERTAINMENT OPTIONS

- 19" LCD Television in Bedroom
- Dual 13" LCD Televisions with DVD Player in Bunk Beds (33G Only)

## BEDROOM & BATHROOM

- Queen Bed with Fiber Mattress
- Bedspread & Pillow Shams
- Bunk Beds in Hallway Slideout (33G Only)
- China Bowl Toilet
- Shower with Glass Door

## BEDROOM & BATHROOM OPTIONS

- Electric Overhead Hide-Away Bunk (N/A 33G)

## SAFETY & CONVENIENCE

- Entry Door with Deadbolt Lock
- Systems Control Center
- Smoke, LPG & Carbon Monoxide Detectors
- Fire Extinguisher

## SAFETY & CONVENIENCE OPTIONS

- Valve Stem Extenders on Rear Tires

## ELECTRICAL & PLUMBING

- Onan RV QG 4000 Gas Generator (N/A 34E)
- Battery Disconnect Switch
- Emergency Start Switch
- 30-amp Service with Marine Type Detachable Power Cord (N/A 34E)
- 6-gallon Gas Water Heater (N/A 34E)
- Water Heater Bypass System
- Washer/Dryer Prep (34E Only)

## ELECTRICAL & PLUMBING OPTIONS

- Onan RV QG 5500 Gas Generator with 50-amp Service & 6-gallon Gas/Electric Water Heater (STD 34E)
- Second Auxiliary Battery
- Holding Tanks with Heat Pads



AUTUMN FIRE HD-MAX™



POMEGRANATE FULL BODY PAINT



STANDARD GRAPHICS



SAND DOLLAR HD-MAX™



SMOKEY GRANITE FULL BODY PAINT

**IMPORTANT - PLEASE READ:** Information published within this brochure reflects product design, fabrication, material, components and specifications at the date of printing. If your vehicle was manufactured before this brochure was published this information may not be accurate because vehicles assembled before the brochure was published may not have the same design, fabrication, materials, components and specification as represented in the brochure. If your vehicle was manufactured after this sales brochure was published the representations may not be accurate because, for product improvement reasons, we reserve the unilateral right, at any time, without prior notice, to make changes in product design, material, components and specifications. The date the brochure was published (i.e. "Julian date") is set forth on the last page of the brochure. IF CERTAIN INFORMATION PUBLISHED WITHIN THIS BROCHURE IS SIGNIFICANT TO YOUR PURCHASING DECISION, PLEASE CONSULT WITH YOUR SELLING DEALERSHIP TO CONFIRM THAT THE INFORMATION IS ACCURATE WITH RESPECT TO THE VEHICLE YOU ARE CONSIDERING PURCHASING. Photographs in the brochure may depict optional equipment or may only be available in certain floor plans. We reserve the right to make changes in prices and models and to discontinue models without notice or obligation. Components, appliances and the chassis may have been manufactured in a calendar year before the vehicle's designated model year. All capacities are approximate. The actual length of the vehicle may differ from that indicated in the brochure due to variances in the manufacturing processes and/or installed components. All dry weights are based on standard model features and do not include optional features or equipment. Components, appliances and features may differ to conform to local codes. Due to EPA environmental restrictions, engine power and torque ratings may change during any model year. The Thor Motor Coach logo and its design are registered trademarks. Other products and company names are trademarks and/or registered trademarks of their respective manufacturer. While the color of the motorhome's exterior and the interior fabrics depicted in this brochure are fair and reasonable depictions, the colors depicted may not be exact match of the actual colors because of variances in photo processing and printing. Component part and appliance manufacturers issue limited warranties covering portions of the vehicle not covered under the limited warranty we issue. To learn specific details regarding warranty coverage please consult your selling dealership or review the warranty packet inside the vehicle.

**WINDSPORT**



**YOUR LOCAL TMC DEALER:**



Go RVing.