

VISA STANDARDS

CONSTRUCTION

- One-Piece Uni-Arch Fiberglass Roof
- High-Gloss Fiberglass Exterior
- Vacuum Bonded Laminated Walls
- Welded Six-Sided Aluminum Cage
- 82" Interior Headroom
- Prewired for Roof A/C
- Low Center of Gravity
- Lightweight Steel Chassis
- Laminated Floor w/Lightweight Substrates
- Laminated Sidewalls w/SymaLITE Substrates
- 3,500 lb. Torsion Single Axle (17' & 19' Models)
- Tandem Axles w/Equi-Flex (23' Models)

EXTERIOR

- Black Radius Tinted Windows
- Porch Light; Hitch Light
- LED Running Lights
- TV Signal Booster
- Entry Step Well
- Four Lightweight Stabilizer Jacks
- 26" x 72" Radius Entry Door w/Deadbolt Lock
- Easy-Lube Axles
- Two 20 lb. LP Bottles w/Cover
- 30 Amp 28' Marincor Power Cord w/Storage

INTERIOR

- 20,000 BTU Furnace with Wall Thermostat
- 6 gal DSI Gas Water Heater
- Hardwood Cabinet Doors/Drawers
- Radius Valance Treatments
- Night Shades

BATH

- Aqua Magic IV Toilet w/Foot Flush
- High Velocity Bath Vent
- Medicine Cabinet w/Mirror
- Radius Shower Curtain
- Tub & Shower Surround
- 36" x 24" Tub (19ERD, 19RSD)
- Neo-Angle Shower (19RGU, 23RBK)
- 55 Amp Converter w/Charger & LED Indicators

KITCHEN

- 2-Burner Cooktop
- 3-Way 6.2 cu. ft. Refrigerator
- Power Range Hood
- Monitor Panel

SAFETY

- Safety Chains, Break-Away Switch
- 14" Bias-Ply Tires, Alum. Wheels
- Wall Mount Fire Extinguisher
- Combo LP and CO Detector
- Smoke Detector

POPULAR OPTIONS

- 11.5K BTU Low Profile A/C
- Touch Screen Stereo w/2 Interior and Exterior Speakers
- 14" Spare Tire in Floor Drop-In
- Pewter Awning
- Outside Spray Port
- Safety Glass Windows
- Deluxe Foam Mattress
- Microwave Oven
- TV Antenna



VISA SYMALITE SIDEWALL SUBSTRATE

A breakthrough in lightweight, environmentally friendly construction

Our light, resilient, versatile, waterproof sidewall composite is 100% wood- and formaldehyde-free. It won't swell or rot like wood, it is mold and mildew resistant, it absorbs noise, and is recyclable.

CERTIFIED GREEN by TRA Certification

Our use of environmentally responsible processes, recycling and materials has earned official recognition for VISA facilities and products from TRA Certification, Inc. - www.tragreen.com.

2 YEAR WARRANTY

on structure and components

In addition to a standard one-year warranty, our exclusive Gulf Stream Coach Warranty gives you DOUBLE the protection with TWO YEARS of coverage on key structural components of your new VISA by Gulf Stream. That extended protection is also offered to Gulf Stream owners by many of the manufacturers that supply components for VISA units, including the refrigerator, antenna, furnace, water heater, air conditioner, awning, range, microwave and more. See the official Warranty for details and restrictions.



visa
BY GULF STREAM®

CREATED BY OUR FAMILY
FOR YOUR FAMILY

VISA by Gulf Stream Travel Trailers are built by Gulf Stream Coach, Inc., of Nappanee, Indiana, an independent family-owned, family-run company with over 35 years of experience and innovation behind it. Founded by campers for campers, and driven by the input of our Owners and Dealers, Gulf Stream Coach continues to be a voice of independence and fresh new ideas.



SEE THE NEWEST FLOOR PLANS,
STYLES, FEATURES AND OPTIONS AT
www.gulfstreamrvtrailers.com

For complete product information see your local Gulf Stream Coach Dealer or visit us online at www.gulfstreamrvtrailers.com. Gulf Stream Coach, Inc. reserves the right to change or discontinue features, specifications, colors, materials and components at any time without further notice. Not responsible for typographic errors. Photos may show optional features available at additional cost. Experience and review a current model at a Gulf Stream Coach Dealer near you. © 2011 Gulf Stream Coach Inc., Nappanee, Indiana USA. #VIS012012

Your VISA by Gulf Stream Dealer:



visa

BY GULF STREAM®

Welcome to the world's back yard



Certified GREEN Fuel Efficient Lightweight Aerodynamic Uni-Arch Construction Seamless Fiberglass Roof Vacuum-Bonded Walls



A. (19RGU)



B. (19ERD)

A. Camper-proven VISA floor plans bring casual luxury to beautiful and exciting places.

B. Great meals and fun snacks are easy in a VISA galley, with standard sink, cooktop, hardwood cabinet doors, durable countertop and plenty of drawer storage. Also standard is a 6.2 cu. ft. refrigerator. Microwave is optional.

C. Our floor plans give you variety ranging from this sun-flooded rear dinette in the 19RGU to the U-shaped slide-out dinette of our 23CSK.

D. Every VISA includes a full galley, spacious dry bath, roomy dinette, and deluxe sleeping accommodations in a fuel-efficient aerodynamic shape.

E. Several VISA floor plans feature a generous walk-around queen bed with perfectly placed cabinets, closets and lights.

F. Top designers select fabrics, furnishings and other decor elements that fit perfectly in the great outdoors.



D. (19RGU)



E (23CSK)



visa
BY GULF STREAM®



VISA by Gulf Stream is North America's most advanced lightweight travel trailer, featuring innovative floor plans, lightweight materials, premium features, and an aerodynamic one-piece laminated fiberglass roof that extends from the front hitch to the rear bumper. The unique VISA design delivers unsurpassed weight, length and strength ratios, while providing great interior headroom and generous storage inside and out.

Our pursuit of a lightweight, environmentally friendly, minimum-impact travel trailer has earned GREEN Certification and the respect of campers who want to protect the great outdoors while they enjoy it.



C. (19ERD)



F. (19RGU)

Designer-Approved Decor Choices

Casual "Chestnut" or geometric "Diamond," each chosen to complement the rich warm wood tones and to wear like iron in the demanding campside environment.



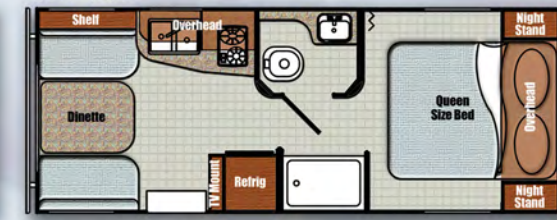
Specifications

Model	17RWD	19ERD	19RSD	19RGU	23RBK	23BHD	23CSK
Length	20'0"	22'11"	22'11"	22'11"	25'11"	25'11"	25'11"
Height w/AC	9'6"	9'6"	9'6"	9'6"	9'11"	9'11"	9'11"
Dry Weight	2,570	2,762	2,832	2,802	3,502	3,530	3,720
Hitch Weight	230	330	400	350	370	380	430
Carrying Cap.	880	1,028	1,028	1,008	2,358	2,222	1,880
Fresh Tank	28 gal	28 gal	28 gal	28 gal	28 gal	28 gal	28 gal
Grey Tank	30 gal	30 gal	30 gal	30 gal	30 gal	30 gal	30 gal
Black Tank	30 gal	30 gal	30 gal	30 gal	30 gal	30 gal	30 gal
Hot Water Htr	6 gal	6 gal	6 gal	6 gal	6 gal	6 gal	6 gal
LP Capacity	40 lbs	40 lbs	40 lbs	40 lbs	40 lbs	40 lbs	40 lbs

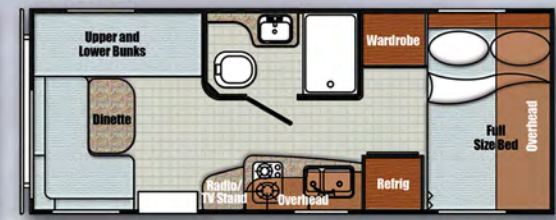
17RWD



19ERD



19RSD



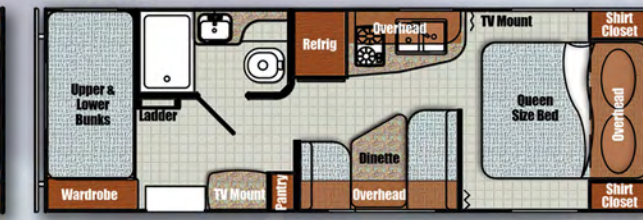
19RGU



23RBK



23BHD



23CSK

