



Montana

WWW.KEYSTONE-MONTANA.COM

Montana
WWW.KEYSTONE-MONTANA.COM





Look around and find yourself surrounded by the finer things such as upscale light fixtures, solid hardwood hickory cabinets, and plush residential carpeting with thick rebond padding.



After 11 consecutive years as the best selling fifth wheel brand in America, Montana continues to provide unmatched quality, luxury and livability. Eleven lavish models provide floor plan flexibility while the list of standard equipment and luxury enhancements seems endless.

Montana living quarters provide unparalleled spaciousness with the innovative arched roof and 6'6" tall main slide rooms. Leading the way are the new wall hugger recliners and 72" residential sofa, available in beautiful heavy grade fabric or optional leather. From here you can immerse yourself in the stunning clarity of the high definition LCD television and home theater system with true 5.1 Dolby Digital surround sound. Most models also offer a computer work station with an optional desk chair that quickly converts into a handy step ladder.



Montana
// 3625RE IN BLACKTHORN DECOR //



// 3625RE IN BLACKTHORN DECOR //



// 3402RL IN MOCHA DECOR //

SO WHY SETTLE FOR ANYTHING LESS THAN THE BEST?





// 3582RL //



// 3582RL //

The new 3582 RL offers storage solutions you would not think possible in a triple slide fifth wheel thanks to opposing full wall slide-outs and a free standing kitchen island.

The countertops are the showpiece of any great kitchen and here you'll find stunning solid surface countertops with matching sink covers and deep full sized sinks. Other favorite features include the molded cutting board and dish strainer inserts, a single lever pull out sprayer faucet and tip out drawer for brushes and sponges.

This upscale look is further enhanced by stylish backsplash behind the range and elegant 5" oil rubbed bronze cabinet and drawer pulls...large enough to fit your whole hand, just like at home. Full extension steel roller bearing drawer guides allow the rear of every drawer to extend beyond the countertop for easy access.

Amidst all the visual appeal, you will find the appliances you need to prepare your favorite meals, including a 30" over-the-range microwave/convection oven, 22" gas oven and a three burner range top with an exterior vented range hood. Of course, the optional four door, 12 cubic foot refrigerator is available on most models.





// 3402RL // 3582RL //



// 3402RL // 3582RL //

Montana

// 3700RL IN COBALT DECOR //



DECOR PACKAGES

BLACKTHORN	COBALT	MOCHA

When nothing sounds better than a relaxing evening at home, look no further than the Montana bedroom suites. The deep bedroom slide-out provides ample walk space at the foot of the bed while the arched roof provides up to 6'8" interior ceiling height. The deep, cedar lined closet will keep your clothes fresh on the longest trips. Whether you prefer a queen or king sized bed, Montana has you covered with bedside night stands, reading lights and electrical outlets.

The Montana bathroom features a residential solid surface bathroom vanity top with oversized molded sink and single lever faucet. The large medicine cabinet over the vanity has a custom three bulb light to provide the final decorative and functional touches.

BIG SKY PACKAGE

BIG SKY PACKAGE ITEMS:

FULL BODY PAINT • "G" RANGE RADIAL TIRES • SIX POINT AUTO HYDRAULIC LEVELING
RADIUS FIBERGLASS SHOWER • METAL WRAPPED AWNING




SIX POINT AUTOMATIC HYDRAULIC LEVELING SYSTEM

"G" RANGE TIRES

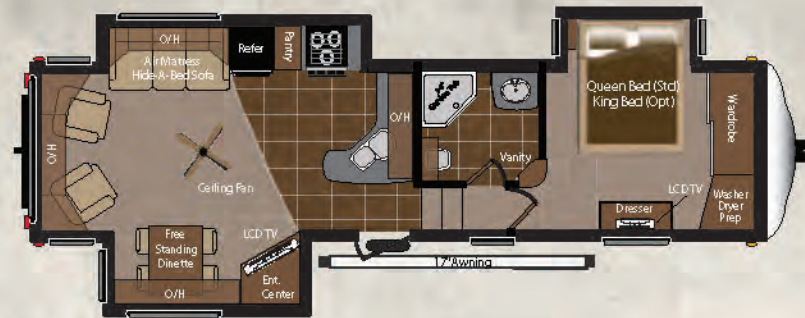
RADIUS FIBERGLASS SHOWER

BLACK METAL WRAPPED AWNING





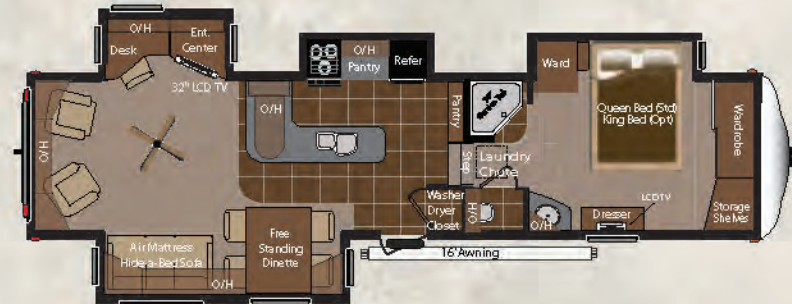
3000RK
BIG SKY PACKAGE
ELIGIBLE



3100RL
BIG SKY PACKAGE
ELIGIBLE



3150RL
BIG SKY PACKAGE
ELIGIBLE



3400RL
BIG SKY PACKAGE
ELIGIBLE



3402RL
BIG SKY PACKAGE
ELIGIBLE



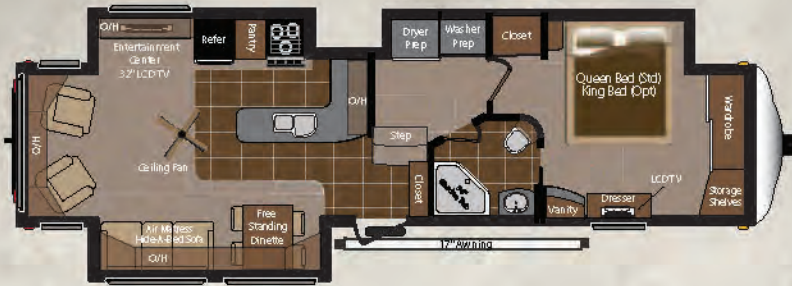
3455SA
BIG SKY PACKAGE
ELIGIBLE



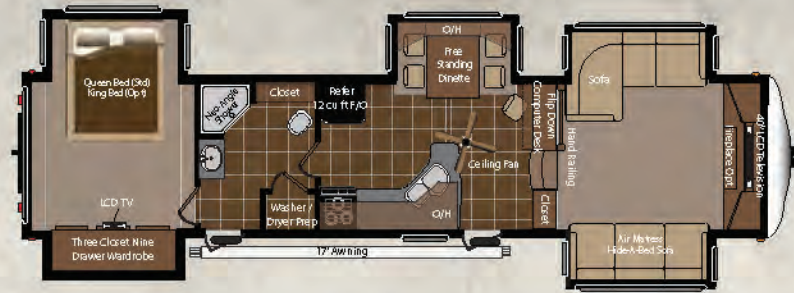
3582RL
BIG SKY PACKAGE
ELIGIBLE



3625RE
BIG SKY PACKAGE
ELIGIBLE



3700RL
BIG SKY PACKAGE
ELIGIBLE



3750FL
BIG SKY PACKAGE
ELIGIBLE



3800RE
BIG SKY PACKAGE
ELIGIBLE



SCAN HERE
TO SEE THE DIFFERENCE IN OUR TURNING RADIUS VS. THE COMPETITORS, OR VISIT OUR WEBSITE AT WWW.KEYSTONEV.COM

MAX TURN TECHNOLOGY TURNING RADIUS Max Turn Technology features an integrated frame and front cap design allows for an industry best short bed truck to fifth wheel angle because the front rail of the Montana frame is curved to provide more turning radius, making a 90 degree turn no problem.

MODEL	3000RK	3100RL	3150RL	3400RL	3402RL	3455SA	3582RL	3625RE	3700RL	3750FL	3800RE
SHIPPING WEIGHT	11067	11310	11379	12589	12893	12329	12537	12751	12852	12522	12880
CARRYING CAPACITY	3033	2925	2781	3051	2912	3231	3248	3019	2648	3218	3100
HITCH WEIGHT	2100	2235	2160	2140	2305	2060	2285	2270	2525	2240	2480
EXTERIOR LENGTH*	35' 6"	35'	34' 5"	37' 6"	39' 1"	37' 4"	38' 4"	38' 6"	38' 7"	39' 1"	38' 7"
EXTERIOR HEIGHT	12' 9"	12' 9"	12' 9"	12' 9"	12' 9"	12' 9"	12' 9"	12' 9"	12' 9"	12' 9"	12' 9"
FRESH WATER	66	66	66	66	66	66	66	66	66	66	66
WASTE WATER	50	50	50	50	50	50	50	50	50	50	50
GRAY WATER	93	93	93	93	93	93	93	93	93	93	93
LPG CAPACITY LB.	60	60	60	60	60	60	60	60	60	60	60
TIRE SIZE - MONTANA	ST235/80R16E	ST235/80R16E	ST235/80R16E	ST235/80R16E	ST235/80R16E	ST235/80R16E	ST235/80R16E	ST235/80R16E	ST235/80R16E	ST235/80R16E	ST235/80R16E
TIRE SIZE - BIG SKY	LT235/85R16G	LT235/85R16G	LT235/85R16G	LT235/85R16G	LT235/85R16G	LT235/85R16G	LT235/85R16G	LT235/85R16G	LT235/85R16G	LT235/85R16G	LT235/85R16G

DISCLAIMER: Product information is as accurate as possible as of the date of publication of this brochure. All features, floor plans, and specifications in this brochure are subject to change without notice. Please also consult Keystone's web site at www.keystonev.com for more current product information and specifications. Tow Vehicle Disclaimer. CAUTION: Owners of Keystone recreational vehicles are solely responsible for the selection and proper use of tow vehicles. All customers should consult with a motor vehicle manufacturer or their dealer concerning the purchase and use of suitable tow vehicles for Keystone products. Keystone disclaims any liability or damages suffered as a result of the selection, operation, use or misuse of a tow vehicle. KEYSTONE'S LIMITED WARRANTY DOES NOT COVER DAMAGE TO THE RECREATIONAL VEHICLE OR THE TOW VEHICLE AS A RESULT OF THE SELECTION, OPERATION, USE OR MISUSE OF THE TOW VEHICLE. *Length is defined as the distance from the centerline of hitch pin/coupler to rear bumper of trailer. 05/12



FOUR SEASON LIVING: ZERO DEGREE TESTED AND UNSURPASSED HOT WEATHER COMFORT



» The industry leader in four season fifth wheel capabilities, Montana has been tested and approved for zero degree usage since 2005.

» Radiant technology insulation and a layer of fiberglass insulation provide the equivalent of R-38 roof insulation. Unlike conventional fifth wheel roofs that taper down to 2" thick at the sidewall, Montana's arched roof provides consistent 5" thick roof insulation across the entire span from sidewall to sidewall.

» The Montana sidewalls are laminated with R-9 solid block foam insulation.

» The floor is insulated with a layer of heat reflective Astro-Foil plus a layer of fiberglass insulation equaling an R-21 value. Most importantly, the water lines are installed between the floor joists, near the heat duct and above all of the insulation and the heated underbelly.

» The holding tanks and dump valves are completely enclosed, insulated and heated.

» The low point drains are enclosed in the heated exterior convenience center.

» The new "Quiet Cool" air conditioning system feeds cool air directly into the ductwork system for increased air flow while warm air is returned through a separate ductwork system to be vented outside. This residential system keeps noise and vibration away from the living quarters for quiet, cool comfort.

» The optional second air conditioner is ducted and is controlled by the dual zone, digital thermostat. A remote sensor monitors the bedroom temperature.

» Montana's vented attic provides vital escape routes for unwanted interior moisture that accumulates during four season usage.

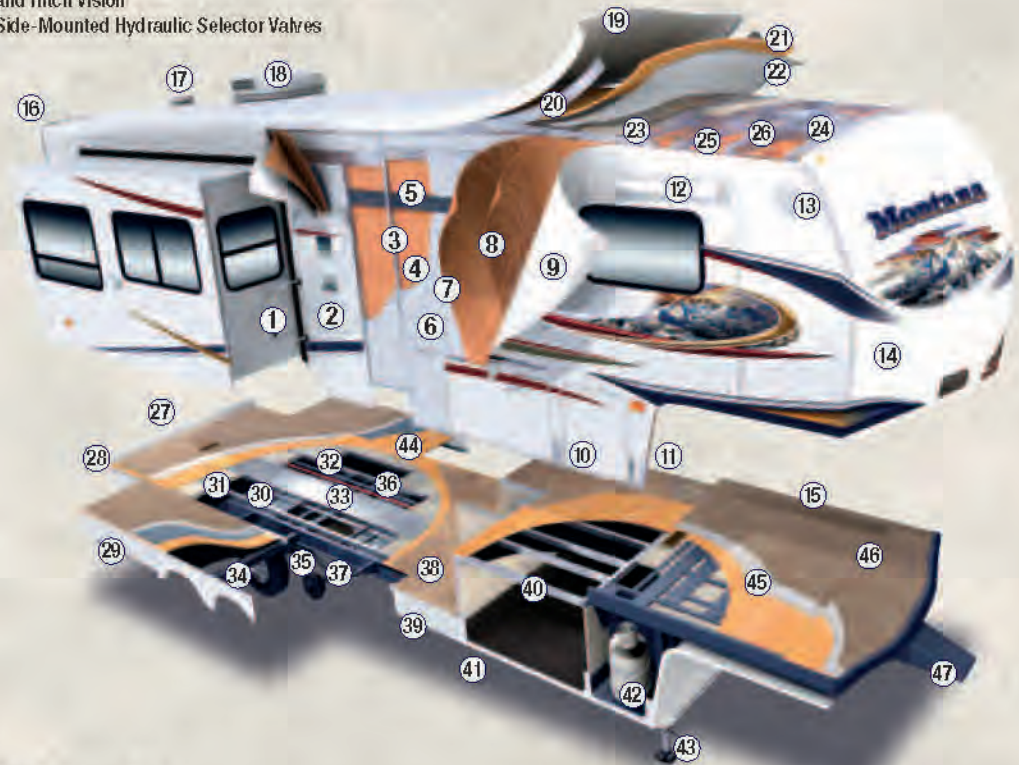
SIDEWALL (R-9)

1. Fold-Away Grab Handle
2. 30" x 74" Entry Door with Window
3. 2" Welded Aluminum Wall Studs
4. Interior Decorator Board
5. Electro-Galvanized Sheet (EGS) Metal Backing Strips
6. High Density Solid Block Insulating Foam
7. 1/8" Luan Board
8. 2nd Layer of Luan with Staggered Seams
9. Automotive Finish High Gloss Gel Coated Fiberglass Exterior
10. Heavy Duty Insulated Baggage Doors
11. Exterior Convenience Center
12. Electric Patio Awning
13. Security Light
14. Fiberglass Front Cap with Improved Turning Radius and Hitch Vision
15. Side-Mounted Hydraulic Selector Valves

ROOF (R-38)

16. Rear Ladder
17. Vented Attic
18. 15,000 BTU A/C
19. One-Piece EPDM Rubber Roof with 12 Year Warranty
20. Aluminum Radius Roof Transition Molding
21. 3/8" Roof Decking
22. Radiant R-38 Insulation (97% Heat Reflection)
23. Fiberglass Insulation
24. Aluminum Wrapped AC Duct
25. Ceiling Decking with Vinyl
26. 5' Fabricated Galvanized Steel Truss Rafters on 16" Centers

CONSTRUCTION



FLOOR (R-21)

27. Rear Accessory Hitch
28. Electric Rear Jacks
29. DARCO Wrapped Main Floor Moisture Barrier
30. Astro-Foil Insulation
31. Fiberglass Insulation
32. One-Piece Fluted Polypropylene Fully Enclosed Sub-Floor
33. Large-Capacity Heat Duct
34. Easy Lube Axles with 8-Lug Wheels
35. MOR/ryde® Suspension Heavy Duty Wet Bolt Kit
36. Enclosed and Insulated Water Lines
37. Powder-Coated 10" Steel "Rolled" I-Beam
38. Residential Linoleum
39. Full Radius-Wrap Aluminum Enclosure
40. 3" Welded Aluminum Floor
41. Drop-Frame Chassis Design with Flat-Floor Storage
42. Dual 30 Lbs. L.P. Bottles on Each Side
43. Easy Access Adjustable Snap Jack Pins
44. 5/8" Seamless Floor Decking
45. Residential Carpet Pad
46. Residential-Grade Carpeting with Stain Protection
47. Extended Hitch Pin

STANDARD FEATURES:

- **NEW** Automotive finish high gloss gel coated fiberglass exterior
- **NEW** Fantastic fan in kitchen or living room
- **NEW** 30" Over-The-Range convection/microwave oven with range hood
- Drawer under refrigerator (Models 3100, 3400, 3402, 3455, 3625, 3700, 3800)
- Heavy duty wet bolt kit with bronze bushings and ½" shackle links
- Wire and frame for ducted 2nd A/C with remote sensor and dual zone thermostat
- Cedar lined front closet
- Arched stamped steel roof rafters
- FM/CD/DVD home entertainment system with 5.1 surround sound and HDMI cable connection
- 90 AMP Intelli-Power 4500 converter w/50 amp service
- Fully lit control center
- 35,000 BTU furnace with auto ignition and high capacity in line heating system
- 66 gallon fresh water capacity
- Four step entry
- Generation II exterior remote system

MOVING TO MONTANA PACKAGE:

- Queen (60 by 80-inch) mattress
- Two cloth wall hugger recliners
- Cloth air-mattress hide-a-bed-sofa w/electric pump
- Central exterior water and convenience center
- Dexter E-Z Lube axles with self adjusting brakes
- MOR/ryde® LRE/4000 rubber suspension system
- Goodyear tires on 16" Aluminum wheels with 8 lug nuts
- Arctic Insulation Package
- Vented attic system
- Deep tint safety glass windows
- 15,000 BTU air conditioner with "Quiet Cool" system
- Washer/dryer prep
- Hidden safe
- Dual reading lights over the bed
- Ceiling fan with light kit
- Flush mounted solid surface range cover
- Two flush mount kitchen sink covers
- Flush mount cutting board and dish strainer
- Rear accessory hitch
- Individual selector valves for slide outs
- Welded, aluminum framed walls, floors, end caps and slide-outs
- R-9 laminated sidewalls with dual layered luan
- HD Digital TV antenna with booster
- Solid hardwood raised panel refrigerator front
- Deluxe porcelain toilet

- RG-6 Satellite prep with dual inputs for living area TV and bedroom TV
- Black tank flush
- Sky dome over tub
- Fold away entry handle
- Rear roof ladder
- Dual patio security lights
- Under mount spare tire and carrier
- Carbon monoxide detector and smoke detector

HICKORY EDITION PACKAGE:

- Slam latch pass thru storage compartment doors with gas struts
- Enormous drop frame pass thru storage compartment
- Max Turn front cap and radius frame with Hitch Vision (TM)
- Radius rear cap with back-up lights
- Radiant technology roof, slide-out roof and front cap insulation (R-38 total)
- Extended length rotating sewer boom (not available 3750)
- Hickory cabinet doors and drawers
- Hickory stiles, end panels and crown molding
- Solid hardwood slide out fascia
- Solid surface kitchen counter tops
- Solid surface bathroom lavatory top
- Seamless underbelly enclosure
- Free standing dinette with swiveling top, slide, extension and storage
- 32-inch HD LCD TV with pull out tray (3000, 3100, 3150, 3400, 3402.)
- 40-inch HD LCD TV (3455, 3582, 3625, 3700, 3750, 3800)
- 19" bedroom HD LCD TV
- Automatic entry light
- 12 gallon DSI gas/electric water heater
- 50 gallon black tank capacity
- 93 gallon gray tank capacity

OPTIONS:

- Mor/ryde® hitch pin (Mandatory option on 3700, 3750, 3800)
- Dual pane safety glass windows
- Slide-out Awning Package
- 6-Point hydraulic auto-leveling system
- King size bed
- End table and lamp
- Sofa table
- High back desk chair with fold over step ladder
- 1st Leather wall hugger recliner
- 2nd Leather wall hugger recliner
- Leather air mattress hide-a-bed sofa w/electric pump
- Booth dinette (Not available 3100, 3625, 3750)

- Ducted 2nd 13,500 BTU air conditioner
- 2nd fantastic vent fan with rain sensor (Location varies by model)
- Generator ready (Onan Marquis Gold 5.5 KW specifications)
- Onan Marquis Gold 5.5 KW – LP Generator (Requires optional generator ready)
- 12 cubic foot Four door refrigerator (Not available 3150)
- Central vacuum
- Electric Fireplace
- Neo-Angle shower in place of garden tub (Not available 3402, 3582)
- Goodyear G-Range tires

STANDARDS AND OPTIONS ARE SUBJECT TO CHANGE WITHOUT NOTICE |



- A** HI BACK DESK CHAIR
- B** PASS THRU STORAGE
- C** FOUR STEP ENTRY
- D** CENTRAL VAC UNIT
- E** EXTERIOR CONVENIENCE CENTER
- F** EASY SET REMOTE CONTROL SYSTEM
- G** FLUSH MOUNTED SOLID SURFACE RANGE COVER
- H** SOLID SURFACE BATHROOM LAVATORY TOP

ULTIMATE TOWABILITY BY APPLYING "MAX TURN" TECHNOLOGY

AFTER BUILDING OVER 65,000 MONTANA FIFTH WHEELS, WE'VE PERFECTED THE ART OF TOWING. YOU CAN COMPARE FEATURES. YOU CAN COMPARE FLOOR PLANS. BUT WHEN IT COMES TO TOWING, THERE IS SIMPLY NO COMPARISON TO A MONTANA FIFTH WHEEL.



MAX TURN TECHNOLOGY FRONT CAP

The Max Turn Technology molded fiberglass front cap features a dramatic, aviation style curved shape to dramatically reduce the drag coefficient for maximum fuel economy.



REAR BACK-UP LIGHTS

Montana's rear fiberglass cap has molded back-up lights to illuminate the area behind the fifth when backing into a parking spot or campsite. Back-up lights are an important safety feature to notify other motorists or pedestrians when the fifth wheel is moving in reverse.



MOR/RyDE LRE/4000 SUSPENSION

The MOR/ryde LRE/4000 Suspension increases dynamic axle travel by up to 4"! No other suspension on the market offers this level of protection. Increased travel means smoother towing, improved towability and better protection from damaging road shock.



OPTIONAL MOR/RyDE PIN BOX

The optional MOR/ryde pin box works in a horizontal planar motion (both longitudinally and laterally) to absorb towing shock and effectively diminish the transfer of forces from fifth wheel to truck. Forget about that harsh, jerky chucking action – not to mention the added strain on you!



MOR/RyDE WET BOLT KIT

Montana also uses the heavy-duty shackle upgrade kit that includes 1/2" shackle plates, wet or grease-able bolts and bronze bushings. This kit provides longer lasting, more durable and better performing components, another "best in class" feature.



LOW HITCH WEIGHTS

While other fifth wheels put tremendous strain on the tow vehicle with hitch weights exceeding 2500 lbs, most Montana models offer hitch weights below 2300 lbs.



Montana
WWW.KEYSTONE-MONTANA.COM



GOODYEAR™ TIRES

Every Montana fifth wheel runs on aluminum 8-lug wheels and 16" E-Range Goodyear™ tires or optional 16" G-Range Goodyear™ tires.



DEXTER NEV-R-ADJUST™ BRAKES

The Dexter Nev-R-Adjust™ brakes adjust automatically in the forward moving direction, eliminating the need for manual adjustments while maintaining optimum performance and braking power.



WWW.KEYSTONERV.COM
2642 HACKBERRY DRIVE, P.O. BOX 2000 COSHEN, IN 46527



Visit the Montana Owner's Club web site
Independently created and maintained
by Montana fifth wheel owners.
www.montanaowners.com

**#1 SELLING FIFTH WHEEL
11 CONSECUTIVE YEARS**