



*Your suite awaits you...*



Mobile Suites

Elite Suites

Full House  
(Optional Full Body Paint Shown)



The time is right, you've made the decision and now you've discovered what so many satisfied DRV owners proudly proclaim . . . "We Love Our DRV Luxury Suite"!

DRV promises and delivers on what today's extended-stay travelers and full-time fifth wheel residents demand most. Efficient designs, with an abundance of quality feature, reliable innovative engineering and comfortable, beautiful interior decors.

Whether your preference is Elite Suites, Mobile Suites, Full House, or perhaps one of the many new 43' semi-customizable suites, you can be confident that you've chosen the very best.

*We sold our 2007 36TK3 Mobile Suite and recently picked up our 2012 38TKSB3 Elite Suite that was built to our needs. We had a great factory tour and it was very informative and friendly. The Elite Suite is everything we imagined and more. It's very comfortable and we've received many compliments so far, and looking forward to traveling back to Florida for the winter months. We would recommend this unit to anyone who wants quality and innovation.*

— Bob and Lou in Ontario Canada



**Superior engineering assures year round comfort.**



**DRV**  
*Luxury Suites*



*Living...  
 Loving...  
 Luxury.*

*Your suite  
 awaits you...*

[www.drvsuites.com](http://www.drvsuites.com)



*I felt compelled to write and express my appreciation for our 2012 38RESB3 Elite Suite. My wife and I had a 2006 36TK3 Elite Suite which was so luxurious and now the new 2012 Elite Suite is more than we imagined in luxury. We chose the Elite Suite again because of the attention to detail and the factory working with us on some custom modifications. We really enjoy the new floorplan and we feel like we are at home. Our fifth wheel is equipped with the Trail Air Pin Box and Center Point Suspension, along with straight liner towing. This is the best pulling 5th wheel we have owned.*

— Dale and Wanda in Columbia, MO

*We have lived full-time in our Mobile Suites 36TK3 coach for just over two years and have thoroughly enjoyed the home-like amenities in our home on wheels. The "R" values have made for exceptional comfort in both summer and winter. "Dollar for Dollar" we don't think there is a better fifth wheel currently on the market.*

— Ron in Granbury, TX

**NEW Full House  
 Series Toy Haulers...**

available in Mobile Suites and Elite Suites



38TKSB3 • New England Cherry with Regal Moss décor

# MOBILE SUITES



*Living...  
Loving...  
Luxury.*

**You've arrived.**

You deserve the dignified elegance of the Mobile Suites. Engineered for dependability and designed for lasting beauty, Mobile Suites is every bit as sophisticated as you are.





38TKSB3 • New England Cherry with Designer Collection Corian® Countertops

The comfortable king size bed features overhead cabinets and the optional vanity slide out provides added floor space and convenient storage.





Mobile Suites are designed to showcase residential-style, premium hardwood raised panel cabinetry and an abundance of countertop workspace.

This model smartly incorporates the convenience of a desk area adjacent to the entertainment center. The power lift TV, lots of great storage, as well as the spacious bath, will all enhance your extended travel experience.



**36TKSB3** • Chestnut Maple with Jamocha Brown décor

The deep rich wood tones of Chestnut Maple add to the appeal of these plush surroundings.







Relax and enjoy the fireplace or watch your favorite program on the power lift TV.

TV when you want it - or just enjoy the view.



The bedroom features under-bed storage, overhead cabinets, a large wardrobe and vanity cabinets. Add an optional front loading washer/dryer to the hallway closet for even more convenience.



38RESB3 • New England Cherry with Imperial Ebony décor

# ELITE SUITES



*Living...  
Loving...  
Luxury.*

## **Take a close look**

... we've left nothing to the imagination. You know that underneath it all we've combined quality features and innovative engineering that delivers a superior extended travel experience.



Shown in Platinum  
Full Body Paint



38RESB3 • New England Cherry with Imperial Ebony décor

The kitchen island expands your workspace while providing more storage. The solid granite countertop is accented by the Corian® back splash. The power lift range cover and standard GE Profile microwave are features you'll appreciate.





Personalized hardwood wall clock.

Custom hand made and finished woodwork and cabinets are exclusively made for the Elite Suites and feature the rich look of New England Cherry cabinetry.

The straight roofline design means greater ceiling heights and storage throughout.



The optional Hi-Lo coffee table adds more versatility to the living space, and provides convenient storage as well.



**38RESB3** • New England Cherry with Elite Suite Bedding Décor

True elegance, from the solid hardwood, raised paneled headboard and the overhead cabinets with indirect lighting to the space expanding slide out vanity, you'll rest in comfort. The large wardrobe can accommodate your plans for extended travel. The King Sleep System features a Sleep Number® bed by Select Comfort® and under-bed storage featuring a lift assist for easy access.

An optional front loading washer/dryer can be added to the adjacent hallway closet if desired.



The custom walk in front closet with a prefinished built in shoe rack gives you extra storage in the bedroom.

The cedar lined closets feature a built in safe with keyless entry (standard on Elite Suites).



40LSWBG • New England Cherry with Imperial Ebony décor

*Presenting  
the All New –*

# *FULL HOUSE*





*Living...  
Loving...  
Luxury.*

**Introducing...**

an innovative new toy hauler,  
with unique one-of-a-kind features,  
exclusively from DRV.





40LSWBG • New England Cherry with Imperial Ebony décor

**Adaptive Purpose Surface Engineering allows Full House toy haulers to:**

- Expand either the Living Room or the Garage to fit the occasion by automatically moving the interior wall;
  - Convert the garage floor to assist the ramp door via a “Hidden Ramp” elevation system.
- If you see this kind of engineering in an RV, you know you are looking at DRV’s quality.



Moveable interior wall allows you to travel with your toys!  
Golf cart not included with Full House Package.



Set-Up Mode



Travel Mode



The garage features plenty of industrial cabinets and LED touch lighting.

*Expandable Garage and Hidden Ramp features are proprietary features and the subject patents pending.*



43' Dallas • New England Cherry with Café Au Lait décor

# 43' MOBILE & ELITE SUITES



*Living...  
Loving...  
Luxury.*

**A full line of 43' suites.**

Incredibly spacious, these residential-style four season luxury suites can be semi-customized, to add your own personal touches.





**43' Dallas** • New England Cherry with Café Au Lait décor

This 43' model is perfect for those who seek four-seasons comfort and the mobility of a residential styled fifth wheel. The New England Cherry cabinetry and beautifully coordinated decor choices will enhance your living space.



The kitchen island adds counter workspace and plenty of storage space is provided by the large pantry cabinets and four door refrigerator.



43' Dallas • New England Cherry with Café Au Lait décor

This attractive bedroom features a vanity slide out with full extension drawers. The overhead cabinets provide plenty of additional storage.





# DRV Décor Selections



Designer  
Collection  
Corian®  
Countertop  
(Mobile Suites)



Granite  
Ravine  
Countertop  
(Elite Suites)

# Constructed for Full Time Living

**Roof Construction**

- Fiberglass Roof (Elite Suites)
- One Piece Rubber Roof (Mobile Suites)
- 1/2" Exterior Roof Decking
- High Density Wool Insulation
- Luan
- 5/16" Sound Deadening Foam
- Vinyl Ceiling

**Total Roof R25**

**Wall Construction**

- Vinyl
- Luan
- Moisture Barrier
- 1/4" Monsanto Foam Thermal Barrier
- Moisture Barrier
- High Density Wool Insulation
- Luan
- Gel Coated Fiberglass Exterior

**Total Sidewall R16**

**Floor Construction**

- Carpet/Tile Flooring
- 5/8" T/G Exterior Grade Plywood
- 1" x 2 1/2" Aluminum Floor Joists
- High Density Wool Insulation
- Vapor Barrier Underbelly
- 15" Steel Box Tube Chassis w/ High Density Wool Insulation
- Extruded Double-Layer Underbelly

**Total Floor R29**

**Other Features:**

- Scare Light/Back Up
- Hydraulic Stabilizer Jacks
- Slideout Hydraulics w/Individual Electronic Control
- Wider Tread
- High Density Wool Insulation
- Luan
- Gel Coated Fiberglass Exterior
- EcoBatt High Density Wool Insulation is derived from renewable materials.
- Hydraulic Jacks

**THE ONLY TRUE FOUR SEASON COACH**



**All New Sub-Zero Thermal Pack with High Density Wool Insulation – Standard on all Suites**

# We Really Love Our Level-Up™ Leveling System

(Patent Pending)

A revolutionary advancement in engineering available on DRV luxury suites.



Optional one-touch auto leveling.

- Finger tip control of switch at exterior panel
- Levels accurately every time - in just seconds!
- Powerful dependable hydraulics
- Automatically finds level to within a tenth of an inch
- No more driving up onto blocks
- No more bending and stooping

*"My Level-Up™ system, installed on my Mobile Suite by DRV, is unbelievable and has cut my set-up time in half. Now I can pull in, level the unit side to side, unhook and level front to rear just as easily. I appreciate the added stability of having six stabilizer legs, rather than just four. The power of the hydraulics is really impressive."*

– Gary "Ponch" McDonal in Illinois

# Elite Suites Full Body Paints with Window Silks



**Pearl Exterior**



**Garnet Exterior**



**Sapphire Exterior**



**Platinum Exterior**



**Mobile Suites Optional Exterior Full Body Paint**



To appreciate the true metallic nature of these rich automotive colors see your DRV dealer for accurate paint samples.  
NOTE: Other custom color exterior packages are available, please ask your dealer for more details.

# Advances in Engineering Excellence

**FEATURES & BENEFITS** From the ground up, all units are built with automotive style components. Our innovative designs make it easier to transport, set up and maintain your unit.

## Structure

- F:** Professionally designed and tested 15" steel box tube chassis.
- B:** Super strong foundation to build a lasting, high quality fifth wheel.
- F:** All-weather heavy duty aluminum floor system.
- B:** The floor is screwed and bolted together and will not rot over time. Also, we do not use staples which eventually work up through the floor covering.
- F:** R-29 insulated frame floor system with three weather barriers.
- B:** Warm floors for extended or full time use: and keeps out condensation.

## Technology

- F:** **New** state of the art **Level-Up™** leveling system (patent pending) and industrial hydraulic system.
- B:** Delivers maximum convenience and power to level your unit side-to-side and operate front and rear stabilizers and room slide outs.
- F:** **New** automotive style Kodiak® disc brakes.
- B:** Limited lifetime warranty; smoother stopping; shorter stopping distance; low maintenance cost.
- F:** Heavy duty 8,000 axles with oil bath hubs and EquaFlex® rubber equalizer.
- B:** Larger carrying capacity; less axle problems; low maintenance; best ride quality available.
- F:** Heavy duty Michelin® J-rated tires and aluminum eight bolt wheels.
- B:** Highest quality tire manufactured for RVs. Special tread pattern to dissipate heat. Tires are regroovable for miles and miles of safe use. Wheels are light weight and will not rust.
- F:** Greasable suspension with bronze bushings.
- B:** Ease of maintenance and long-wearing.

## Sturdy

- F:** 3.25" aluminum framed walls with R-16 insulated rating. Highest R rating in the industry.
- B:** Lightweight; lower heating and cooling cost; noise reduction
- F:** Radiused aluminum roof rafters on 16" centers.
- B:** Lightweight; improved water run off; maximum load capacity per square foot.
- F:** R-25 insulated roof system with plywood and rubber or fiberglass covering.
- B:** Improved weather barrier; sound deadening; low maintenance; lower heating and cooling costs.
- F:** Soft touch interior ceiling.
- B:** Sound proofing; easy to clean; extra insulation.

## Refined

- F:** Conveniently located wall switches control all lighting.
- B:** Fingertip control of all task and decorative lighting.
- F:** Overhead room lighting on dimmer switches.
- B:** Personal light control.
- F:** Designer cabinets throughout the unit.
- B:** Optimal storage and convenience.

## Reliability

- **New Level-Up™** leveling system.
- **New** industrial hydraulic jacks.
- High pressure hydraulic lines with metal fittings.
- **New** individual push button slide room controls.
- **New** industrial stabilizer jacks located and wind tested to provide maximum stability.
- Heavy gauge UL copper wiring.
- **New** residential water manifold.
- Convenient lights at all exterior service locations.
- **New** safe and reliable LED lights.
- Mid unit turn indicator.
- Gel coat fiberglass walls and exterior doors.
- 36 month limited warranty.
- 1/2" plywood roof decking.
- Extra sound proofing in floor, walls and roof.
- Engineered back up lights.
- Tip out tinted safety windows.
- Over sized entry step.
- **New** automotive disc brakes.
- Pull out battery and LPG bottle trays.
- Over size basement storage doors with gas lift cylinders.
- Furnace return air replaceable filter.
- **New** automotive painted exterior graphics.
- Tough skin special coated rock guard.

NOTE: Some features shown are exclusive to specific makes and models. Please review the complete Standards and Options list for availability.



The heating and A/C system, featuring automatic dual zones for comfort, received the "standard of excellence" award for best design and performance. The attractive soft touch ceiling combines durability, sound proofing and an added measure of insulation.



Frameless windows.



KeyTouch Security entry.



Automotive L.E.D. stop, turn, tail and clearance lights for reliability, greater visibility and safety.



Contemporary design fiberglass rear cap and detachable ladder.



Abundant basement storage for extended living.

**Coach-Net®** is provided with purchase of each Suite  
EMERGENCY ROADSIDE ASSISTANCE




Advanced MOR/ryde Pin Box System with rubber shear spring works to absorb towing shock for more comfortable, stress-free travel. This system smooths in-cab ride by greatly reducing back-and-forth chucking and jerking.



3 1/4"

3 1/4" thick sidewalls with two moisture barriers and R-16 insulation results in increased efficiency of heating/cooling, and better sound insulation qualities.



5/8" T/G exterior plywood is glued and screwed to the aluminum floor framing, then bolted to the steel frame.



Aluminum sidewall is bolted to the floor.



High strength aluminum trussed roof rafters accommodate extra thick R-25 roof insulation system.



Our frames are engineered to accommodate the largest capacity water holding tanks in the industry. (See specifications for capacities)

Our powerful hydraulic system is integrated into the frame providing for smooth, reliable operation of power expansions and leveling jacks.



Conveniently located multi-function hook-up center.



15" frame depth provides incredible strength as well as space for R-29 floor insulation.




Automotive type 12V A/C wire along with heavy wiring provides all the power to live comfortably in your Suite. A centralized command center allows ease of operation.



Heavy duty industrial front and rear hydraulic jacks are installed at a 5° angle to provide for maximum stability.

Automatic **Level-Up™** option featured on page 26.



Water distribution manifold system for even water flow throughout the Suite. Conveniently select individual lines for easy maintenance.




Screened storm door with removable upper and lower acrylic panels.



Easy-twist nylon fastener.


Heavy duty industrial hydraulic pump powers the leveling jacks and sliderooms with independent controls.



DRV installs an optional TrailAir® Tri-Glide air pin box. Trailair utilizes noise, vibration and harshness testing to engineer a smoother ride and better handling.



MOR/ryde "IS" Independent Suspension System delivers smoother towing, eliminates bouncing, broken leaf springs and more.



Shown with optional Trailair® Center Point Suspension with Straight Line Tow and Haul System. Kodiak® Disc Brakes standard on all suites.

# DRV STANDARDS


King bed 72" x 80" with Sleep Number® bed by Select Comfort® (Elite Suite)  
 King bed 72" x 80" with innerspring mattress (Mobile Suite)  
 Queen Bed Suite (Std. 32TK3, 32RS3 and 43' Denver)  
 Custom wood counter on bedroom vanity  
 Built in front wardrobe safe with keyless entry (Elite Suite)  
 Custom walk in front closet w/prefinished built in shoe rack  
 Cedar front closets  
 Hardwood suite oak custom cabinets (Mobile Suite)  
 Custom hand rubbed residential hardwood maple or cherry trim package (Elite Suite)  
 Custom hardwood fascia trim  
 Fantastic fan create-a-breeze in bathroom  
 Heat and A/C duct to toilet room  
 Washer/dryer prep  
 One piece radius fiberglass shower with molded in seat  
 Custom radius shower door  
 Skylight in shower  
 Corian® lavatory top with residential faucet (Mobile Suite)  
 Custom granite lavatory top with residential faucet (Elite Suite)  
 Removable step carpet pads (Mobile Suite)  
 Granite non skid steps (Elite Suite)  
 Corian® kitchen countertops (Mobile Suite)  
 One piece solid surface kitchen backsplash  
 Custom granite kitchen and bath countertops (Elite Suite)  
 Recessed Corian® range cover (Mobile Suite)  
 Recessed power granite range cover (Elite Suite)  
 Residential kitchen faucet  
 Stainless steel deep bowl sink  
 Full extension roller bearing drawer guides  
 Buffet cabinet with pull out table and two under seat storage dinette chairs  
 Residential 16" x 16" custom floor tile

Lighted pantries and kitchen/bathroom toe kicks  
 LED interior lighting package (Mobile Suite)  
 Custom wood accent with indirect lighting for pendent lighting  
 Personalized hardwood decorative wall clock (Elite Suite)  
 Decorative wall clock (Mobile Suite)  
 Large recessed halogen lights with dimmer  
 Utility closet  
 Interior ceiling fan  
 Residential fabric rocker reclining chair(s)  
 Large sofa with air bed (38RESB3)  
 Full length residential hide-a-bed sofa (Elite Suite)  
 Residential hide-a-bed sofa and side tables (Mobile Suite)  
 Day/night shades  
 Custom high durability residential carpet w/rebond pad  
 Deluxe valances with jabots (Elite Suite)  
 Custom cloth valances with wood inserts (Mobile Suite)  
 Dometic residential style stainless steel refrigerator (Mobile Suite)  
 Dometic residential style black stainless steel refrigerator (Elite Suite)  
 Three burner cook top with over the range  
 GE convection/microwave oven  
 Brushed nickel lights and cabinet hardware (Mobile Suite)  
 Oil rubbed light fixtures and cabinet hardware (Elite Suite)  
 Suburban 12 gal. gas/elec. DSI water heater  
 Residential heating system w/6" heat ducting  
 Suburban 40,000 BTU furnace  
 Dometic 15,000 BTU low profile A/C  
 Triple 15,000 BTU low profile A/C's on all 43' models  
 Wired and ducted for second A/C  
 50 amp service with detachable cord  
 Speaker jacks, 110v and 12v outlet and TV hookup in basement storage  
 80 amp 12 VDC converter  
 12 VDC battery on pull out tray

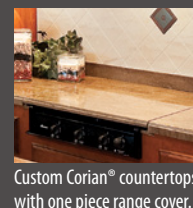
120 VAC duplex receptacle at hook-up center  
 Multiple location switching for lighting in main storage compartment  
 Cable TV  
 Cat 5 wiring to entertainment center  
 Power TV antenna  
 Power lift for TV (most models)  
 Swing away TV (some 43' models)  
 Ground satellite ready  
 HD satellite prep to roof  
 Solar prep to roof  
 No-fuss flush on black water tank  
 100 gal. fresh water, 75 gal. gray water, 50 gal. black water  
 Water pump switch at outside hook-up center  
 Big step at entry door  
 Slide out propane tray with 40 lb. tanks  
 Rear stabilizer jacks  
 Hydraulic rear stabilizer jacks (Elite Suite)  
 Pinless, industrial hydraulic front landing jacks at 5 degree outboard angle  
 Slide outs with select push button controls  
 15" triple stacked box channel frame  
 17" quad stacked box channel frame (41' and 43')  
 101" wide body coach  
 5/8" T/G exterior plywood floors  
 3" aluminum insulated floor  
 Twin 8,000 lb. axles with shocks and oil bath hubs  
 Triple 8,000 lb. axles with shocks and oil bath hubs (43' and Full House)  
 TrailAir® EquaFlex® rubber equalizer suspension  
 Kodiak® disc brakes  
 Heavy duty greaseable suspension  
 Michelin® 17.5" J-rated re-groovable tires  
 8 bolt aluminum wheels w/ 5/8" stud bolts



Your bounty of pantry space will always be well organized with the upper track-glide shelf unit. Shown in Suite Oak.



Extended-stay means greater capacity and you'll have it in this residential-style four door refrigerator/freezer featuring easy care stainless steel front.



Custom Corian® countertops with one piece range cover.



Hi-Lo coffee table, the perfect height for your laptop. Storage space too.



All metal residential style "full extension" drawer guide system – screwed securely, not stapled.

# DRV OPTIONS

3 1/4" sidewalls  
 1/4" Fome-cor vapor barrier wrapped sidewalls  
 R-16 sidewall, R-25 roof, R-29 floor  
 Subzero thermo-pack high density insulation  
 Gelcoat fiberglass exterior  
 Gelcoat fiberglass exterior door  
 78" entry door  
 Removable storm door panels  
 Keyless entry door (Elite Suite)  
 Slam door compartment latches  
 Extra thick compartment doors with gas struts  
 Easy access light switches for basement  
 Custom painted exterior graphics (Mobile Suite)  
 Full body paint with window silks (Elite Suite)  
 Soft-touch vinyl ceiling  
 1/2" plywood roof decking  
 One piece rubber roof (Mobile Suite)  
 One piece gelcoat fiberglass wrapped roof (Elite Suite)  
 Four exterior security lights  
 LED docking lights  
 Back-up lights with 50 watt halogen lights  
 Commercial L.E.D. exterior clearance lights  
 Amber L.E.D. turn signal  
 Mid-ship turn signal  
 Water filtration system  
 Water manifold system  
 Single lever water heater bypass  
 Single lever water pump bypass  
 Lend-a-hand grab handle  
 Frameless tinted safety glass windows  
 Washable storage compartment liner  
 Power A&E awning with aluminum weather shield  
 Coach-Net® Emergency Road Side Assistance

## DÉCOR

Café Au Lait  
 Imperial Ebony  
 Jamocha Brown  
 Regal Moss

## CARPET

Honeycomb (Beige) (Mobile Suite)  
 Mountain Ridge (Brown) (Mobile Suite)

## WOOD DECOR

Suite Oak (Elite Suite)  
 Chestnut Maple (Mobile Suite)  
 New England Cherry (Mobile Suite)

## INTERIOR

Coffee table Hi-Lo  
 Bonded leather recliners  
 Bonded leather sofa  
 Built-in fireplace  
 MCD manual roller shades

## ENTERTAINMENT

32" Sony® LCD HDTV Home Theatre with power lift  
 40" Sony® LCD HDTV Home Theatre with power lift  
 26" Samsung LCD HDTV bedroom  
 Winegard® Trav'ler HD auto satellite for Direct TV® with HD receivers for living room and bedroom installed  
 Outdoor 26" Samsung LCD HDTV (N/A without buffet)

## KITCHEN

13 Cu. Ft. four door refrigerator w/water in door and ice maker in freezer  
 GE Advantium microwave  
 3 burner range/oven IPO 3 burner cooktop  
 Variable speed 4.5 GPM water pump/filter

## BATHROOM

Tub/shower combo (N/A 36TKSB4 and 38REPS3)

## BEDROOM

Sleep Number® bed by Select Comfort® (Std. Elite Suite)  
 Queen bed suite (Std. 32' M.S. and 43' Denver)  
 Linen package queen bed  
 Linen package king bed  
 Chestnut Maple folding chair  
 Suite Oak folding chair  
 New England Cherry folding chair  
 Vanity slide out 36' - 43' (Std. 36TKSB4, Denver and Dallas)  
 Built in front wardrobe safe with keyless entry (Std. Elite Suite)

## SYSTEMS / VENTS / FANS

13.5 BTU ducted Lo/Pro A/C (2nd)  
 15.0 BTU ducted Lo/Pro A/C (2nd)  
 Heat pump for 15.0 A/C  
 Fantastic fan with switch: kitchen / bedroom / garage

Fantastic fan w/ rain sensor and remote control: kitchen / bedroom / garage  
 Washer/dryer, Splendide front load 2 piece  
 Washer/dryer, Splendide XC 2100 Combo  
 Central vacuum  
 Generator prep - auto change over  
 Onan® 5500 Marquis Gold generator w/prep  
 Dual 6V DC heavy duty battery system  
 Magnum 2800 watt inverter w/ four 6 volt batteries and 2nd compartment  
 Power management system  
 Surge protector with voltage protection and remote display  
 Heat pads on all tanks with elbow heater on drain pipe  
 Canadian all weather package (Twin 30,000 BTU furnaces, heat pads on all holding tanks with elbow heaters on drain pipe)

## CONSTRUCTION / RUNNING GEAR

17.5" J-rated Michelin® spare tire and carrier  
 Hydraulic rear stabilizer jacks (Std. Elite Suite)  
 "Level Up" side to side hydraulic leveling system  
 One touch auto leveling with wireless remote  
 Monroe® gas magnum shocks  
 Trailair® center point suspension with Tri-glide air pin box  
 Trailair® center point suspension with air pin box (43' models)  
 MOR/ryde "IS" Independent Suspension system  
 Carlisle HBA brake cam for integrated brake controls  
 2" receiver hitch with 4 way flat plug (N/A Full House)  
 Wireless tire pressure and heat sensor monitoring system  
 4 step entry IPO 3 step  
 Electric power cord reel (Most models)  
 Multi-Plex lighting system  
 Keyless entry door (Std. Elite Suite)

## EXTERIOR / AWNINGS


Awning - power w/ aluminum weathershield and wind sensor  
 Slide toppers - Triple slide (N/A over vanity slide)  
 Slide toppers - Quad slide (N/A over vanity slide)  
 Dinette patio awning (manual) (N/A Full House)  
 Dinette patio awning (power w/wind sensor) (N/A Full House)  
 Dinette patio awning (power only) (N/A Full House)  
 Slide out storage tray  
 Audible wireless backup camera system  
 Roof rack and detachable ladder (N/A Full House)  
 Ladder only - no roof rack (N/A Full House)  
 Frameless thermopane windows  
 Full body paint (Mobile Suite)  
 RVIA - rving seal  
 State seal  
 CSA package



Hide-a-way power lift TV.




Dinette chairs with under-seat storage.



Front load washer/dryer for at home convenience.



Large mirrored medicine cabinet.



Cedar lined closet with prefinished built in shoe rack.



Multi-Plex lighting system touch control.

SOITC was formed in May of 2006 for the purpose of promoting friendship and exchange of ideas and experiences among its membership. Members of SOITC share the same passion for RV travel and its lifestyle and enjoy the fellowship of families of all ages and professions.

The SOITC is a non-profit, self-sponsored and self-supporting organization that is open to any owner of a Select, Mobile or Elite Suites recreational vehicle made by DRV.

For more information please visit our website: [www.suitesowners.com](http://www.suitesowners.com)



0160 W 750 N • PO Box 235  
Howe, IN 46746

Factory tours by appointment,  
please call for specifics  
260-562-1075

[www.drvsuites.com](http://www.drvsuites.com)

facebook

twitter

This brochure is based upon the latest product information available at the time of printing. DRV reserves the right to make changes at any time to prices, colors, materials, equipment, specifications and models, and to discontinue models without notice or obligation. Color representations are as close as photographic/print reproduction will allow. All specifications are approximate and dimensions nominal. Text and/or photos may represent equipment or décor items which may not be included as a standard item in your model of choice.