

LIVE•LAUGH•CAMP!

SALEM

Villa SERIES



LIVE.LAUGH.
CAMP!

SALEM
Villa SERIES

SALEM
VILLA
Classic



402QBQ- Mocha decor (optional TV)



402QBQ- Optional exterior kitchen



402QBQ- Bunk room



402QBQ- Bedroom



Salem Villa Classic

HOME AWAY FROM HOME—An inviting camper for your family's long term stays. The 402QBQ (pictured above) is designed with a private bunk room, 84" interior heights with 6'2" slide outs, and a deluxe outside kitchen (optional).

FAMILY ROOM—An inviting camper for your family's long term stays. The 402QBQ (pictured above) is designed with a private bunk room, an 84" interior height with 6'2" slide outs, and a deluxe outside kitchen (optional).

400FLT

COMFORTABLE AND FUNCTIONAL—Salem Villa Series welcomes you with an inviting fireplace setting (some models), residential stain resistant carpet, and upgraded furniture!

ALWAYS REFRESHING—The spacious bathrooms with a glass shower door (most models) and skylight over the tub (optional) allow for the relaxing shower you desire after a day of adventure!



400FLT- Bathroom



400FLT- Mink decor (optional TV)

SALEM

VILLA

Estate



394FKDS- La-Z-Boy Chocolate decor



Salem Villa Estate

ENJOY THE VIEW— Enjoy the scenery at your favorite destination with our deluxe window package (Villa Estate and Grand Villa). The large windows provided throughout are tinted for added privacy!

ENTERTAINING LIVING SPACE— With a spacious kitchen and living area, the 394FKDS (pictured above) provides your family with an inviting setting!

394FKDS

THE GREAT ESCAPE— Get the night's sleep you dream of on our Serta Dreamscape mattress with comfort flex bed frame!

STAY A WHILE— Pack for extended stays with the abundant wardrobe and drawer space provided in the Villa Series bedrooms!



394FKDS- Bedroom

Grand Villa



408REDS- La-Z-Boy Suede decor (optional TV)



Salem Grand Villa

RELAXING—The 408REDS (shown above) displays our La-Z-Boy Suede sofa with optional La-Z-Boy recliners. The La-Z-Boy furniture options provided in our Salem Villa Series brings residential and quality furniture right to your camper!

UPGRADES—The Salem Grand Villa upgrades your camper with 8' interior heights, cathedral slide outs with skylights in main slide room, and three ceiling fans throughout the coach.

408REDS

YEARS OF MEMORIES is the expectation in the Salem Villa Series. Salem values the meaning of **FAMILY ROOM**, which is why we offer **FUNCTIONAL FLOORPLANS** to meet your needs. The well thought designs of our Villa Series floorplans allows for you and **YOUR FAMILY** to **STAY A WHILE!** We build our campers with **THE THINGS THAT MATTER** to make your stay **MORE ENJOYABLE!**



408REDS- Kitchen



408REDS- Bedroom



402QBQ- Mocha decor

Villa Interior Features

- A. Overhead Cabinet 14" Deep for Large Plates
- B. Patio Door with Screen
- C. 84" Interior Height (96" Grand Villa)
- D. (4) Cube Speaker Sound System
- E. High Definition Self Edge Countertops
- F. Residential Refrigerator w/ Ice Maker
- G. Decorative Overhead Dining Light
- H. Solid Woodframe Mortise and Tenon Doors
- I. High Rise Faucet and 60/40 Sink
- J. U-Dinette (Bunk Models)
- K. Residential Size Microwave (not shown)
- L. 3-Burner Range with Oven and Vent Hood
- M. Pleated Night Shades
- N. Beauflor® Linoleum (7 Year Limited Wear and Cold Crack Warranty)
- O. Residential Style Carpet
- P. 26" LCD TV (Optional)
- Q. Full Extension Ball Bearing Drawer Guides

CONSTRUCTION STANDARDS



Rest assured your coach is built with pride and integrity by our team of qualified craftsmen.




- A. Radius Triple Entry Steps
- B. 102 in. Exterior Width for Increased Living Space (96" Villa Classic)
- C. Tinted Windows
- D. Hitch Light
- E. Standard Patio Door
- F. 15" Radial Tires (16" with Optional Fiberglass Exterior)

- G. 12" I-Beam Powder-Coated Frame with Cambered Chassis
- H. 5/8" Tongue & Groove Plywood Flooring
- I. Residential Carpet w/ Padding
- J. Fender Skirt
- K. 2" Wall Studs 16" on Center
- L. 2" X 3" Floor Joists 12" on Center
- M. 15K BTU Ducted High Output A/C (13.5K on Classic)

- N. One Piece, Seamless Roof (12 yr. Warranty)
- O. 3/8" Roof Decking (Full Walk-On Roof)
- P. R-7 Fiberglass insulation Throughout
- Q. Dual LP Bottle cover w Easy Access
- R. 5" Truss Roof Rafters (16" On Center)
- S. Flood Light (Villa Estate, Grand Villa Only)
- T. .024 Aluminum Siding (Fiberglass Opt.)
- U. 84" Interior Height Villa Classic/Estate, 96" in Grand Villa

VILLA CLASSIC, VILLA ESTATE and GRAND VILLA FEATURES



A. Beauflor™ Linoleum Flooring

B. Full Extension Ball Bearing Drawer Guides

C. Weather Proof Exterior Speakers

D. Cloth Night Shades

E. Satellite/Cable Hook-up

F. Patio Door with Amber Safety Light

G. 5/8" Tongue in Groove Floor Decking

H. Self Edged Countertops

I. Single Lever Pull-Out Sprayer Faucet

J. Triple Radius Entry Steps

K. Residential 18 Cu. Ft. Refrigerator with Ice Maker

L. Foot Flush Toilet

VILLA ESTATE and GRAND VILLA FEATURES



M.



N.



O.



P.



Q.



R.



S.



T.



U.



V.



W.



X.

M. Whole Unit Water Filtration System

N. Serta® Dreamscape Mattress

O. Free Standing Dinette

P. Fantastic™ Fan

Q. Comfort Flex Bed Frame

R. Black Framed Tinted Windows with Safety Glass

S. Free Standing Range with 20" X 20" Oven Door

T. 20 Gallon Electric Water Heater

U. Frost Resistant Water Spigot

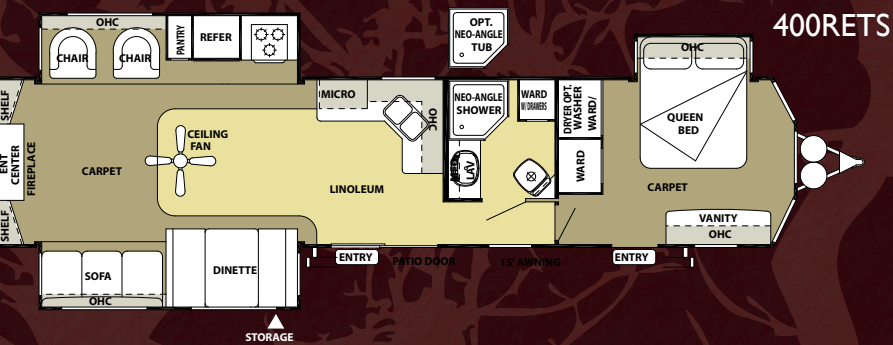
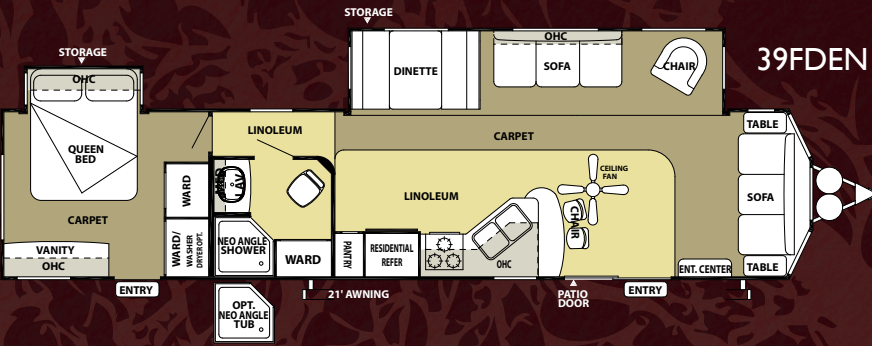
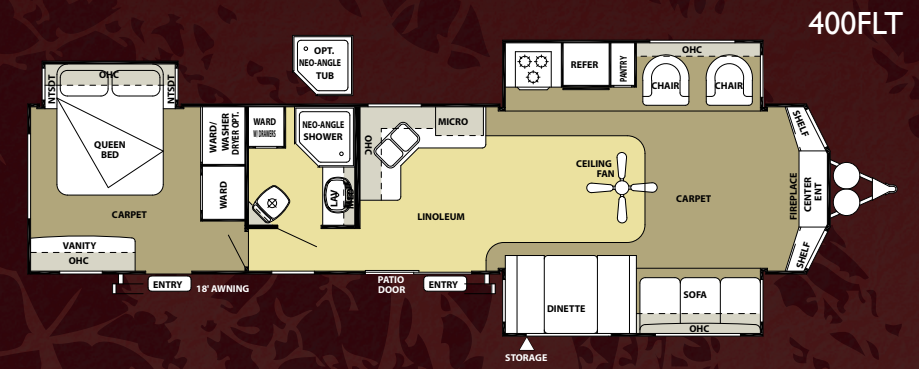
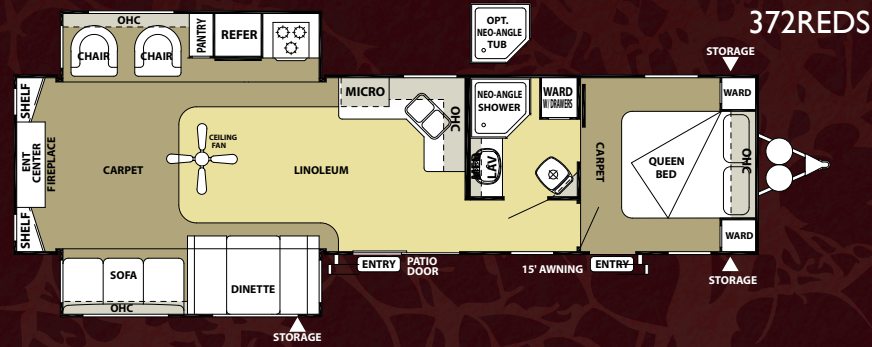
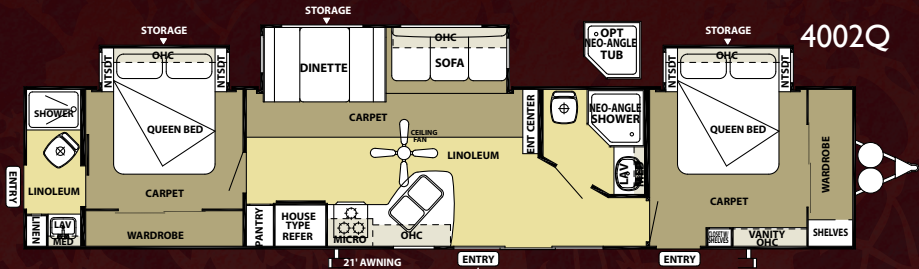
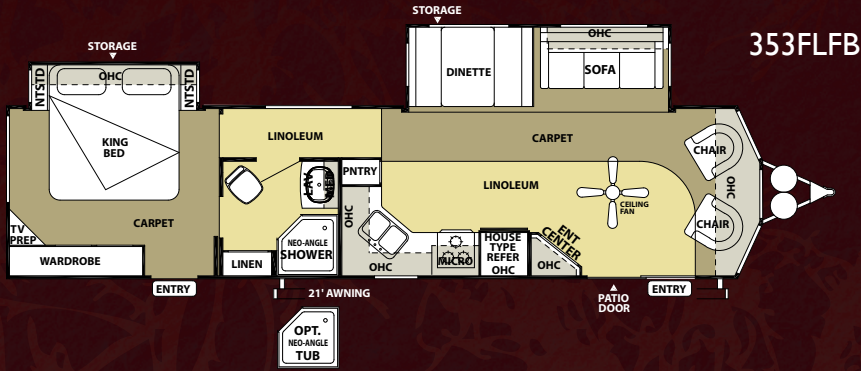
GRAND VILLA UPGRADES

V. 3 Standard Ceiling Fans

W. Cathedral Style Slide Outs

X. Electric Fireplace

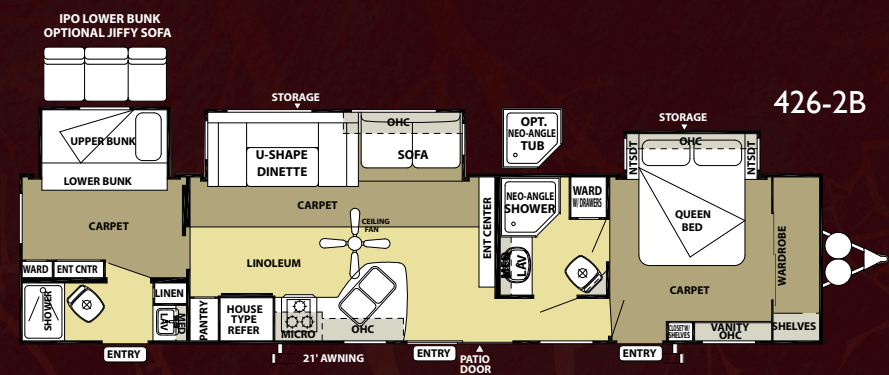
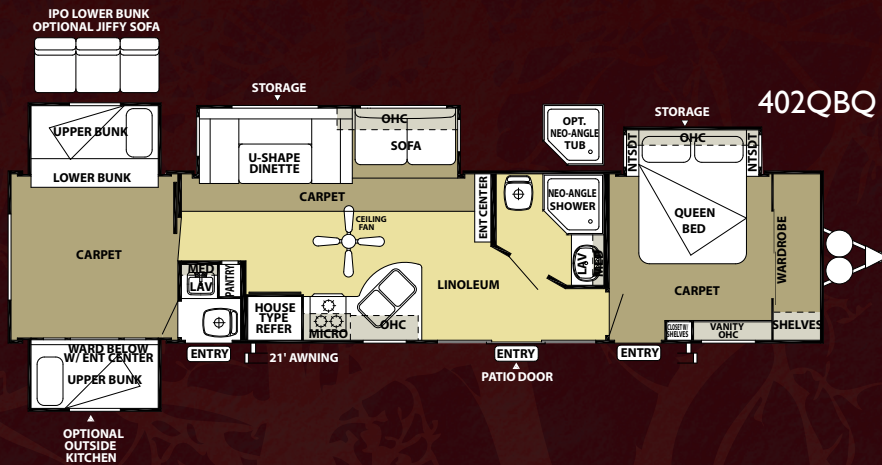
VILLA CLASSIC FLOORPLANS



SPECIFICATIONS

MODEL	353FLFB	372REDS	39FDEN	400RETS	4002Q	400FLT	402QBQ	426-2B
Hitch Weight (lb)	1290	1005	1362	1375	1260	1705	1075	1365
Axle Weight	7330	8035	8363	8685	8980	8185	9510	8810
Dry Ship Weight	8620	9040	9725	10060	10,240	9890	10585	10175
CCC (Cargo Capacity)	2770	2066	1737	1415	1121	1916	2431	1290
Ext. Length	38'6"	38' 7"	40'10"	40' 9"	43' 5"	40' 9"	40' 8"	40' 5"
Ext. Height	12' 3"	12' 3"	12' 3"	12' 3"	12' 3"	12' 3"	12' 3"	12' 3"
Int Height (inches)	84"	84"	84"	84"	84"	84"	84"	84"
Fresh Water Cap (gal)*	39	39	39	42	39	39	39	39
Black Water Cap (gal)	30	30	30	43	75	43	70	71
Grey Water Cap (gal)	40	40	40	43	75	43	80	71
Tire Size (in)	15"	15"	15"	15"	15"	15"	16"	15"
Manual Awning Size (ft)	21'	15'	21'	21'	21'	18'	21'	21'

*Includes hot water heater



VILLA CLASSIC STANDARDS AND OPTIONS

COMFORT AND CONVENIENCE

- 84" interior height
- Black framed tinted safety glass windows
- Powered self supporting slide rooms
- Pleated night shades
- Triple sealed slide outs
- Water heater by-pass
- 16-gallon per hour quick recovery G/E DSI water heater
- Ducted Dometic® 13,500 BTU central air conditioner w/ quick cool feature
- In-floor ducted heat with 35K BTU furnace
- Stain resistant carpet with padding
- Flush-floor slide rooms
- Systems monitor panel
- 6' 2" tall slide rooms
- Ultra lube axles
- Solid wood drawer fronts with ball bearing drawer glides
- 2 outside speakers
- Ceramic tile pattern Beauflor™ linoleum w/ 7 yr. limited warranty.

KITCHEN

- Extra large overhead cabinets
- Raised panel overhead cabinet doors
- 18.5 cu. ft. residential refrigerator with ice maker
- 12-volt power range hood with light
- Microwave with carousel
- Acrylic 60/40 residential style kitchen sink

- Built in knife holder behind stove
- 3 burner Piezo ignition range oven
- Pull out sprayer faucet at kitchen sink
- Kitchen waste basket
- Pantry with shelves (most models)

LIVING ROOM

- Swivel rocker chair (per floorplan)
- Jensen™ DVD/CD/AM/FM stereo w/ mp3 hook-up
- Cathedral ceiling with ceiling fan
- Surround sound with TV hook-up
- Digital TV antenna w/ booster
- Cable and satellite ready
- Extra large picture window at dinette
- Extra large dinette for more comfortable dining and sleeping
- Decorative lights in slide-out

BEDROOM

- Serta Bradley Mattress
- Fitted bedspreads and headboard
- Lift-up beds with gas struts
- Cable TV hook-up
- Solid privacy doors

BATHROOM

- Built-in wood medicine cabinet and mirror
- Ceiling light with convenient wall switch
- Foot flush toilet(s)
- ABS tub or shower with one-piece surround

EXTERIOR

- Two (2) Exterior speakers
- Smooth fiberglass radius baggage doors with thumb pulls and holdbacks
- Cold crack and mildew resistant vinyl patio awning
- Diamond plate rock guard
- Patio door with screen
- Steel framed 30" smooth fiberglass radius entry door
- 15" radial tires
- Swing arm entry assist handle
- 2-30 lb. LP tanks with automatic change over
- EZ access LP tank cover
- City water fill

CONSTRUCTION

- 10" Extruded I-beam frame
- Cambered chassis
- Fresh water tank
- 2" x 3" floor joists 12" on center
- 5/8" 5-ply tongue and groove plywood floor decking
- 2" wall studs maximum 16" on center
- 5" bowed truss roof rafters
- 3/8" walk-on roof decking
- Seamless, one-piece roof w/ 12 year warranty
- R-7 insulation

SECURITY AND SAFETY

- Smoke detector
- Fire extinguisher
- Carbon monoxide detector
- LP gas leak detector
- Amber porch light with interior switch
- Screen door with safety latch
- GFI receptacles and covered patio outlet
- Welded heavy duty safety chains
- Hitch light
- Lockable fiberglass radius baggage doors
- ANSI 119.5
- Certified to meet all National Highway Traffic Safety Administration Specifications

POPULAR OPTIONS

- Gel coat fiberglass exterior
- 10-gallon gas/electric DSI water heater
- Skylight over tub
- Air hide-a-bed sofa
- Outside kitchen (402QBQ only)
- Free standing dinette with 4 chairs
- Outside shower

VILLA ESTATE AND GRAND VILLA STANDARDS AND OPTIONS

COMFORT AND CONVENIENCE

- 102" exterior width for increased living space
- 84" interior height Villa Estate, 96" Grand Villa
- Ceramic tile pattern Beauflor™ linoleum with 7 yr. limited warranty
- Frost proof garden hose spigot (off door side)
- Black framed tinted glass windows
- WaterPur™ whole house water filtration system
- Water heater by-pass
- Wired and braced for second A/C
- Pleated night shades
- 20-gallon electric water heater
- Ducted Dometic® 15,000 BTU central air conditioner w/ quick cool feature
- In-floor ducted heat w/ 40K BTU furnace
- Shaw stain resistant carpet w/ padding
- Flush-floor hydraulic slide rooms w/ manual override
- Systems monitor panel
- 50 amp electrical service and 65 amp 12 volt converter
- Solid hardwood drawer fronts

KITCHEN

- Free standing dinette with 4 chairs
- Deluxe window package at dinette
- Extra large raised panel overhead cabinets
- Full extension ball bearing drawer guides
- 20" freestanding 4 burner gas range w/ oven (black)
- 18.5 cu. ft. residential electric refrigerator w/ icemaker (black)
- Microwave with carousel and range hood (black)
- Hidden storage beneath dinette seat cushions
- Undermount stonecast 60/40 residential style sink
- Pull out sprayer faucet
- Pantry with shelves
- Self edge countertops throughout

LIVING ROOM

- Swivel rocker chair(s) (per floorplan)
- Surround sound TV hook-up
- Jensen™ DVD/CD/AM/FM stereo w/ mp3 hook-up
- 4 cube speakers and sub woofer
- Digital TV antenna w/ booster
- Cable and satellite door side hookup
- Glass sliding patio door w/ vertical blinds and screen door
- Ceiling fan with wall switch

BEDROOM

- Serta® "Dreamscape" mattress
- Bedspread and headboard
- Bedroom roof vent
- Ceiling fan with wall switch
- Comfort Flex (box spring) bed frame
- Under bed storage
- Cable TV hook-up
- Shaw Stain resistant carpet w/ padding
- Solid privacy doors

BATHROOM

- Neo-Angle shower with glass door
- Built-in wood medicine cabinet and mirror
- Ceiling light w/ convenient wall switch
- Full extension ball bearing drawer guides
- Foot flush toilet(s)
- ABS shower w/ one-piece surround
- 12" 10-blade Fantastic Bath Fan™
- Toothbrush holder and towel ring

EXTERIOR

- Smooth fiberglass radius baggage doors
- Cold crack and mildew resistant vinyl awning
- 15" radial tires (per floorplan)
- 30 lb. double LP tanks w/ automatic change over
- EZ access LP tank cover
- City water fill w/ brass valve
- Swing out entry assist handle
- Two (2) Exterior speakers

CONSTRUCTION

- 12" forged I-beam frame
- Cambered chassis
- Seamless holding tanks
- Color coded water lines
- 2" x 3" floor joists 12" on center
- 5/8" 5-ply tongue and groove plywood floor decking
- 2" wall studs maximum 16" on center
- 5" bowed truss roof rafters
- 3/8" walk-on roof decking
- One-piece, seamless roof w/ 12 year warranty
- Triple sealed slide outs
- R-7 insulation throughout (floors, walls, ceilings, and slide-outs)

SECURITY AND SAFETY

- Smoke detector
- Fire extinguisher
- Carbon monoxide detector
- LP gas leak detector
- Door latch w/ integral dead bolt lock
- Lighted main entry step w/ interior switch
- Amber porch light w/ interior switch
- Main entry doorside flood light
- GFI receptacles and covered patio outlet
- Welded heavy duty safety chains
- Hitch light
- Lockable fiberglass radius baggage doors
- ANSI 119.5
- Certified to meet all National Highway Traffic Safety Administration Specifications

POPULAR OPTIONS

- Gelcoat fiberglass exterior
- Skylight over tub
- Garden tub with glass door (per floorplan)
- La-Z-Boy® living room furniture (a Forest River exclusive)
- Air hide-a-bed sofa
- Detachable hitch
- Outside shower
- 10-gallon gas/electric DSI water heater (IPO 20 gal electric)

GRAND VILLA UPGRADES OVER VILLA ESTATE

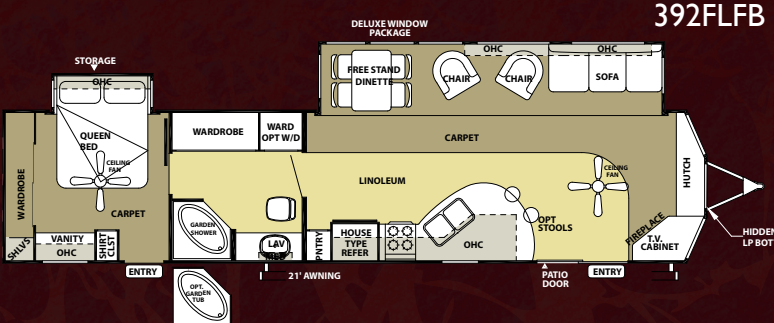
- 96" (8') interior height
- Cathedral slide (main slide room)
- Knife holder and spice rack behind oven
- Under mount bathroom sink
- Fluorescent lighting in kitchen
- 3 ceiling paddle fans w/ light kits (110v)
- 110v lighting in coach area ceiling
- Skylights in main slide above dinette w/ shades
- Window above main patio door
- Stone facade around fireplace
- Residential porch light
- Air hide-a-bed in main slide
- Lighting in kitchen soffit
- Residential master bed comforter
- Decorative pillows
- Washer/Dryer prep (standard 408FLFB, optional 408REDS)

OPTIONAL EQUIPMENT

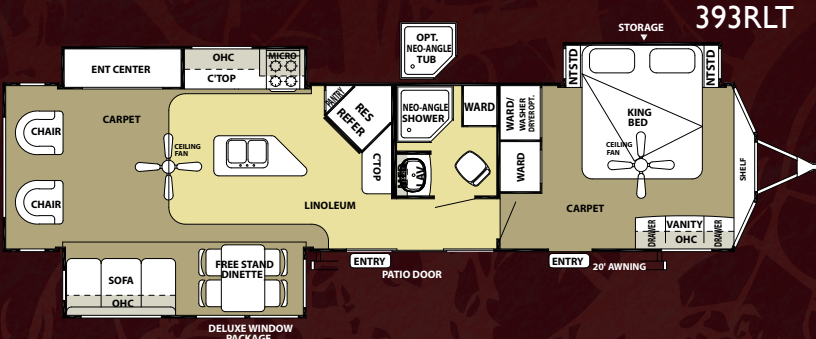
- La-Z-Boy recliners
- La-Z-Boy sofa w/hide-a-bed (Must choose Suede or Chocolate decor)
- Detachable hitch
- Gel coat exterior upgrade



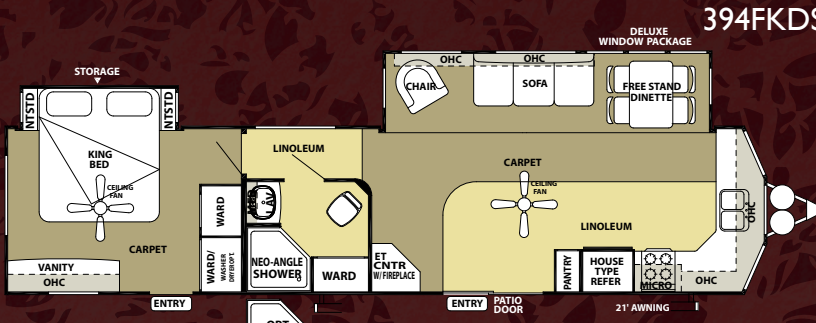
VILLA ESTATE FLOORPLANS



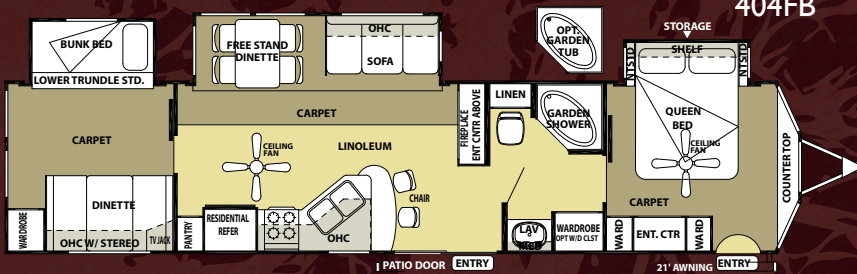
392FLFB



393RLT

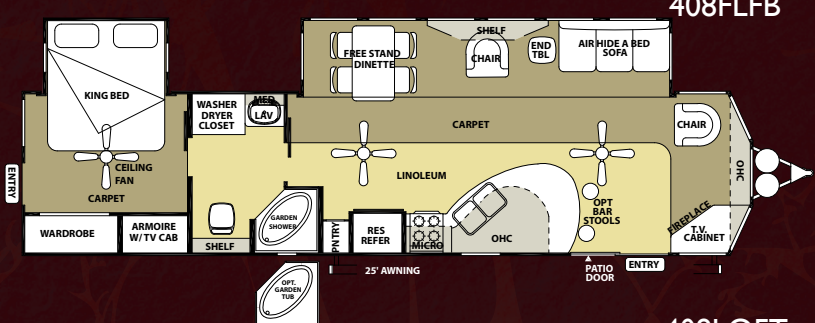


394FKDS

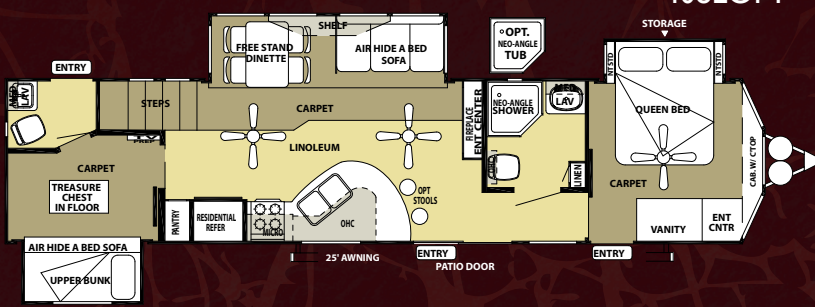


404FB

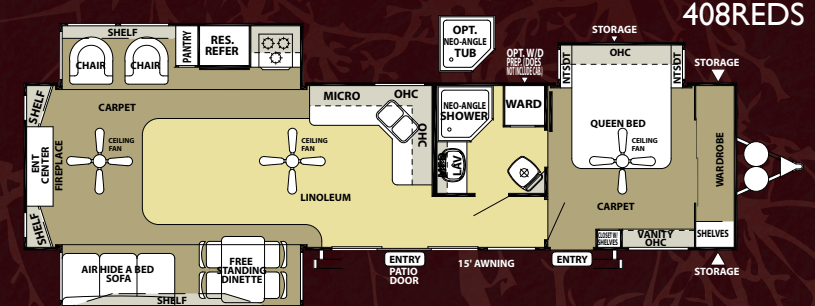
GRAND VILLA FLOORPLANS



408FLFB



408LOFT



408REDS

SPECIFICATIONS


MODEL	392FLFB	393RLT	394FKDS	404FB	408FLFB	408LOFT	408REDS
Hitch Weight (lb)	1500	1492	1555	1385	1790	1515	1295
Axle Weight	8700	9168	8520	9315	9405	10685	9990
Dry Ship Weight	10200	10660	10075	10700	11195	12200	11285
CCC (Cargo Capacity)	1400	2773	1581	2626	2536	1255	1950
Ext Length	42'	40'5"	40'10"	41'11"	40'5"	41'6"	39'9"
Ext Height	10' 9"	10'9"	11'9"	10'9"	10'9"	10'9"	10'9"
Int Height (inches)	84"	84"	84"	84"	96"	96"	96"
Fresh Water Cap (gal)*	39	39	39	39	39	39	39
Black Water Cap (gal)	42	40	30	30	40	60	40
Grey Water Cap (gal)	43	80	80	80	40	80	40
Tire Size (in)	15"	16"	15"	16"	16"	16"	16"
Manual Awning Size (ft)	21'	20'	21'	21'	25'	25'	20'

*Includes hot water heater

Decor Options Chocolate



Mink



Mocha



Suede



PRE-DELIVERY INSPECTION FACILITY

20,000 square feet of quality assurance. The bare essentials for a premium product. This state-of-the-art facility gives immediate daily feedback to production for quality assurance in every unit built.



Forest River, Inc. encourages our customers to purchase their Forest River products from a local dealership whenever possible for the following reasons:

- 1) Forest River, Inc. dealers are independently owned and operated businesses so priority service and scheduling is at their discretion and is often provided to customers that purchased their unit at that dealership.
- 2) Purchasing locally allows customers to establish meaningful relationships with a dealer, enhancing the RV experience through assistance with product questions, user tips or RV regulations for your state or country, and much more!
- 3) Canadian customers must meet requirements to bring an RV purchased out of the country to their home. These requirements may involve additional inspections and certifications, taxes and fees. Your local Canadian Dealer is a professional at meeting these requirements.
- 4) Scheduling timely warranty repairs and adjustments through a local dealership provides far greater flexibility and convenience to you, the customer!

It is the goal of Forest River, Inc. that all of our RV owners fully enjoy the RV experience and that customer satisfaction meets or exceeds their expectations!

24/7 EMERGENCY ROADSIDE ASSISTANCE

For a worry-free ownership experience Forest River includes one

Coach-Net®

RV Technical & Roadside Assistance

year of Coach-Net RV Technical & Roadside Assistance with each RV purchase. Whether new to the RV lifestyle or an experienced RV enthusiast, Forest River owners have 24/7 access to technical, operational and emergency road service coverage throughout the US & Canada. Coach-Net's fast, dependable service is just a phone call away.

SALEM

Villa SERIES



Learn More
Scan this barcode using a QR Reader on your smart phone to learn more about Forest River.



A Berkshire Hathaway company.

Forest River, Inc.
55470 C.R. 1
Elkhart, IN 46515
(574) 389-4600
www.forestriverinc.com/villa
www.forestriveraccessories.com

FREE MEMBERSHIP
to Forest River Owners' Group

www.forestriverfrog.com



All specifications contained herein are based on the latest product information at time of printing. Forest River reserves the right to make changes in colors, materials, equipment and specifications at any time without notice and assumes no responsibility for any errors in this brochure. The pictures in this brochure may show props and optional equipment. PLD918

© 2013- Salem - a division of Forest River Inc.
A Berkshire Hathaway company