

SLT
TRAIL RUNNER
BY NORTH COUNTRY

NORTH COUNTRY
LAKE SIDE
SLT



Visit HEARTLAND on:





SLT
TRAIL RUNNER
BY NORTH COUNTRY

Trail Runner Model 26 RLSS



At the end of the trail... Awaits Paradise.



Enjoy your own little piece of paradise with your new Trail Runner by Heartland. Trail Runner is loaded with features that help make your RV experience a memorable one. Our large living areas are enhanced by large slide-outs creating the perfect room for entertaining family and friends. Relax while enjoying the spectacular views through oversized picture windows that virtually surround

you with light and views of the beautiful outdoors. Kick back and watch your favorite movies, sports or news on the built in entertainment center. Snuggle in with a great book on the couch or challenge a family member to a heated game of chess at the dinette table. Trail Runner offers you the extra living room you need at a price that truly lets you enjoy your vacation.



Trail Runner Model 26 RLSS



Trail Runner Model 30 USBH



OUTSTANDING KITCHEN AREAS



OUTSTANDING KITCHEN AREAS

Meal preparation is a pleasure in a TRAIL RUNNER kitchen outfitted with a three burner range with oven, microwave, large double door refrigerator, residential double sink and plenty of cabinet and pantry space for all the fixens.



STEEL BALL BEARING DRAWER GUIDES
TRAIL RUNNER leads the way with full extension, extra strong drawer guides allowing for larger drawers which extend past the cabinet face for maximum usage.



REMOVABLE SHELVING

Need room for tall gear or large items, No problem! TRAIL RUNNER offers flexible storage to fit your needs.



Trail Runner Booth Dinette 27 FQBS

Dinette Seating Configurations.

Trail Runners are equipped with either a traditional dinette booth and table that seats four or the U-shaped Mega Dinette

that comfortably seats you and five other guests. Both dinettes come with a versatile table that can be used indoors or outdoors to accommodate all your dining needs.



Trail Runner U-Shape Mega Dinette 30 USBH





SLT
TRAIL RUNNER
BY NORTH COUNTRY



Trail Runner Model 27 FQBS

ROOMY BEDROOMS. STORAGE GALORE.



ROOMY BEDROOMS and STORAGE GALORE
Large beds and room to get around them make TRAIL RUNNER bedrooms comfortable and very livable. Nightstands, wardrobes, overhead cabinets and underbed compartment provides you with plenty of storage. Our rotating TV cabinet allows you to start your movie in the living room and finish it tucked in for bed.



Trail Runner Model 26 RLSS



Trail Runner 30 USBH Bedroom



SLT
TRAIL RUNNER
BY NORTH COUNTRY





Trail Runner Model 30 USBH



FUNCTIONAL VERSATILITY

TrailRunner offers floorplans with bunk options to provide private sleeping quarters for friends and family. Bunk floorplans are also offered in different configurations to conform to your specific wants and needs.

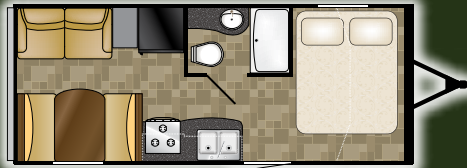


Trail Runner Model 27 FQBS



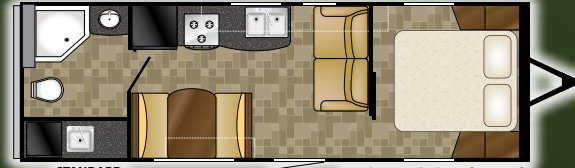
Porcelain stool with foot flush offers easy maintenance and a durable finish for years of reliable service and great looks

UNIQUE FLOORPLANS



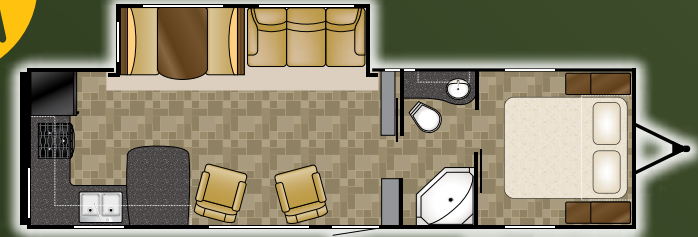
NC 190RL (TRE)

Length: 22' 10" Dry: 4,470
Height: 11' 0" Hitch: 568 Tanks: 47^F 35^G 35^B



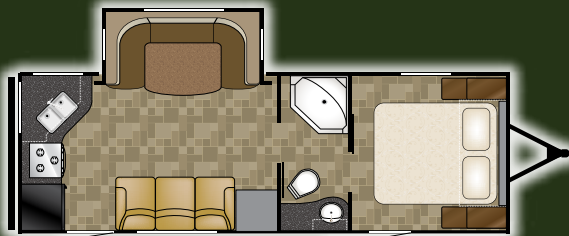
NC 250SK (TRE)

Length: 28' 5" Dry: 5,315
Height: 11' 0" Hitch: 595 Tanks: 47^F 35^G 35^B



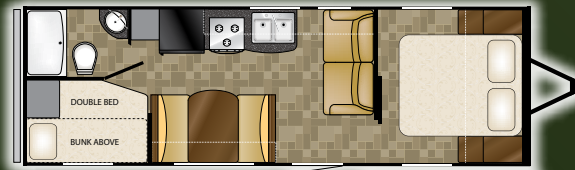
NC 29RK (TRE)

Length: 33' 11" Dry: 6,846
Height: 11' 2" Hitch: 615 Tanks: 47^F 70^G 35^B




NC 22 RK (TRE)

Length: 28' 8" Dry: 6,025
Height: 11' 2" Hitch: 715 Tanks: 47^F 70^G 35^B



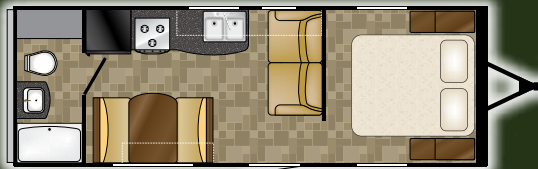
NC 25BH (TRE)

Length: 29' 1" Dry: 4,700
Height: 11' 0" Hitch: 550 Tanks: 47^F 35^G 35^B



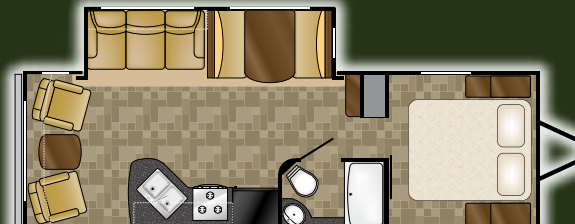
NC 30 USBH (TRE)

Length: 33' 11" Dry: 6,685
Height: 11' 2" Hitch: 875 Tanks: 47^F 35^G 35^B




NC 22RBQ (TRE)

Length: 26' 9" Dry: 4,620
Height: 11' 0" Hitch: 610 Tanks: 47^F 35^G 35^B




NC 26RLSS (TRE)

Length: 29' 6" Dry: 6,180
Height: 11' 2" Hitch: 615 Tanks: 47^F 35^G 35^B



NC 32BH (TRE)

Length: 35' 4" Dry: TBD
Height: 11' 2" Hitch: TBD Tanks: 47^F 35^G 35^B



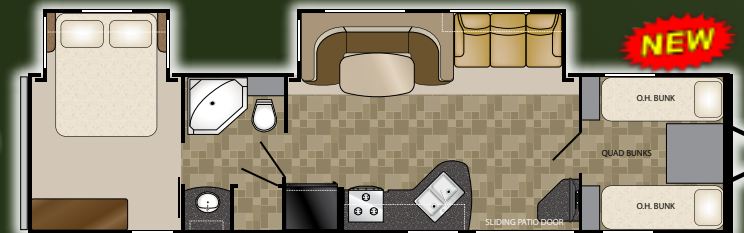
NC 23TBH (TRE)

Length: 24' 9" Dry: 4,710
Height: 11' 0" Hitch: 605 Tanks: 47^F 35^G 35^B



NC 27FQBS (TRE)

Length: 30' 7" Dry: 6,081
Height: 11' 2" Hitch: 725 Tanks: 47^F 35^G 35^B



NC 38QBBH (TRE)

Length: 38' 10" Dry: TBD
Height: 11' 4" Hitch: TBD Tanks: 47^F 35^G 35^B

NEW

NEW



Construction Features

- .024" Aluminum Exterior Skin
- R-7 Fiberglass Insulated Sidewall, Roof, Floor
- 5/8" Main Floor Decking
- Roof Rafters Wood Tapered 4-1/2" Trusses
- Unique Aerodynamic Radius Front Profile
- Wall Studs on 16" Centers
- Electric-Powered Slide Rooms (all slide-out models)
- Fully Walkable Roof
- One-Piece, Seamless Rubber Roof
- 8' Exterior Width
- 80" Interior Ceiling Height
- 2" x 3" Longitudinal Floor Joists
- Cambered Structural Steel I-Beam Frame

Exterior

- Radial Tires w/ Steel Rims
- Molded Fender Skirts
- Bumper w/Drain Hose Carrier, End Caps
- White Plastic Entry Grab Handle
- Radius-Cornered Baggage Doors
- Straight Axles w/ Electric Brakes
- E-Z Lube Axles
- Painted Lower-Bodyside Metal
- Radius Painted Lower-Bodyside Skirt Metal
- Amber Patio Light w/ Inside Switch
- Radius-Cornered Fiberglass Entrance Door w/ Screen Door
- Molded Rain Guttering w/ Drip Spouts
- Radius Retractable Entrance Step
- Black Framed Radius Tinted Safety Glass Windows
- Two Outside Speakers
- Exterior Shower

Interior

- Wrapped Slide Fascia
- OH Cabinet Over Sofa in Super-Slides
- Solid Wood Drawer Fronts
- Pocket Screwed Cabinets
- U-Shaped Mega Dinette (select models)
- Multi-Purpose Inside/Outside Dinette Table
- Light Over Sofa and Dinette
- Full Width Convertible Sofas
- CO Detector
- Cable TV Hook-Up w/ RG6 Coax Cabling
- AM/FM/CD w/4 Speakers
- Swivel rocker(s) (select models)
- Crank-Up TV Antenna w/ Signal Booster
- Window in Slideroom End
- Fabric Covered Box Valances
- Fabric Covered Valance Legs
- Mini-Blinds thru-out
- Solid Sliding Doors
- Wallpaper Border

Heat, Air, Power and Water

- Hook-Up for City Water
- Systems Monitor Panel
- 12V Demand Water Pump
- 13.5 BTU Ducted Central A/C
- 12V Electrical System w/ Deluxe 110V 45-Amp Power Converter
- 6 Gal. Gas DSI Hot Water Heater
- 30-Amp Power Cord
- 110V GFCI Protected Exterior Receptacle
- Auto-Ignition Furnace with Wall Thermostat
- Wood Grained Air Return
- In-Floor Ducted Heat
- Water System Winterization Kit
- Water Heater Bypass
- Heated and Enclosed Fresh Water Tank
- 30# LP Bottles with Cover

Kitchen

- Microwave Oven with Carousel
- High-Rise Faucet
- Acrylic Residential-Style Sink (50/50)
- 3-Burner Cook Top w/ HO Front Burner
- Range Hood w/Light and Exhaust Fan
- Ball Bearing Drawer Guides

- Large Oven
- Trash-Can Cabinet in Kitchen
- Double Door Refer
- Paneled Refer Front

Bathroom

- Shower Curtain with Curved Shower Track
- ABS Tub/Shower Surround
- Bathroom Power Vent
- Porcelain Toilet with Foot Flush
- Medicine Cabinet w/Mirror
- Vinyl Flooring
- Glass Door for Neo-Angle Showers
- Skylight in Bathroom

Bedroom

- Queen Bed with Innerspring Mattress
- Bedspread
- TV Hookups
- Shirt Wardrobe in Bedroom
- Under-Bed Storage w/ Gas Struts
- Overhead Cabinets Above Bed

Standard Safety Equipment

- Propane Alarm
- Break-Away Switch
- Dead-Bolt Lock on Entrance Door
- Dual Hitch Safety Chains
- Smoke Alarm
- Multiple Egress Windows
- Fire Extinguisher
- Carbon Monoxide Alarm

Options

- Spare Tire
- Bunk Room Dinette (30USBH)
- AM/FM CD/DVD Player
- 19" LCD TV (select models)
- 26" LCD TV (select models)
- Power Awning
- Stabilizer Jacks (4)
- Pull-out Bumper Extension / Bike Rack (N/A 25OKS)
- 15,000 BTU A/C IPO 13,500 A/C
- Painted Diamond Plate Lower Front Profile



Beach



Mink



Espresso



Topaz



Flooring Beauflor

NORTH COUNTRY

LAKESIDE

SLT



North Country Model 31 RETS

North Country Model 31 RETS

GENUINE LIVABILITY. UNMATCHED QUALITY.

North Country Lakeside raises the bar for comfort and convenience with a list of interior and exterior upgrades usually found in RVs far more expensive. Spacious living rooms feature large entertainment centers, abundant seating and interior appointments designed by professional decorators. Spectacular kitchens are outfitted with appliances and storage to feed an army and are sure to please the chef in the family. Roomy bedrooms include walk-around Queen beds to rest up. Storage above, beside and below helps you prepare for the day ahead. Wrap all this value in optional Lakeside laminated sidewalls and protect your investment for years of camping pleasure.



Walk-Around Queen Bed



North Country Model 29 ODK



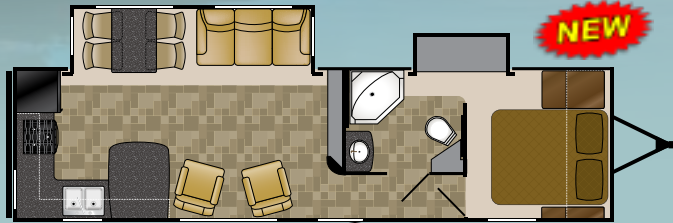
Free Standing Dinette option



North Country Model 29 ODK

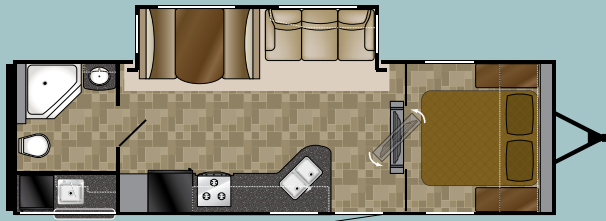
NORTHCOUNTRY LAKESIDE

SLT



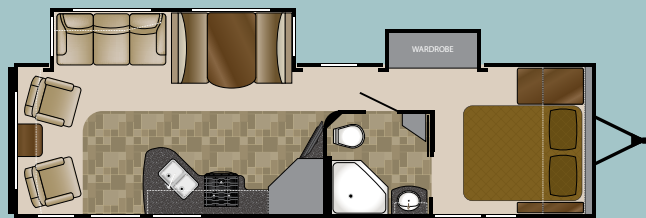
NC 29RKSS

Length: 34' 8" Dry: 7,626
Height: 11' 4" Hitch: 724 Tanks: 47^F 70^G 35^B



NC 29 ODK

Length: 30' 10" Dry: 6,750
Height: 11' 2" Hitch: 740 Tanks: 47^F 35^G 35^B



NC 29RLSS

Length: 32' 11" Dry: 7,220
Height: 11' 4" Hitch: 950 Tanks: 47^F 35^G 35^B



Beach



Mink



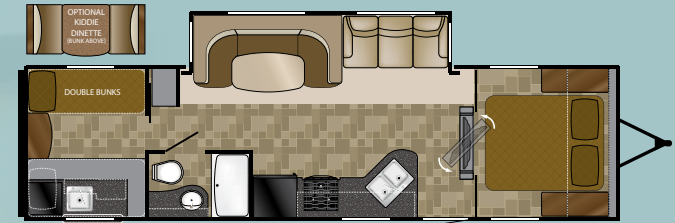
Espresso



Topaz

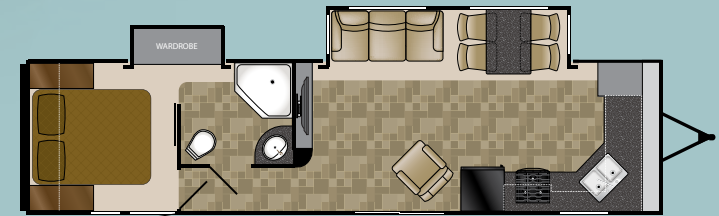


Flooring Beauflor



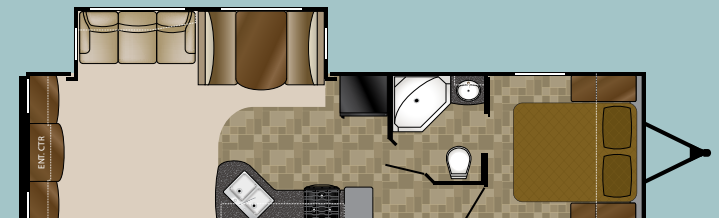
NC 30BHS

Length: 33' 10" Dry: 7,105
Height: 11' 2" Hitch: 725 Tanks: 47^F 35^G 35^B



NC 30FKSS

Length: 34' 5" Dry: 7,580
Height: 11' 4" Hitch: 1,200 Tanks: 47^F 70^G 35^B



NC 31RETS

Length: 34' 4" Dry: 7,570
Height: 11' 4" Hitch: 730 Tanks: 47^F 70^G 35^B



NC 32BHDD

Length: 35' 4" Dry: 7,920
Height: 11' 4" Hitch: 810 Tanks: 47^F 51^G 35^B

Construction Features

- .024" Aluminum Exterior Skin
- R-7 Fiberglass Insulation Sidewall, Roof, and Floor
- 5/8" Main Floor Decking
- Roof Rafters Wood Tapered 4-1/2" Trusses
- Unique Aerodynamic Radius Front Profile
- Wall Studs on 16" Centers
- Electric-Powered Slide Rooms (all slide-out models)
- Prep for Rear Ladder
- Fully Walkable Roof
- One-Piece, Seamless Rubber Roof
- 8' Exterior Width
- 80" Interior Ceiling Height
- 2" x 3" Longitudinal Floor Joists
- Cambered Structural Steel I-Beam Frame

Heat, Air, Power and Water Equipment

- Hook-Up for City Water
- Systems Monitor Panel
- 12V Demand Water Pump
- 13,500 BTU Ducted A/C
- Fast-Blast A/C Grill
- 12V Electrical System w/ Deluxe 110V 45-Amp Power Converter
- 6 Gal. Gas/Electric DSI Hot Water Heater
- 30-Amp Power Cord
- 110V GFCI Protected Exterior Receptacle
- Auto-Ignition Furnace with Wall Thermostat
- In-Floor Ducted Heat
- Water System Winterization Kit
- Water Heater Bypass

Bathroom Equipment

- Black Tank Flush
- Shower Curtain with Curved Shower Track for Tubs
- ABS Tub / Shower Surround
- Glass Door for Neo-Angle Showers
- Bathroom Power Vent
- Porcelain Stool with Foot Flush
- Large Sink in Bathroom
- Medicine Cabinet w/Mirror
- Vinyl Flooring
- Skylight

Standard Kitchen Equipment

- Microwave Oven with Carousel
- High-Rise Faucet
- Acrylic Residential-Style Sink (50/50)
- 3-Burner Cook Top w/ HO Front Burner and Piezo Igniter

- Range Hood w/Light and Exhaust Fan
- Extra Large Picture Window at Dinette
- Ball Bearing Drawer Guides
- Spice Rack, Built-In Under Kitchen Sink (select models)
- Large Oven
- Arched Raised Panel Kitchen Overhead Cabinet Doors
- Trash-Can Cabinet in Kitchen
- Double Door Refer
- Black Metallic Refer Front

Standard Bedroom Equipment

- Bedroom Roof Vent
- Full Length Shirt Wardrobe in Bedroom
- Queen Bed with Innerspring Mattress
- Bedspread
- Under-Bed Storage w/ Gas Struts
- Overhead Cabinets Above the Bed

Standard Exterior Equipment

- Heated and Enclosed Underbelly
- Painted Diamond Plate Lower Front Profile
- 15" Radial Tires
- Front Hitch Light
- 2 x 30 lb LP Bottles with Cover & Auto Changeover
- Bumper w/Drain Hose Carrier, End Caps
- Lighted Pass-Thru Exterior Storage
- Thick, Insulated, Radius-Cornered Baggage Doors
- Straight Axles w/ Electric Brakes
- E-Z Lube Axles
- Painted Lower-Bodyside Metal
- Radius Painted Lower-Bodyside Skirt Metal
- Amber Patio Light w/ Inside Switch
- Radius-Cornered Fiberglass Entrance Door w/ Screen Door
- Molded Rain Guttering w/ Drip Spouts
- Radius Retractable Entrance Step
- Black Framed Radius Tinted Safety Glass Windows
- LP Quick Connect
- Exterior Shower
- Two Outside Speakers

Standard Interior Equipment

- Sliding Pocket-Style Doors (most models)
- Pocket Screwed Cabinets
- Wrapped Slide Fascia
- OH Cabinet Over Sofa in Super-Slides
- Solid Wood Drawer Fronts
- Extra Large U-Shaped Dinettes (Certain Models)
- Multi-Purpose Inside/Outside Dinette Table
- Light Over Sofa and Dinette

- Full Width Sofa
- AM / FM / CD / DVD System
- Satellite/Cable TV Hook-Up w/ RG6 Coax Cable
- Swivel rocker(s) (select models)
- Crank-Up TV Antenna w/ Signal Booster
- Fabric Covered Box Valances with Lambrequin Legs
- Wallpaper Border
- Nightshades in Living Area

Standard Safety Equipment

- Propane Alarm
- Break-Away Switch
- Dead-Bolt Lock on Entrance Door
- Dual Hitch Safety Chains
- Smoke Alarm
- Multiple Egress Windows
- Fire Extinguisher
- Carbon Monoxide Alarm

OPTIONS:

- Lakeside Laminated Sidewalls
- Electric Awning
- Extra Large Folding Grab Handle
- Pull Out Bumper Extension / Bike Rack
- Power Stabilizer Jacks (2 pair)
- Spare Tire and Carrier
- Aluminum Rims
- Patio Door (30FKS ONLY)
- Rear Ladder (N/A 31RETS)
- Air Mattress Hide-A-Bed Sofa
- 26" Flat Screen TV
- Rear Dinette IPO Lower Bunk (30BHS)
- Free Standing Dinette (N/A 32BHDD)
- Solid Surface Countertop w/ Upgraded Faucet
- 15,000 BTU A/C IPO 13,500 A/C
- Dual Pane Windows



PRACTICAL SMART DESIGN



BUILT TO LAST.

Using time tested construction methods and top grade materials, Trail Runner and North Country is built to last. Heavy duty steel frames, full walk on roofs and everything in between insures you will enjoy years of camping and make lasting memories.



The Optional free standing dinette features storage in the chair's seat....



...and a built in table leaf to accommodate a couple more dinner guests or perhaps just a little more elbow room.



The ducted A/C distributes the cool air evenly throughout the travel trailer.



North Country comes standard with a multi-media entertainment unit with AM/FM CD/DVD player and storage. Pictured is the rotating TV, (available in select units) which allows the single TV to be viewed in the bedroom as well as the living area.



The optional solid surface countertop features a detachable sprayer, stainless steel sink and matching sink covers.



Outdoor Kitchens are available on select models and feature a mini refrigerator, sink, gas grill, counter space and storage for all your patio dining needs.





Outside Shower with hot and cold water are standard on all models.



The optional bumper pull-out bike rack is great for bikes, chairs, coolers and any other bulky items you wish to take along on vacation.



Thick insulated baggage doors with seamless aluminum door frame, no visible mounting screws and rubber seals protect your cargo.



Innovative RAIN GUTTERS channel rain water away from your RV helping to reduce unsightly stains on sidewalls.



30# LP Bottles and cover with easy access to auto changeover valve.

Radius door corners are stronger, last longer and don't tear awnings.



Our aerodynamic radius front profile decreases wind resistance while towing, helping to maximize gas mileage, provide better handling and has a great sleek look.

LARGE AWNINGS
Enjoy your patio area rain or shine. Power awnings are also available as options on both Trail Runner and North Country.



RADIUS ENTRY STEPS give you larger step treads and fewer sharp corners



Convenient Outside GFCI Protected and Covered Outlet.

Preserving our environment is very important to HEARTLAND. We strive to reduce, reuse and recycle in every facet of the corporation. We are reducing paper waste with new electronic processing, our vendor partners reuse packaging and crating for many components and we recycle all aluminum scrap, wood cutoffs, skids, wire, cardboard and plastic containers. Heartland is doing our part to preserve the environment so you and your children's children can enjoy RVing in all that our precious environment has to offer.





Heartland Recreational Vehicles
1001 All-Pro Drive • Elkhart, IN 46514 • 574-262-5992

Community. Convenience. Close-to-home.

Where you purchase your recreational vehicle is ultimately your decision but Heartland urges you to consider buying at your local dealer. Dealers are part of your community, providing jobs and contributing to your local economy. These dealers are under obligation to provide warranty service for products they sell, but are not legally required to service products purchased from other dealers. At some point, you may need to return to the dealer you buy from - why not stay close to home? After all, home is where your Heartland is!

BENEFITS OF PURCHASING YOUR RV LOCALLY:

- You enjoy valuable relationship building with Dealer Representatives, close to your home, who will explain the features and benefits of the product.
- You receive a full product orientation prior to delivery, which includes hands-on directions for many of the coach's systems and functions. You are also introduced to the Dealership's Service/Parts/Warranty personnel who are at the ready to help you with any issues you may encounter, now and in the future.
- You enjoy customer PRIORITY. Dealerships generally service their purchasing customers first - others may experience long delays and miss opportunities to use their RV. What is it worth for you to have a dealership's full attention and motivation to satisfy you when you need service - in a timely manner?
- Valuable TAX dollars and jobs stay in YOUR community which pays for your roads, schools, police and fire departments.

DON'T UNDERESTIMATE CUSTOMER SERVICE AND PERSONAL CARE!

For Canadian Residents: If you purchase an RV out-of-country, there are additional fees, taxes and inspections that must be met before bringing your product home. Your local Canadian dealers are experts in these provisions.

Your Authorized Heartland Dealer:



www.HEARTLANDRVS.com

Experience:
 Product Walk-Through Videos
 Side By Side Comparisons
 Feature Videos • Photo Galleries
 Virtual 360° Tours
 Detailed Floor Plans
 News • Testimonials
 Customer Service
 Service Locator
 Owners Club • More
 at our Informative Web Site





VENDOR DIRECT 800#	
CALL DIRECT FOR DIRECT RESULTS! TOLL FREE & WARRANTY PHONE NUMBERS	
LIPPERT	1-866-524-7821
DEXTER AILE	1-874-295-7888
DOMETIC	1-800-544-4881
NORCO	1-800-347-2332
SHUR FLOW	1-800-854-3216
THETFORD	1-800-543-1219
K&B	1-800-250-7061
TRIEDTY TIRE	1-866-445-9907
A.S.A.	1-800-689-3135
PROGRESSIVE	1-269-781-4241
CHENG	1-877-284-8987
ATWOOD	1-866-889-3116
SUBURBAN	1-423-775-2121
SWAN	1-800-228-7928
FLAIR	1-874-634-2163
SEAT TECH	1-866-624-7821
ONAN	1-800-888-6626
COMPLEX	1-800-688-6863
HAUER	1-877-481-4783
CAREFREE	1-800-422-3220
DEKA	1-800-439-6884
WHIRLPOOL	1-800-543-1219
MAYTAG	1-800-546-9086
NORCOLD	1-800-543-1219

**Call Direct,
Fast Results!
800# LABEL
IN EVERY HEARTLAND**

We provide a convenient sticker in each coach listing the warranty phone numbers of our most common vendor partners so that if you choose to, you may work directly with them to more quickly resolve issues or obtain replacement items.



**HEARTLAND
CUSTOMER SERVICE**

WE'VE GOT YOUR BACK!

Over 40 men and women located in a dedicated facility servicing our customers every day. With a dealer network of over 400 locations across the U.S. and Canada, you're never far from an authorized Heartland dealer.

Product information is as accurate as possible as of the date of publication of this brochure. Due to Heartlands commitment to continuous product improvement - floorplans, materials, components, features, specifications, options, etc. are subject to change without notice or obligation to Heartland Recreational Vehicles.

Product information and specifications apply to coaches beginning with serial number 231920

Tow Vehicle Caution: Owners of Heartland recreational vehicles are solely responsible for the selection and proper use of tow vehicles. All customers should consult with a motor vehicle manufacturer or their dealer concerning the purchase and use of suitable tow vehicles for Heartland products. Heartland disclaims any liability or damages suffered as a result of the selection, operation, use or misuse of a tow vehicle. Heartland's limited warranty does not cover damage to the recreational vehicle or the tow vehicle as a result of the selection of the tow vehicle.

See your nearest Heartland dealer to review a current model. 50,000 Litho 8/11