


# WILDERNESS



# WILDERNESS



## CURVILINEAR ROOF



3150 DS



2750 RL



Under-Sofa Storage

## Spacious Living

Wilderness is a full featured travel trailer in a smaller, lighter package. You will appreciate the openness of the Wilderness layouts featuring a curvilinear ceiling measuring in at seven feet. Wilderness gives you room for the whole family to relax, dine or entertain. Oversized windows let in natural light and spectacular views of the great outdoors.

# CURVILINEAR ROOF



2750 RL



2750 RL


Beach

Brownstone

Island

Flooring

Cabinets



Bedding



# A Chef's Kitchen

Large kitchens like this are typically reserved for much larger and heavier coaches. Wilderness provides a kitchen with efficient wide-open prep areas, as well as large base cabinets and huge overhead storage for that extended vacation. Our three burner range with oven and microwave make meals a snap and huge residential sinks make cleanup a breeze. Enjoy our traditional booth style dinette with a table you can take outside to your patio. For parties of six choose one of our models that feature the U-Shape Mega-dinette.



2750 RL



Booth Dinette



U-Shape Mega-dinette



Wilderness bedrooms feature queen size beds with room to walk around, nightstands and reading lights. Look at all the storage possibilities. His and hers wardrobe along with overheads above the bed. In addition, there is Under-bed Storage and dresser drawers in select models.



3150 DS



3150 DS



2750 RL

## Bathrooms

Efficiently designed Wilderness bathrooms give you the room you need to prepare for the day ahead or clean-up afterwards. This 3150 DS model features an outside entrance to the bathroom.

## Standard Features

- Ducted A/C w/ curvilinear roof
- Block foam brick insulation
- Laminated floor and sidewalls
- 82" interior ceiling height
- Deep bowl Kitchen Sink
- 6 cu ft. double door refer
- Skylight in shower
- Tinted safety windows
- Stabilizer jacks
- Leaf spring suspension
- 74" Queen bed
- Dual 20# LP tanks w/auto change over
- Awning
- Medicine Cabinet
- Fire Extinguisher
- Power vent in bathroom
- Foot flush toilet
- 6 gallon DSI gas/electric heater
- Underbed storage
- 12 volt FM/AM/CD with indoor and outdoor speakers
- Cable hookup
- Shower / Tub surround
- 55 amp 12 volt power converter
- steel ball bearing drawer guides
- wide trax axle system
- E-Z lube hubs
- Large entry assist handle
- Bumper w/hose storage
- enclosed and heated under-belly
- Black tank flush

## Options

- Spare Tire
- Aluminum Rims
- Electric Awning
- Grill
- ToyLok
- 22" LCD TV
- 15,000 BTU A/C



### DETACHABLE POWER CORD

Safety yellow detachable 30 Amp power cord with indicator light.



### WIDE TRAX

Virtually glide over bumps and holes in the road with Wide Trax suspension.



### OUTSIDE SHOWER

The perfect solution for messy feet and washing pets. Keep the mess outside.



### DIAMOND PLATE PROFILE

Protects your investment from road debris and looks great too.



### LARGE GRAB HANDLE

Safety first. Assists you going in and out of your camper.



### STRONG SAFETY GLASS

Tinted safety glass protects against harmful UV rays and stray baseballs.



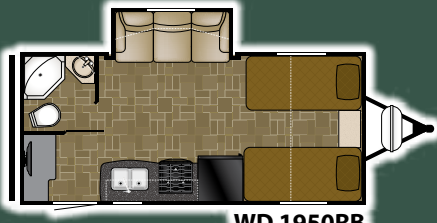

### RADIUS ENTRY STEPS

Larger step treads and fewer sharp corners ensure entry and exit from your coach

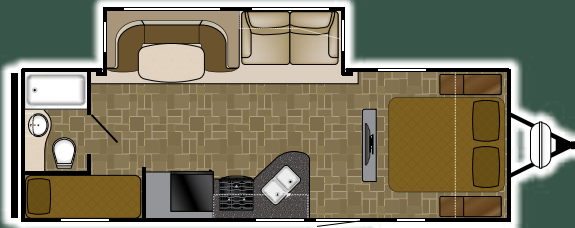


**SUPERSIZED AWNINGS** Rain or shine, enjoy more time outdoors on your patio relaxing, dining or listening to music on the outdoor speakers.

# WILDERNESS



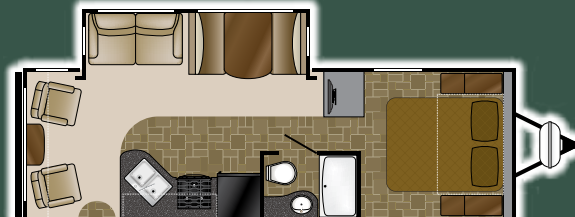
WD 1950RB



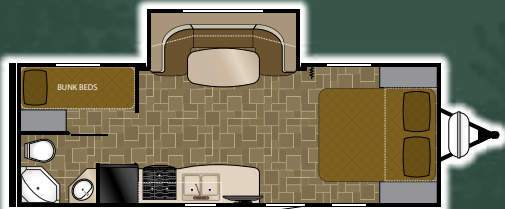
WD 2650BH



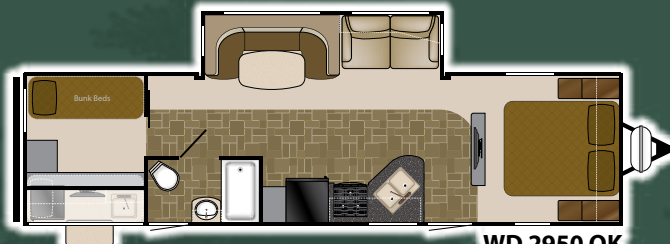
WD 2150RB



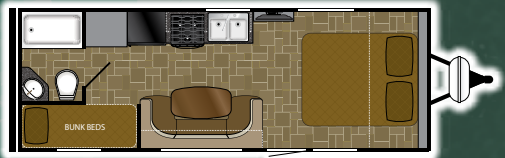
WD 2750 RL



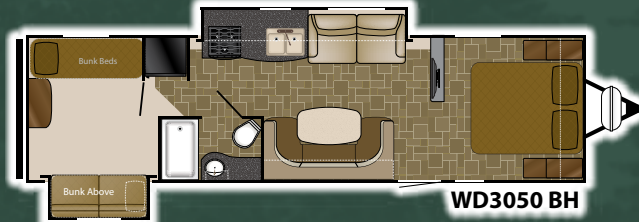
WD 2250 BH




WD 2950 OK



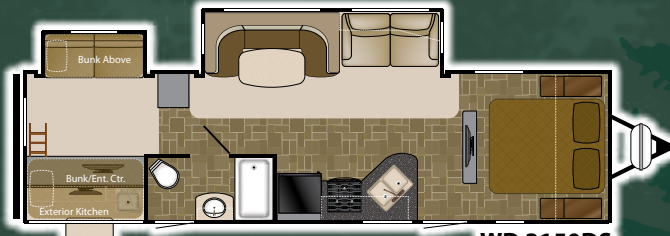
WD 2350 BH




WD3050 BH



WD 2550RK



WD 3150DS



WD3175 RE

Model	Length	Dry	Hitch	Height	Awning	Tanks
1950 RB	22' 4"	4,185	386	11' 2"	12'	36 <sup>F</sup> 37 <sup>G</sup> 37 <sup>B</sup>
2150 RB	25' 9"	4,370	470	11' 2"	15'	36 <sup>F</sup> 37 <sup>G</sup> 37 <sup>B</sup>
2250 BH	26' 9"	4,683	414	11' 2"	15'	36 <sup>F</sup> 37 <sup>G</sup> 37 <sup>B</sup>
2350 BH	27' 9"	4,395	429	11' 2"	16'	36 <sup>F</sup> 37 <sup>G</sup> 37 <sup>B</sup>
2550 RK	27' 4"	5,085	420	11' 2"	16'	36 <sup>F</sup> 37 <sup>G</sup> 37 <sup>B</sup>
2650 BH	29' 9"	5,438	505	11' 2"	18'	36 <sup>F</sup> 37 <sup>G</sup> 37 <sup>B</sup>
2750 RL	30' 4"	5,350	475	11' 2"	16'	36 <sup>F</sup> 37 <sup>G</sup> 37 <sup>B</sup>
2950 OK	34' 9"	6,350	670	11' 2"	18'	36 <sup>F</sup> 37 <sup>G</sup> 37 <sup>B</sup>
3050 BH	TBD	TBD	TBD	11' 2"	TBD	36 <sup>F</sup> 37 <sup>G</sup> 37 <sup>B</sup>
3150 DS	34' 9"	6,550	560	11' 4"	18'	36 <sup>F</sup> 35 <sup>G</sup> 35 <sup>B</sup>
3175 RE	35' 11"	6,995	630	11' 2"	16'	36 <sup>F</sup> 37 <sup>G</sup> 37 <sup>B</sup>



Heartland Recreational Vehicles  
1001 All-Pro Drive • Elkhart, IN 46514 • 574-262-5992

## Community. Convenience. Close-to-home.

Where you purchase your recreational vehicle is ultimately your decision but Heartland urges you to consider buying at your local dealer. Dealers are part of your community, providing jobs and contributing to your local economy. These dealers are under obligation to provide warranty service for products they sell, but are not legally required to service products purchased from other dealers. At some point, you may need to return to the dealer you buy from - why not stay close to home? After all, home is where your Heartland is!

## BENEFITS OF PURCHASING YOUR RV LOCALLY:

- You enjoy valuable relationship building with Dealer Representatives, close to your home, who will explain the features and benefits of the product.
- You receive a full product orientation prior to delivery, which includes hands-on directions for many of the coach's systems and functions. You are also introduced to the Dealership's Service/Parts/Warranty personnel who are at the ready to help you with any issues you may encounter, now and in the future.
- You enjoy customer PRIORITY. Dealerships generally service their purchasing customers first - others may experience long delays and miss opportunities to use their RV. What is it worth for you to have a dealership's full attention and motivation to satisfy you when you need service - in a timely manner?
- Valuable TAX dollars and jobs stay in YOUR community which pays for your roads, schools, police and fire departments.

## DON'T UNDERESTIMATE CUSTOMER SERVICE AND PERSONAL CARE!

For Canadian Residents: If you purchase an RV out-of-country, there are additional fees, taxes and inspections that must be met before bringing your product home. Your local Canadian dealers are experts in these provisions.


Your Authorized Heartland Dealer:

# www.HEARTLANDRVs.com



Experience: Product Walk-Through Videos • Side By Side Comparisons • Feature Videos • Photo Galleries • Virtual 360° Tours  
Detailed Floor Plans • News • Testimonials • Customer Service  
Service Locator • Owners Club • More at our Informative Web Site

# WILDERNESS



VENDOR DIRECT 800#	
CALL DIRECT FOR DIRECT RESULTS! TOLL FREE & WARRANTY PHONE NUMBERS	
LIPPERT 1-866-624-7821	SUBURBAN 1-423-775-2121
DEXTER AILE 1-674-265-7888	SWAN 1-800-228-7928
DOMETIC 1-800-644-4881	S&B 1-674-268-7833
NORCO 1-800-347-2232	FLAIR 1-674-634-2163
SHUR FLOW 1-800-854-3216	SEAT TECH 1-866-624-7821
THETFORD 1-800-543-1219	ONAN 1-800-888-6626
K&B 1-800-250-7061	COMPLEX 1-800-688-6863
TRIED TIRE 1-866-445-9997	HAER 1-877-481-4788
A.S.A. 1-800-689-3135	CAREFREE 1-800-622-3220
PROGRESSIVE 1-269-781-4241	DEKA 1-800-439-6894
CHENG 1-877-264-8987	MAYTAG 1-800-646-9086
ATWOOD 1-866-689-3116	NORCOLD 1-800-643-1219

**Call Direct,  
Fast Results!  
800# LABEL  
IN EVERY HEARTLAND**

We provide a convenient sticker in each coach listing the warranty phone numbers of our most common vendor partners so that if you choose to, you may work directly with them to more quickly resolve issues or obtain replacement items.



**HEARTLAND  
CUSTOMER SERVICE  
WE'VE GOT YOUR BACK!**

Over 40 men and women located in a dedicated facility servicing our customers every day. With a dealer network of over 400 locations across the U.S. and Canada, you're never far from an authorized Heartland dealer.

Product information is as accurate as possible as of the date of publication of this brochure. Due to Heartland's commitment to continuous product improvement - floorplans, materials, components, features, specifications, options, etc. are subject to change without notice or obligation to Heartland Recreational Vehicles. Product information and specifications apply to coaches beginning with serial number 243427. Wilderness has a non load bearing roof not intended for walking upon. **Tow Vehicle Caution:** Owners of Heartland recreational vehicles are solely responsible for the selection and proper use of tow vehicles. All customers should consult with a motor vehicle manufacturer or their dealer concerning the purchase and use of suitable tow vehicles for Heartland products. Heartland disclaims any liability or damages suffered as a result of the selection, operation, use or misuse of a tow vehicle. Heartland's limited warranty does not cover damage to the recreational vehicle or the tow vehicle as a result of the selection of the tow vehicle. See your nearest Heartland dealer to review a current model. 5,000 Litho 2/12 Rev B