

COUNTRY RIDGE

BY HEARTLAND



Extend Your Stay...

Visit HEARTLAND on:





EIGHT FOOT CEILINGS

You'll enjoy the open, spacious feeling that you get in each COUNTRY RIDGE travel trailer made possible by the full eight foot ceiling height that makes you feel like your at home! Taller ceilings mean seven foot head clearance in the slide-rooms on all slide out models.


Extend Your Stay...



Model 40 FKSS

FREE-STANDING DINETTE TABLE


The free-standing dinette table with under-top storage & hidden leaf offers maximum flexibility. Each chair also features storage under the seat.



Model 40 FKSS

CREATIVE, FUNCTIONAL FLOORPLAN DESIGNS

Plush interior furnishings, several windows that provide a great view of your surroundings and living room design that are perfect for entertaining guests or relaxing while on vacation.



Model 41 RLSS





**STEEL BALL BEARING
DRAWER GUIDES**

These full extension drawer guides allow us to offer larger drawers which extend past the cabinet face for maximum usage. Our drawers and guides are strong enough to hold a real cinder block.




Model 40 FKSS



FUNCTIONAL DESIGN

The all-new COUNTRY RIDGE features exciting new interior concepts offering beautiful hardwood cabinet doors (when shopping be sure to check whether other brands have the typical, thin hardwood veneers over chipboard doors - or real Amish-crafted hardwood doors like COUNTRY RIDGE.), large counter top workspace, unique soffit lighting, residential appliances and we have made every useful storage space accessible.



Model 41 RLSS



**RESIDENTIAL
STAINLESS STEEL
50/50 SINK**

No more little travel trailer sink, a real sink for a real kitchen.




Model 41 RLSS

MASTER BEDROOMS

Large King beds and room to get around them make COUNTRY RIDGE bedrooms comfortable and very livable. Huge picture windows let you savor the view from your master suite.


KING size storage built-in under the bed. Our six panel solid door to the bedroom provides privacy and separation from the rest of the coach, just like home.



Huge wardrobe with mirrored doors and extra deep drawers each with ball bearing drawer guides for the ultimate in strength and accessibility.



Model 40 FKSS




DECORATIVE FASCIA WITH ORNATE CARVINGS

A touch of class to crown the already stunning decor of the COUNTRY RIDGE. Impress your guests in your home away from home showing off all the attention to detail.

FRONT BUNK KIDS ROOM

There's plenty of room for everyone to sleep comfortably with the bunk and dinette option on the 41RBQB. The unique dinette design transforms into bunk for additional sleeping accommodations



Model 41 RBQB (Bunk / Special Option)




Model 40 FKSS



Model 41 RLSS



WASHER / DRYER - Prep



DETACHABLE HITCH

Easily remove the hitch for a clean residential look.



RESIDENTIAL SIZE BATHROOM


Large porcelain sink, generous counter space for all your toiletries, sink base storage compartment, corner medicine cabinet, huge linen closet and roomy layout.

Built-In Black Tank Flush System

No more dragging hoses inside and using messy toilet wands. Our built in black tank flush system offers spray heads INSIDE the black tank acting like a power washer to assist in making sure the tank is properly and completely emptied when dumping!



FULLY HEATED & ENCLOSED UNDERBELLY:
Enjoy your COUNTRY RIDGE year round.



EAVES LIGHTING, SAFETY & SECURITY

A welcoming light for guests to help see their way and added security to discourage unwanted visitors.

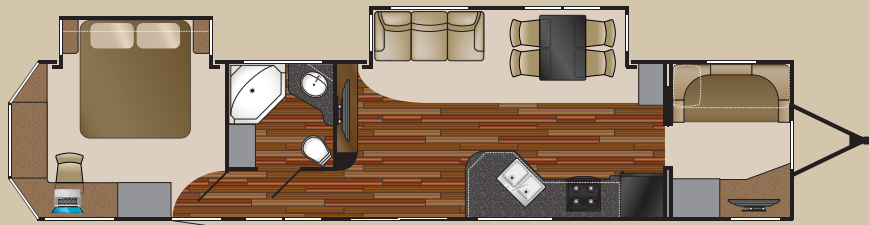
COUNTRY RIDGE
BY HEARTLAND



HIGH-END STEREO COMPONENTS -

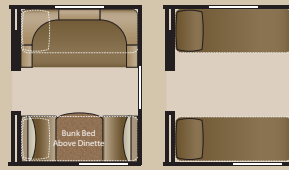
Enjoy your favorite music and movie entertainment on the AM/FM, CD, DVD and MP3 stereo system.





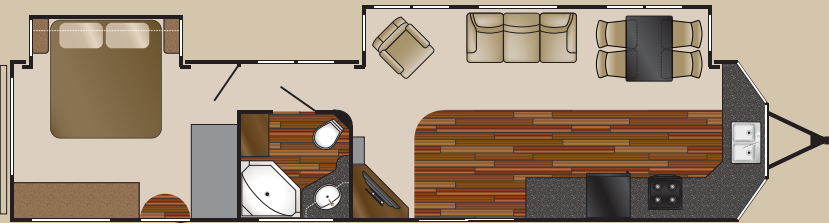
Length: 44'-8"
Width: 8'-6"
Length w/o Hitch: 41'-1"
Dry: 11,372 Lbs

CR 41RBQB



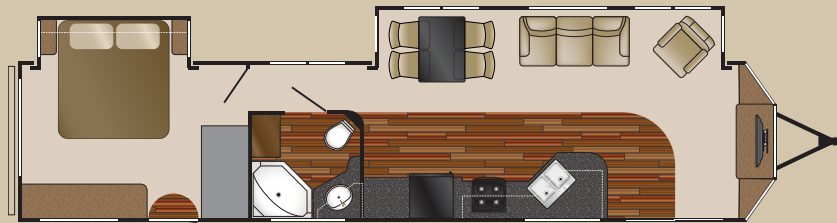
OPT. A

OPT. B



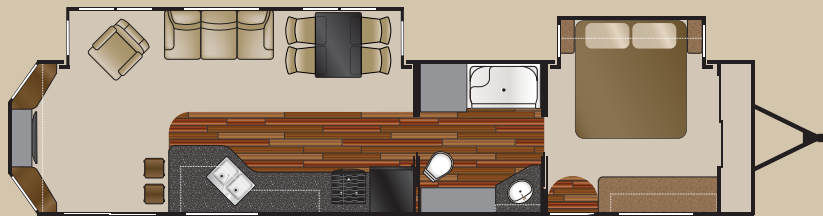
Length: 42'-11"
Width: 8'-6"
Length w/o Hitch: 39'-6"
Dry: 11,633 Lbs

CR 40FKSS



Length: 42'-11"
Width: 8'-6"
Length w/o Hitch: 39'-6"
Dry: 12,074 Lbs

CR 40FLSS



Length: TBD
Width: 8'-6"
Length w/o Hitch: TBD
Dry: TBD

CR 41 RLSS

Standards

Exterior

- Atrium Design Fiberglass Front Cap
- Dual 30# LP Gas Bottles w/ Cover
- Outside Sprayer Port w/ Hose & Sprayer
- Recessed Atrium Soffit Lighting
- Roll-Out Awning
- 60x76 Sliding Patio Door
- White Plastic Grab Handle
- Folding Grab Handle
- Unique COUNTRY RIDGE Extended-Stay Graphics Package
- Exterior Cable, Phone, and Satellite Hook-Up
- Tinted Safety Glass Windows

Construction

- 50 Amp Electrical Service and 65 Amp 12-Volt Converter
- 102" Exterior Width
- 96" (8') Interior Ceiling Height
- 84" (7') Slide-Room Ceiling Height
- Heated and Enclosed Underbelly
- Detachable Hitch
- Triple Front & Rear Steps
- .024 inch Aluminum Exterior Skin
- Formaldehyde Free Insulation

Heat, Air, and Water Equipment

- 10 Gallon DSI Gas/Electric Water Heater
- 40,000 BTU Furnace
- 15,000 BTU Ducted Roof A/C
- Wire & Prep for 2nd A/C (master bedroom)

Interior

- Royal Maple Cabinetry
- Full Extension Ball Bearing Drawer Guides Throughout
- Pocket Bore Screwed Cabinets
- Arched Raised Panel Doors Throughout
- Wall Lights in Slide-Room
- Solid Six-Panel Residential Privacy Doors
- Master Bedroom and Living Room Ceiling Paddle Fans
- Crown Molding Throughout
- 72" Hide-A-Bed Sofa w/ Air Mattress
- Free-Standing Dinette w/ 4 Chairs
- Fabric Covered Box Valances
- Vertical Blind for Patio Door
- Single Glider/Recliner (select models)
- Phone Jack
- Designer Slide-Room Fascia
- AM/FM, CD/DVD, Aux Input Player with exterior Speakers
- Venetian Wood Blinds Throughout

Kitchen

- Solid Surface Countertops with matching sink covers
- Residential Overhead Cabinetry w/ Soffit Lighting
- 18 Cu. Ft. Residential Refer w/ Ice-maker

- Free Standing Residential Range
- Residential Microwave / Hood-Fan Combo
- Deep Residential 50/50 Stainless Steel Kitchen Sink
- High Rise Faucet with Pull-Out Sprayer
- Waste Basket
- Lazy Susan

Bedroom

- King Bed in Master Bedroom
- Padded Headboard & Deluxe Bed Spread
- Washer/Dryer Prep (N/A with Quad Bunk Option in 41RBQB)

Bathroom

- Solid Surface countertop
- Skylight in the Shower
- Neo-Angle Shower w/ Glass Shower Door
- Porcelain Stool w/ Foot Pedal
- Porcelain Lav Bowl
- 6-Panel Bath Door

Options

- 2nd 13,500 BTU A/C
- Fireplace (Std., 41RLSS)
- Stabilizer Jacks (4)
- Thermal Pane Windows
- 32" LCD TV (Std., 41RLSS)
- Fantastic fan vent (Bath)
- One Piece Fiberglass Garden Tub/Shower Combo w/ Door (N/A, 41RLSS)
- Aluminum Framed, Laminated Fiberglass Sidewalls
- Electric Awning

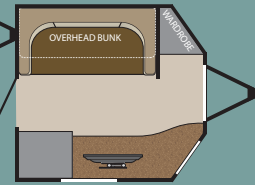
COUNTRY RIDGE

Resort Edition
BY HEARTLAND

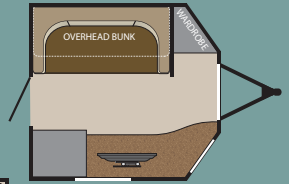


Length: 43'-1" Length w/o Hitch: 39'-9"
Width: 8' Dry: 9,926 Lbs

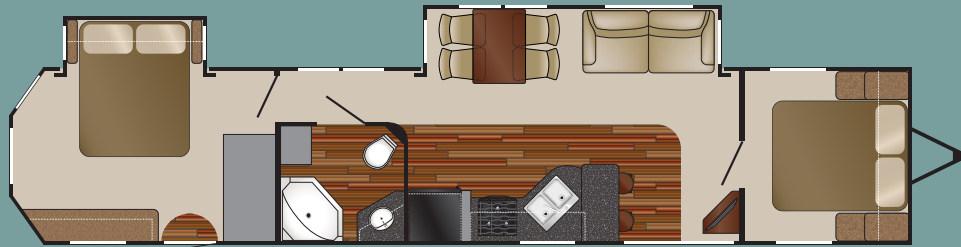
CR RS 395 DBSS



OPT. A

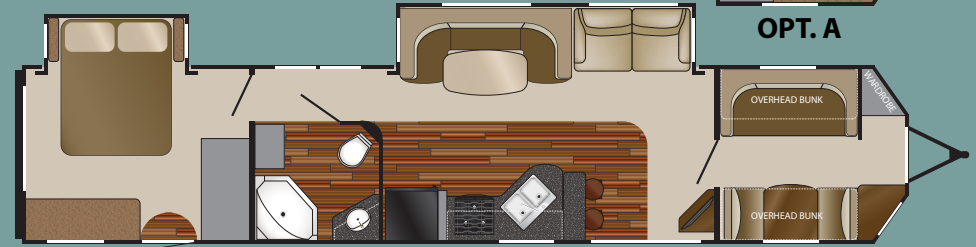


OPT. A



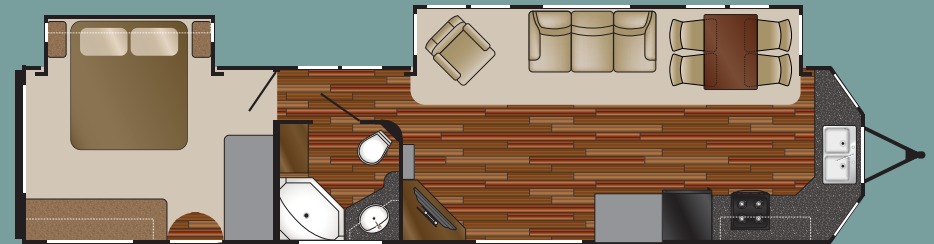
Length: 43'-1" Length w/o Hitch: 39'-9"
Width: 8' Dry: 10,514 Lbs

CR RS 415 DQDS



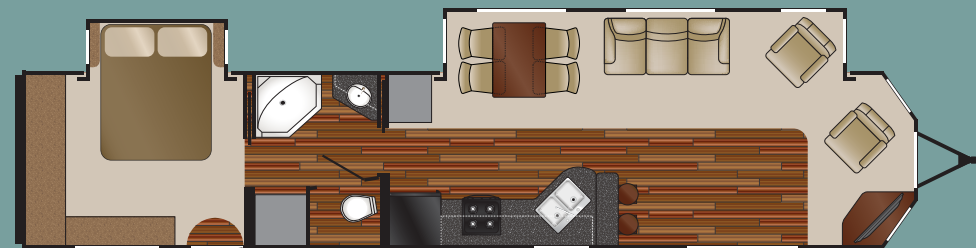
Length: 43'-1" Length w/o Hitch: 39'-9"
Width: 8' Dry: 10,867

CR RS 405 DBDS



Length: 43'-1" Length w/o Hitch: 39'-9"
Width: 8' Dry: 10,696 Lbs

CR RS 405 FKDS



Length: 43'-1" Length w/o Hitch: 39'-9"
Width: 8' Dry: 10,684 Lbs

CR RS 405FLDS

Country Ridge Resort Trailer Standards

- 8' (96") Wide
- 8' (96") Interior Ceiling Heights
- 7' (84") Slide-room Ceiling
- Fiberglass Atrium - Design Front Profile
- Hard Window Valances & Lambrequins
- Bar Stools
- Radiused Cabinet Stiles Throughout
- Residential 18' Cube Double Door Refer
- Satellite Ready
- Phone Jack
- Prep for 2nd a/c
- 10 gallon Gas/Electric DSI water heater

Country Ridge Resort Trailer Options

- Detachable Hitch
- Bathroom Fantastic Vent Fan
- Large Exterior Grab Handle
- Power Awning
- Rear ladder
- Heated and Enclosed Tanks
- Night shades
- Fireplace
- Skylight over tub
- Sink cover
- Range Cover
- 26" LCD (395DBSS, 415DQDS, 405DBSS)
- 32" LCD (405FKDS, 405FLDS)
- Living room Ceiling Fan
- Bedroom Ceiling Fan
- Air Hide-a-bed
- 15K A/C (in place of 13.5K AC)
- 2nd A/C (13.5K)
- Stabilizer Jacks (4)
- Bedroom Option A Bunks w/ Desk (two bedroom models only)
- Spare Tire
- Exterior Shower



Heartland Recreational Vehicles
 1001 All-Pro Drive • Elkhart, IN 46514 • 574-262-5992

Community. Convenience. Close-to-home.

Where you purchase your recreational vehicle is ultimately your decision but Heartland urges you to consider buying at your local dealer. Dealers are part of your community, providing jobs and contributing to your local economy. These dealers are under obligation to provide warranty service for products they sell, but are not legally required to service products purchased from other dealers. At some point, you may need to return to the dealer you buy from - why not stay close to home? After all, home is where your Heartland is!

BENEFITS OF PURCHASING YOUR RV LOCALLY:

- You enjoy valuable relationship building with Dealer Representatives, close to your home, who will explain the features and benefits of the product.
- You receive a full product orientation prior to delivery, which includes hands-on directions for many of the coach's systems and functions. You are also introduced to the Dealership's Service/Parts/Warranty personnel who are at the ready to help you with any issues you may encounter, now and in the future.
- You enjoy customer PRIORITY. Dealerships generally service their purchasing customers first - others may experience long delays and miss opportunities to use their RV. What is it worth for you to have a dealership's full attention and motivation to satisfy you when you need service - in a timely manner?
- Valuable TAX dollars and jobs stay in YOUR community which pays for your roads, schools, police and fire departments.

DON'T UNDERESTIMATE CUSTOMER SERVICE AND PERSONAL CARE!

For Canadian Residents: If you purchase an RV out-of-country, there are additional fees, taxes and inspections that must be met before bringing your product home. Your local Canadian dealers are experts in these provisions.

Your Authorized Heartland Dealer:

www.HEARTLANDRVS.com



Experience: Product Walk-Through Videos • Side By Side Comparisons
 Feature Videos • Photo Galleries • Virtual 360° Tours
 Detailed Floor Plans • News • Testimonials • Customer Service
 Service Locator • Owners Club • More at our Informative Web Site

COUNTRY RIDGE

BY HEARTLAND

VENDOR DIRECT 800#	
CALL DIRECT FOR DIRECT RESULTS! TOLL FREE & WARRANTY PHONE NUMBERS:	
<small>As an authorized Heartland dealer, you are responsible for providing the best possible customer service. We are proud to provide you with the ability to place numerous of our most common vendor partners so you may work directly with them to more quickly handle service issues. Check the brand name in the product ID, determine the correct service location, and call the appropriate phone number.</small>	
LIPPERT 1-866-624-7821	SUBURBAN 1-423-275-2151
DEXTER AALE 1-574-256-7888	SINAR 1-800-228-7838
DOMESTIC 1-800-544-4881	S.B.A 1-574-256-7838
NORCO 1-800-347-2232	SEAR 1-574-634-2162
SHUR-FLOW 1-800-854-3218	SEAT TECH 1-866-634-7621
THEYFORD 1-800-543-1219	OHAN 1-800-888-6626
KIB 1-800-350-7651	COMPLEX 1-800-686-6662
TREDDY TIRE 1-866-443-9007	HAUER 1-877-461-4788
A.S.A 1-800-688-7115	CAREFREE 1-800-422-3230
PROGRESSIVE 1-269-781-4241	SEKA 1-800-438-6684
CHENG 1-877-284-8987	WHIRLPOOL/ 1-800-545-9988 Prompt 5
ATWOOD 1-866-889-2118	NORCOLD 1-800-545-1219

**Call Direct,
 Fast Results!
 800# LABEL
 IN EVERY HEARTLAND**

We provide a convenient sticker in each coach listing the warranty phone numbers of our most common vendor partners so that if you choose to, you may work directly with them to more quickly resolve issues or obtain replacement items.



**HEARTLAND
 CUSTOMER SERVICE**

WE'VE GOT YOUR BACK!

Over 40 men and women located in a dedicated facility servicing our customers every day. With a dealer network of over 400 locations across the U.S. and Canada, you're never far from an authorized Heartland dealer.

Product information is as accurate as possible as of the date of publication of this brochure. Due to Heartlands commitment to continuous product improvement - floorplans, materials, components, features, specifications, options, etc. are subject to change without notice or obligation to Heartland Recreational Vehicles.

Product information and specifications apply to coaches beginning with serial number 243175

Tow Vehicle Caution: Owners of Heartland recreational vehicles are solely responsible for the selection and proper use of tow vehicles. All customers should consult with a motor vehicle manufacturer or their dealer concerning the purchase and use of suitable tow vehicles for Heartland products. Heartland disclaims any liability or damages suffered as a result of the selection, operation, use or misuse of a tow vehicle. Heartland's limited warranty does not cover damage to the recreational vehicle or the tow vehicle as a result of the selection of the tow vehicle.

See your nearest Heartland dealer to review a current model. 10,000 Litho 9/11