

# CYCLONE

BY HEARTLAND



**Heartland Luxury  
Crossovers Taking  
the world by Storm.**

Visit HEARTLAND on:







Model CY 4000



Model CY 4000



Model CY 3950

## ***Beautiful Interiors***

Cyclone is not your average toy hauler. You'll appreciate the hardwood cabinets with a rich, durable finish that provides a truly residential look and feel. Incredible interior spaciousness with mega-slides featuring huge windows and residential furniture with built in recliners for the entire family plus a few friends. All Cyclones are equipped with a full featured kitchen and most models accommodate sleeping for eight or more.



Model CY 4000



Model CY 4100 King



Model CY 3950







# Ultimate **TAILGATING**

## **Multi-Zone Entertainment**

System features a LCD flat-screen TV and two stereo systems with multi-zone capabilities so that you can listen to music outside the coach while someone else watches a movie or listens to music inside the coach!



Light your task, set the mood or just kick back and relax. Enjoy perfect lighting throughout the CYCLONE.



## **Three Seasons Wall Patio Door Option**

Enclose your garage area while letting in the daylight and containing your heated or air conditioned air. The doors easily slide open for passage to the ramp door patio and the doors swing open easily for loading and unloading toys.

## **Built-in Outdoor Speakers**

CYCLONE owners can enjoy listening to their favorite CDs, catch up on the news, or listen to the big game on these powerful outdoor speakers, conveniently located patio side and easily controlled by the garage receiver.

## **High-End Fifth Wheel Luxury**

While other toy hauler manufacturers have limited many of their interior designs to reflect a purely "racing" lifestyle - CYCLONE has listened to what customers are looking for and are excited to offer the best of both worlds - a coach that may say "Racer" on the outside, but features truly elegant residential form and multi lifestyle function on the inside!



## **Washer Dryer Prep**

Available on some models



## **Rear Awning**

Also available with optional rear electric awning

More **FUN**



## **Ramp Door Patio Option**

Turn your ramp door into a versatile patio area

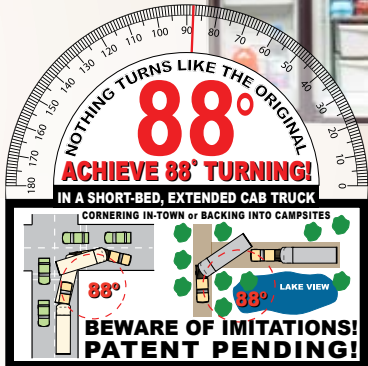


# More **FEATURES** More **VALUE**



**Optional Second Bedroom A/C and Third Garage A/C**

Optional 4-door refrigerator offering 12 cu.ft. of food storage space.



R38 Radiant Technology, Insulation, 110 Volt holding tank heating pads, Insulated Main water line and 12V auto sensing heater line.



- Full 6-Point Leveling
- Front-to-Rear and Side-to-Side Leveling
- Leveling system can be used to change a tire
- One power source
- Backup system in case of electrical failure
- Lightweight aluminum jacks
- Fully automatic leveling controls
- "Auto-Recall" Function: Remembers where tow vehicle was unhooked



Utilizing a remote sensor located under the rear axle, the Level Up system accomplishes a level coach in seconds. This eliminates a time consuming and sometimes dirty task of manually leveling your coach.

Level Up's 6-Point leveling system achieves a level coach while easing undo stress on the chassis, windows and sidewall when the coach's slide-outs are extended or retracted.

**Stop wasting time setting up and get to camping!**

## 2" Sidewalls



**Double Welded, Fully Laminated Lightweight Aluminum Sidewall Construction**

Just an 1/8" thick foam cup protects your hand from scalding hot coffee... imagine what nearly 2" of block foam does for your Laminated Heartland Sidewall!



## UNINHIBITED PASS-THRU EXTERIOR STORAGE

Choose CYCLONE for superior industry leading engineering which results in larger, cleaner pass-through storage possibilities.

**SUPERIOR CONSTRUCTION AND DESIGN TRANSLATE INTO A SUPERIOR VALUE!**

## ZERO° TESTED

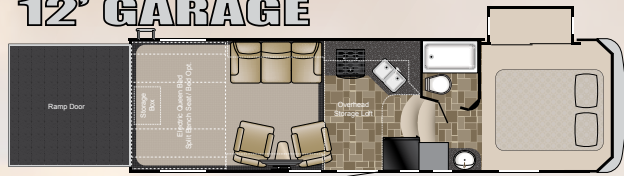
Heartland 5th wheel construction has been subjected to rigid testing in the famous DOMETIC Extreme temperature testing chamber, where it passed with flying colors! The testing chamber temperature is set to 0° to test the heating system, followed by setting it at 100° to test its cooling ability. With our thick 2" laminated walls, enclosed and heated underbelly and insulated floor - the interior of the Heartland coach remained warm and comfortable through out the sub-freezing testing and nice and cool during the extreme heat test!





## 12' GARAGE

Length: 30' 7"  
Height: 12' 8"  
Dry: 8,985  
Hitch: 1,975  
GVWR: 14,000

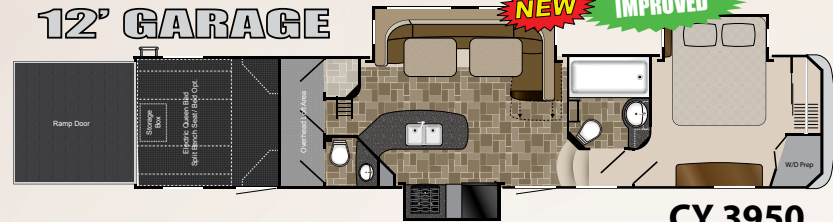


CY 2812

## 12' GARAGE

**NEW** **IMPROVED**

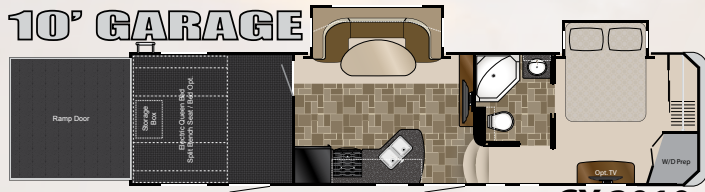
Length: 43' 3"  
Height: 13' 3"  
Dry: 13,395  
Hitch: TBD  
GVWR: 18,000



CY 3950

## 10' GARAGE

Length: 36' 0"  
Height: 13' 3"  
Dry: 10,935  
Hitch: 2,300  
GVWR: 15,500

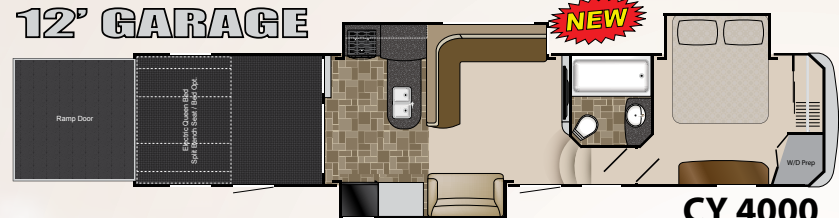


CY 3010

## 12' GARAGE

**NEW**

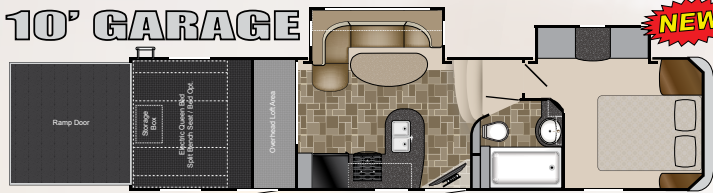
*Elite*  
Length: 43' 11"  
Height: 13' 3"  
Dry: 14,095  
Hitch: 3,200  
GVWR: 18,000



CY 4000

## 10' GARAGE

Length: 36' 2"  
Height: 13' 3"  
Dry: TBD  
Hitch: TBD  
GVWR: 15,500

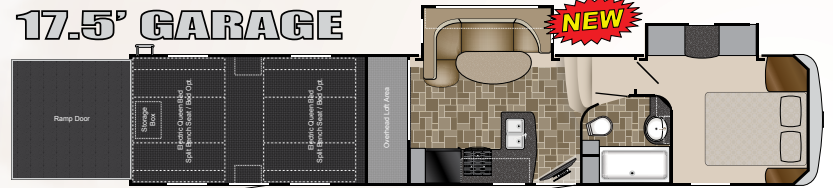


CY 3100

## 17.5' GARAGE

**NEW**


Length: 44' 0"  
Height: 13' 3"  
Dry: TBD  
Hitch: TBD  
GVWR: 18,000



CY 4018

## 10' GARAGE

Length: 38' 2"  
Height: 13' 3"  
Dry: 12,820  
Hitch: 2,600  
GVWR: 15,500

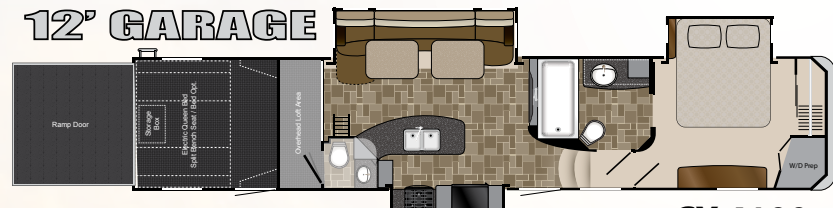


CY 3110

## 12' GARAGE

**NEW**

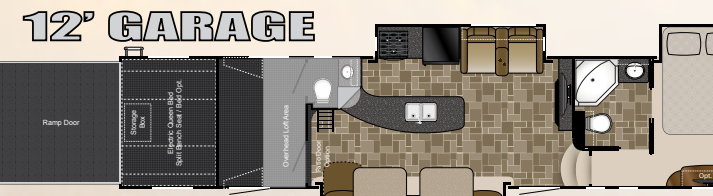
*The KING*  
Length: 43' 9"  
Height: 13' 3"  
Dry: 14,595  
Hitch: 3,000  
GVWR: 18,000



CY 4100

## 12' GARAGE

Length: 42' 11"  
Height: 13' 3"  
Dry: 14,765  
Hitch: 3,100  
GVWR: 18,000

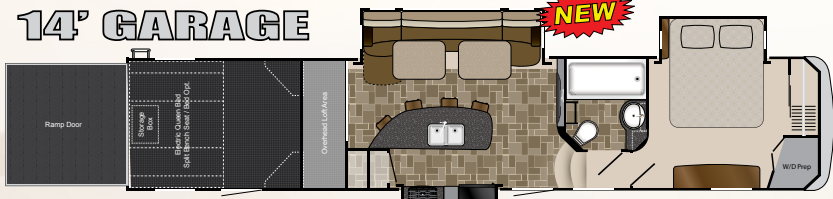


CY 3800

## 14' GARAGE

**NEW**

Length: 43' 7"  
Height: 13' 3"  
Dry: TBD  
Hitch: TBD  
GVWR: 18,000

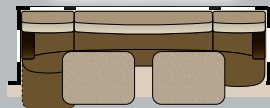


CY 4114

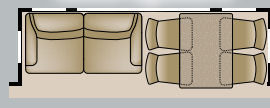


### MEGA SLIDE OPTIONS

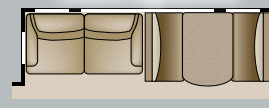
#### Standard Slide



#### Slide Option 1



#### Slide Option 2



Available on CY3110, CY3800, CY3950, CY4100, CY4114 and CY 300C

Note: Length defined as tow point (Ball coupler for travel trailers / King pin for 5th wheel trailers) to rear bumper. It does not include the rear ladder.

## **KITCHEN / INTERIOR**

- Bordeaux Cabinets
- Raised Panel Refer Fronts
- Solid Surface Countertops
- Spring Loaded Hidden Hinges
- Steel Ball-Bearing Drawer Guides
- Large Cabinet Storage
- Detachable Sprayer Faucet
- Deep Stainless Steel Kitchen Sink
- 30" Residential Space Saver Microwave Oven
- Solid Surface Sink Covers
- Custom Monitor Control Panel
- 15,000 BTU Air Conditioner with Quick Cool
- Air Vent in Loft
- His/Her's Reading Lights in Loft
- Overhead Cabinets or Shelving Throughout
- Mega-Lounger with Built-in Recliners
- Fantastic Fan with Rain Sensor in Kitchen with Thermostat
- Patio Sliding Door (N/A 2812, 3950)
- Central Vacuum

## **BATH & BED**

- Single Level Master Suite
- Wired & Framed for 2nd A/C
- 1-Piece Fiberglass Neo-Angle Shower (N/A 2812)
- Separate Commode Room (2812)
- Foot Flush Porcelain Commode
- Heat and A/C Vents in Main Bathroom
- Loft w/Shelving & TV Hookup (N/A 3010, 3100, 2812)
- His and Hers Closets
- Recessed Front Cap Storage in Wardrobe (most models)
- Large Vanity Drawers
- Skylight Over Shower
- Power Bath Vent
- Washer Dryer Prep in Front Wardrobe (most models)
- Residential 76"x80" Pillow Top King Mattress (most models)

## **EXTERIOR**

- Correct Track Alignment system
- High Gloss Sidewall
- Electric Rear Jacks
- 16" E-Rated Tires w/Aluminum Wheels
- One-Piece Walk-On EPDM Roof
- Welded Tubular Aluminum Construction
- Stunning Exterior Graphics
- 12" I-Beam Powder Coated Steel Frame (10" I-Beam 2812 and 3010, 3100, 300C, 3110)
- Heated and Enclosed Underbelly
- Triple 6,000 lb. Axles (most models)
- Two 7,000 lb. Axles (3010, 3110, 300C, 3100)
- Two 6,000 lb. Axles (2812)
- E-Z Flex Suspension
- Industry Leading, Unobstructed Pass-Through Storage
- Built-In Diamond Plate Tool Box
- Universal Docking Center (All System Hook-Ups Located In One, Convenient, Concealed Compartment)
- Easy Grip Steps
- Entry Assist Handle
- 80 Amp Power Convertor
- 50 Amp Service with Detachable Cord (30 Amp - 2812)
- Hi-Flow Water Pump
- Radius Tinted Safety Glass Windows
- Radius, 1" Thick Slam Baggage Doors
- Rain Gutters w/Spouts
- Patented Overhead Cab Technology (300C)
- Attached Folding Ladder
- Side Scare Lights
- Rear Flood Lights
- Exterior Hot/Cold Shower with High Pressure Nozzle
- Outside Mini Fridge (some models)
- Dual 30 lb. LP Tanks
- Auto Transfer Switch

- Wide Body Design
- Huge 94" Wide Door Opening
- Enclosed Gooseneck
- Generator Prep with Fuel Station and Timer
- Static Line (w/Fuel Station)
- LP Quick Connect for BBQ Grills
- Dual Electric Awnings (N/A in 2812)
- ABS Hitch Cover

## **A/V EQUIPMENT**

- Cable TV/Satellite Hook-Ups
- 5.1 Digital Dolby Surround Sound in Living Area
- 50" or 40" LCD HDTV Flat Screen TV with Swing Arm (26" in model 2812)
- 2 Exterior Marine Grade Speakers
- Separate DVD/CD/MP3/ AM/FM Stereo for Garage and Exterior.

## **GARAGE AREA**

- 1" Thick Plywood Garage Floor
- 2 axle (2,500 lb.) Rated 3 axle (3,000 lb.) rated
- Steel D-Ring Tie Downs
- 3000 lb. Rated Ultra-Light Ramp Door
- Large 8' Garage Door Ramp (2812 - 7' Garage Door Ramp)
- Fantastic Fan with Rain Sensor
- Recessed Hidden Beaver-Tail Storage Compartment
- Heat Duct in Garage
- Pull Down Rear Screen (See Through)
- A/C Duct in Garage
- Oversized Windows

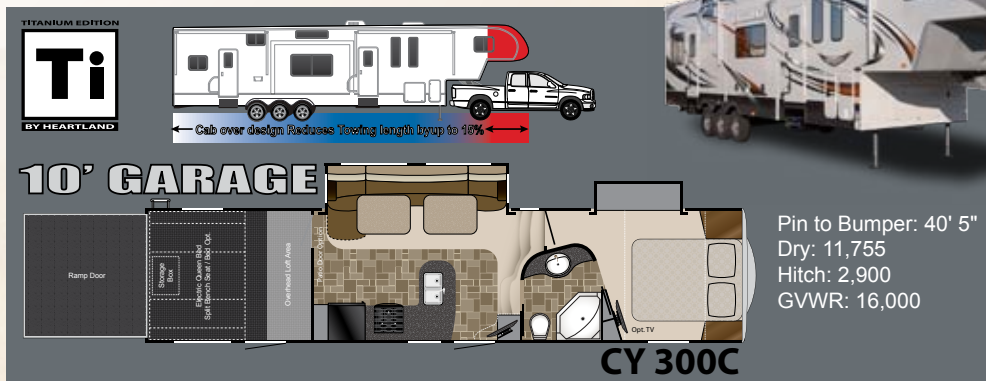
## **OPTIONS**

- Full Body Paint
- 6 Point Hydraulic Leveling System
- Canadian Actic Package
- Fantastic Vent w/Rain Sensor (in Bedroom)
- Removable Edged Cargo Carpet
- Double Electric Queen Beds with Rear Convertible Sofa & Picnic Table
- 12 Cu. Ft. Refrigerator (N/A 3010, 2812)
- 4 KW Generator - (CARB Certified) (2812 only)
- 5.5 KW Generator (CARB Certified) (N/A 2812)
- 32" Color LCD T.V. in Bedroom (N/A 2812)
- 15,000 BTU Air Conditioner Heat Pump
- Second 13,500 BTU Air Conditioner in Bedroom
- ToyLok
- Dual Pane Windows
- Second Fuel Cell
- Ramp Door Patio
- Electric Garage Door Awning
- Three Seasons Wall
- 32"TV in Garage
- 32" Outside TV
- 3rd A/C in Garage



### **HD Package includes:**

- High Gloss Platinum Metallic Sidewall
- Vessel Bowl Sink in Bathroom
- HD Edition Graphics
- Painted front cap



Choose from four elegant decors featuring durable fabrics on the furnishings and window coverings.







Heartland Recreational Vehicles  
1001 All-Pro Drive • Elkhart, IN 46514 • 574-262-5992

## Community. Convenience. Close-to-home.

Where you purchase your recreational vehicle is ultimately your decision but Heartland urges you to consider buying at your local dealer. Dealers are part of your community, providing jobs and contributing to your local economy. These dealers are under obligation to provide warranty service for products they sell, but are not legally required to service products purchased from other dealers. At some point, you may need to return to the dealer you buy from - why not stay close to home? After all, home is where your Heartland is!

## BENEFITS OF PURCHASING YOUR RV LOCALLY:

- You enjoy valuable relationship building with Dealer Representatives, close to your home, who will explain the features and benefits of the product.
- You receive a full product orientation prior to delivery, which includes hands-on directions for many of the coach's systems and functions. You are also introduced to the Dealership's Service/Parts/Warranty personnel who are at the ready to help you with any issues you may encounter, now and in the future.
- You enjoy customer PRIORITY. Dealerships generally service their purchasing customers first - others may experience long delays and miss opportunities to use their RV. What is it worth for you to have a dealership's full attention and motivation to satisfy you when you need service - in a timely manner?
- Valuable TAX dollars and jobs stay in YOUR community which pays for your roads, schools, police and fire departments.

## DON'T UNDERESTIMATE CUSTOMER SERVICE AND PERSONAL CARE!

For Canadian Residents: If you purchase an RV out-of-country, there are additional fees, taxes and inspections that must be met before bringing your product home. Your local Canadian dealers are experts in these provisions.

Visit HEARTLAND on:



Your Authorized Heartland Dealer:

HEARTLAND PROUDLY PARTNERS WITH  
THE HIGHEST QUALITY VENDORS  
in manufacturing our recreational vehicles:



www.HEARTLANDRVs.com



## Experience:

Product Walk-Through Videos  
Side By Side Comparisons  
Feature Videos • Photo Galleries  
Virtual 360° Tours  
Detailed Floor Plans  
News • Testimonials  
Dealer Locator • Owners Club  
Customer Service • Service Locator  
and More at our Informative Web Site



VENDOR DIRECT 800#	
CALL DIRECT FOR DIRECT RESULTS! TOLL FREE & WARRANTY PHONE NUMBERS:	
LIPPERT 1-888-624-7821	SUBURBAN 1-423-775-2131
DEXTER 1-574-262-7808	SWAN 1-800-228-7826
DOMETIC 1-800-344-4888	B & R 1-574-238-7838
NORCO 1-800-347-2222	FLAR 1-574-534-2163
SHURFLOW 1-800-854-3218	SEAT TECH 1-800-534-7021
THETFORD 1-800-943-1219	ORAN 1-800-888-8828
KIB 1-800-255-7899	COMPLEX 1-800-688-6863
TREDIT TIME 1-888-442-8989	HAER 1-877-481-4788
A.S.A. 1-800-889-3128	CAREFREE 1-800-622-3230
PROGRESSIVE 1-269-781-4248	DEKA 1-800-438-6884
CHENG 1-877-284-8887	WHIRLPOOL 1-800-545-8088
ATWOOD 1-888-889-3118	NORCOLD 1-800-643-1219

## Call Direct, Fast Results! 800# LABEL IN EVERY HEARTLAND

We provide a convenient sticker in each coach listing the warranty phone numbers of our most common vendor partners so that if you choose to, you may work directly with them to more quickly resolve issues or obtain replacement items.



## HEARTLAND CUSTOMER SERVICE

## WE'VE GOT YOUR BACK!

Over 40 men and women located in a dedicated facility servicing our customers every day. With a dealer network of over 400 locations across the U.S. and Canada, you're never far from an authorized Heartland dealer.

Product information is as accurate as possible as of the date of publication of this brochure. Due to Heartland's commitment to continuous product improvement - floorplans, materials, components, features, specifications, options, etc. are subject to change without notice or obligation to Heartland Recreational Vehicles.

Product information and specifications apply to coaches beginning with serial number 248706.

Tow Vehicle Caution: Owners of Heartland recreational vehicles are solely responsible for the selection and proper use of tow vehicles. All customers should consult with a motor vehicle manufacturer or their dealer concerning the purchase and use of suitable tow vehicles for Heartland products. Heartland disclaims any liability or damages suffered as a result of the selection, operation, use or misuse of a tow vehicle. Heartland's limited warranty does not cover damage to the recreational vehicle or the tow vehicle as a result of the selection of the tow vehicle.

See your nearest Heartland dealer to review a current model.

50,000 Litho 12/12