

COACHMEN

| CLIPPER Hybrid Camping Trailers

# Time to Relax.



# Coachmen Clipper

Presenting the all new 2012 Coachmen Clipper Hybrid Camping Trailer. Rebuilt from the ground up in ways you can see – new aerodynamic styling for ease of towing, full width stone guard to protect your investment, and radial tires for the safety you need and desire. These are but a few of the new features you will enjoy with your new Clipper!



## Features you can't live without



Sliding Storage Trunk (SST)



New E-Z One-Hand Swing Level Galley (Classics and V1)



Optional Sony® AM/FM/CD Stereo with MP3 Hook Up



Exterior Utility Shelf

### ◀ **NEW One-Piece Entry Door**

The one-piece door features door panels that allows finite adjustment for air and sunlight. (N/A LS Series)





E-Z Swing Stepper Door



Scissor Style Stabilizer Jack



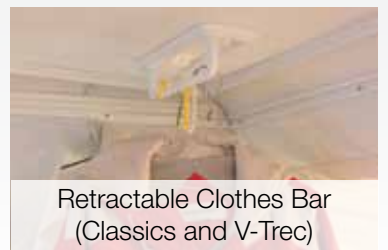
Optional Power Lift



Optional Dometic® 3-Way Refrigerator



Optional Modular Cassette Potti with Electric Flush



Retractable Clothes Bar (Classics and V-Trec)



## 1-1/4" Laminated Insulated Bunkend (N/A 806 LS)

- Double the industry standard thickness
- Solid wood, steel reinforced frame filled with 1" thick high density foam and laminated with wood panel on top and bottom
- Yields a more stable bedend vs. chipboard or spliced plywood used by other brands
- Insulation improves comfort and warmth



Optional 20M BTU Suburban® Furnace with forced air, electronic ignition and thermostat control.  
**Largest heating capacity of any folding camper.**

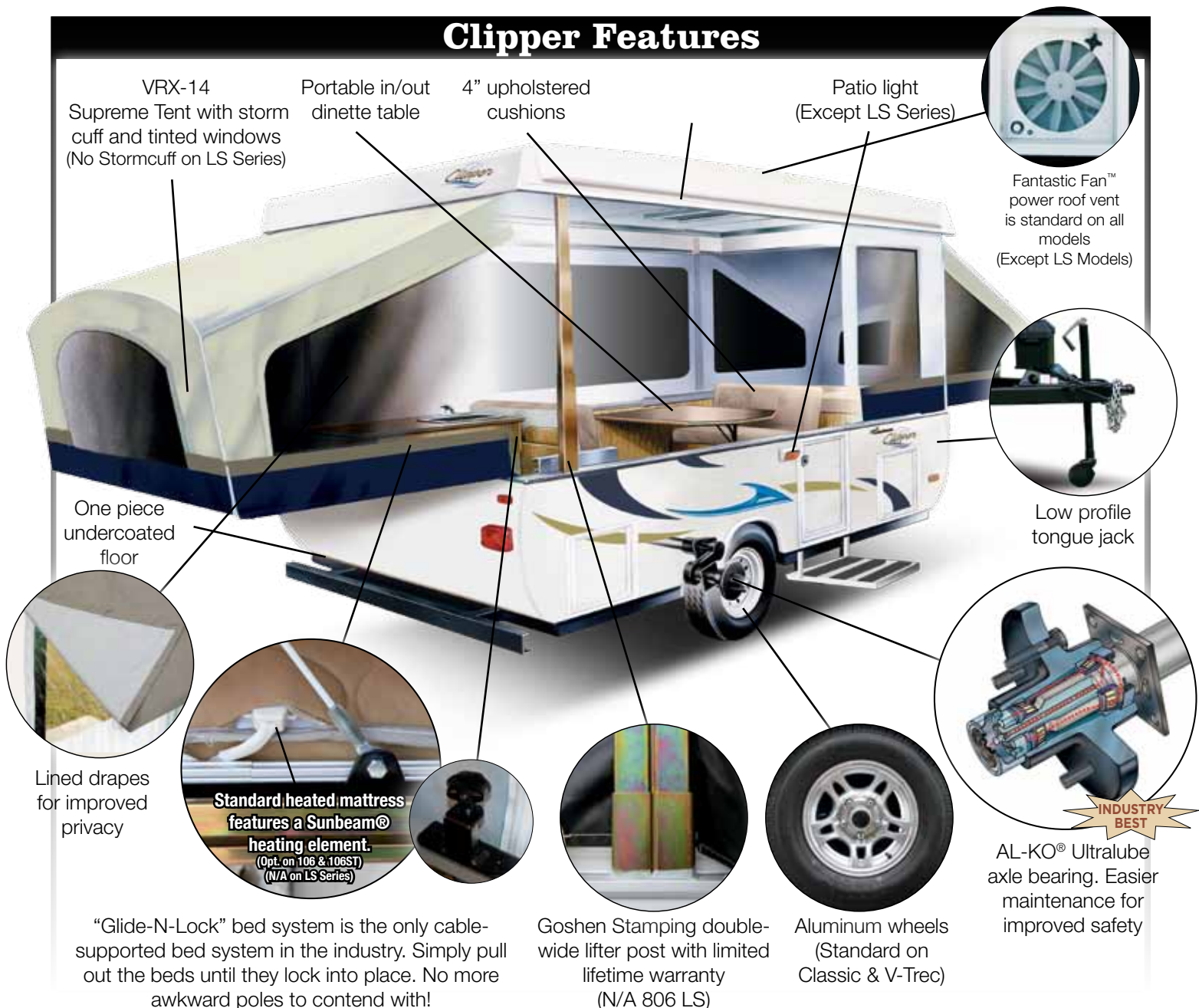
## Clipper Standard



## Competition



## Clipper Features



# The Clipper Difference.

Construction & Features Competitors Can't Match



## Dura Tuff Roof

### A. One Piece Seamless Skin

### B. Dura Tuff Wood Protective Layer


No one else includes the extra wood layer between the top skin and internal foam that provides stiffness and reduces the probability of damage due to hail, road debris, etc.

### C. Foam Roof Structure

### D. Steel Reinforced Wood Frame

The roof is framed with steel supports to accept A/C on all models without extra reinforcement.

- Roof vent is placed off to the side so the A/C can be center-mounted without having to remove the vent. This design allows you to have both the vent and A/C.

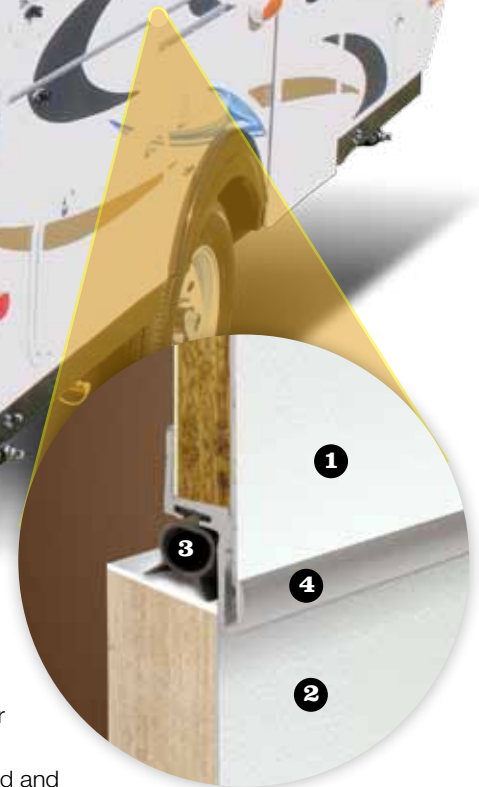


## Wide Trac Suspension Better safety and stability on the road.

- Widest stance of any folding camper
- Improves towing safety and stability
- Stronger axle beams than most competitors
- Steel frame with powdercoat protection

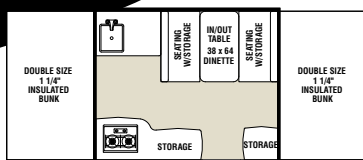
## Roof Side Z-Rail Channels water away.

- Z-Rails on roof perimeter and sidewalls keep wood above water level collection points.
- Others use U channel where wood and water can come in contact at the bottom of the channel.
- Channels are kept open to allow water to run out like a gutter.
- Others attempt to seal channels to keep water out; when the seal is compromised, water will collect and cannot escape.

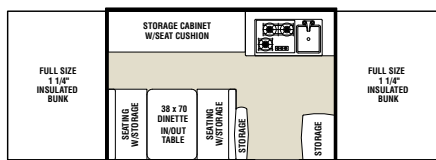


1. Roof's Outside Skin
2. Body's Outside Skin
3. Water tight Seal
4. Z-Rail channels water away from wood

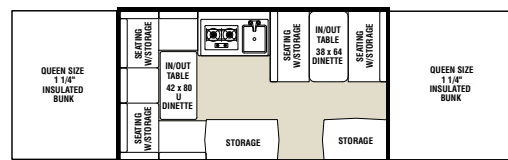
## Clipper LS



806 LS

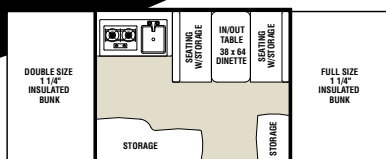


109 LS

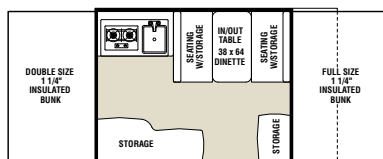


128 LS

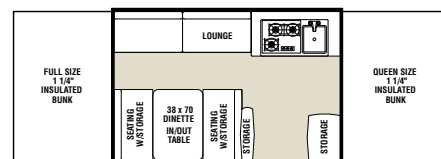
## Clipper Classic Sport



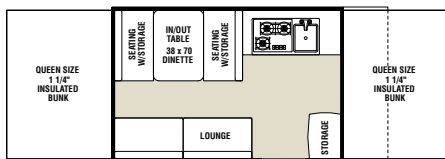
106



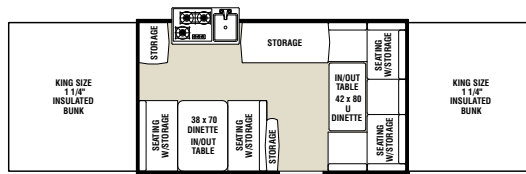
106 ST



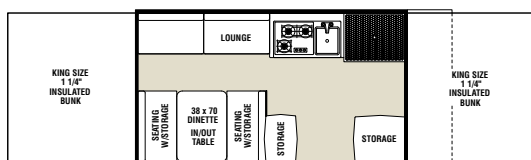
107



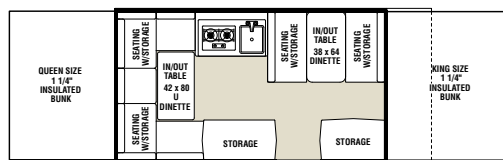
108 ST



126

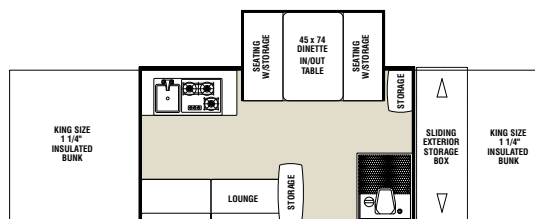


127 ST



128 ST

## Clipper Classic



1285 SST

## Limited Warranty

- Lift System - Lifetime
- Vinyl Tent - 5 years
- Roll Out System - 5 years
- Frame - 5 years
- Roof Assembly - 5 years
- AL-KO® Ultralube Spring Axle - 1 year
- AL-KO® Ultralube Rubber Suspension Axle - 5 years
- Refrigerator - 3 years
- Plumbing System - 10/25 years
- Electronic Converter - 2 years
- Roof Exterior - 2 years



Standard Features

LSISICIV

CHASSIS				
Tubular Steel Frame	■	■	■	■
Wide Trac UltraLube HD Spring Suspension	■	■		
Wide Trac UltraLube HD Torsion Suspension			■	■
Radial Tires		■	■	■
Aluminum Rims			■	■
Scissor Jacks w/Pads (4)		■	■	■
Scissor Jacks w/Pads (2)	■			
Goshen Lift System w/Double Arms (Single arm on 806 LS)	■	■	■	■
EXTERIOR				
Laminated Aluminum Skin Walls	■	■		
Laminated Hi-Gloss Fiberglass Walls			■	■
One Piece Door w/Travel Stepper		■	■	
Diamond Plate Front Wall Protector		■	■	■
4 Layer Laminated Seamless Fiberglass Roof (3 Layer on LS Series Models Only)		■	■	■
Exterior High Pressure LP Tank Hook-up		■	■	■
VRX-14 Sectionalized Tent w/Storm Cuff (N/A LS Series)		■	■	■
Powdercoated Interior Tent Supports	■	■	■	■

LSISICIV

Laminated/Insulated Bed Platforms (N/A 806 LS)	■	■	■	■
Cable Bed Supports (N/A 806 LS)	■	■	■	■
Pole Bed Supports (806 LS Only)	■			
E-Z Glide Rollout Bunk System	■	■	■	■
Outside Shelf		■	■	■
Built-in 16 Gallon Water Tank (On All LS Series & 106/106 ST Models)	■	■		
Under Floor 23 Gallon Water Tank (N/A on 106/106 ST Models)		■	■	■
25 AMP Converter w/Battery Charger (12 AMP on 806 LS)	■	■	■	■
Exterior 120 Volt GFI Protected Outlet		■	■	■
Patio Light		■	■	■
SST-Super Sliding Storage Compartment (1285 SST Only) (Optional on V1)			■	
Exterior Storage Access Door (N/A on 106, 107 & 126)		■	■	
Fantastic Power Roof Vent (N/A on LS Series Models)		■	■	■
Lined Bedend Privacy Curtains & Valances	■	■	■	■
Seamless HD Polyethylene Wheel Wells	■	■	■	■
Durable 7 Wire Connection	■	■	■	■

LSISICIV

INTERIOR				
Quilted 4" Mattress	■	■	■	■
4" Cushions	■	■	■	■
Lined Side Drapes	■	■	■	■
E-Z Swing Over Galley w/Drawer (1285 SST, V1 & V3 Only)			■	■
3 Burner Range (2 Burner on All LS Series & 106/106 ST Models)		■	■	■
Deep Bowl Sink	■	■	■	■
Inside/Outside Table	■	■	■	■
Radius Edge Hi-Pressure Countertop	■	■	■	■
Roll-Out Dinette w/Light (Only on 1285 SST & V3 Models)			■	■
Kitchen Faucet w/12 Volt Water Pump	■	■	■	■
Hot Water System w/Built-In Shower (Only on 127 ST, V3 & 1285SST)		■	■	■
12 Volt Ceiling Lights	■	■	■	■
120 Volt Electrical Outlets	■	■	■	■
Clothes Hanger Bar (Only on 1285 SST & V3 Models)			■	■

Popular Options

LSISICIV

<b>Essentials Package (N/A LS Series)</b>	■	■	■	■
✓ 3-Way Dometic® Refrigerator (1.9 Cu. Ft. LS & Classic Sport & V-Trek, 2.5 Cu. Ft. Classic & V3)				
✓ 20,000 BTU Furnace				
✓ Awning				
✓ Spare Tire, Carrier and Cover				
Modular Cassette Potti w/Electric Flush (Opt. on 107, 108 ST, 127 ST)	■	■	■	■
Hot Water System w/Outside Shower (Opt. on 106 ST, 107, 108 ST, 126 & 128 ST)		■		
Hot Water System w/Spray Away (Std. on 1285 SST & V1)			■	■

LSISICIV

Electric Brakes (Opt. 806 LS & 109 LS. Std. on 128 LS, Classic Sport, Classic and V-Trek Models)	■	■	■	■
Screenroom w/Privacy Flaps		■	■	■
Single Bottle Cover (N/A on LS Series Models or V1 & V3)		■	■	
Double Bottle Cover & Ring (N/A on LS Series Models & Std. on V1 & V3)		■	■	■
Hanging Storage Cabinet (N/A on LS Series Models)		■	■	■
Bed End Light w/Fan		■	■	■
Ultra Comfort Heated Mattress System (Opt. on 106 & 106 ST, Std. on Remaining Clas- sic Sport, Classic and V-Trek Models)	■	■	■	■

LSISICIV

Power Lift		■	■	■
A/C Wiring Kit		■	■	■
Sony AM/FM CD Player w/Exterior Speakers (Std. on V1 & V3)		■	■	■
<b>3-Way Dometic® Refrigerator (1.9 Cu. Ft. LS &amp; Epic, 2.5 Cu. Ft. Classic &amp; V3)</b>	■			
20,000 BTU Furnace				
Awning	■			
Spare Tire, Carrier and Cover	■			

LS = LS Series    S = Classic Sport    C = Classic    V = V-Trek    ■ = Available    ■ = New Feature    ■ = Standard Run Option

Specifications

Specifications	806 LS	109 LS	128 LS	106	106 ST	107	108 ST	126	127 ST	128 ST	1285 SST	
	LS Models			Classic Sport								Classic
Interior Box Size	8'	10'	12'	8.5'	8.5'	10'	10'	12'	12'	12'	12'	
Travel Length	12' 2"	14' 2"	16' 2"	12' 8"	14' 10"	14' 2"	16' 4"	16'2"	18' 3"	18' 5"	18' 5"	
Travel Width	85"	85"	85"	85"	85"	85"	85"	85"	85"	85"	85"	
Travel Height	54"	58"	58"	56"	56"	58"	58"	58"	58"	55"	55"	
Interior Open Length	16' 11"	19'11"	22' 5"	17' 11"	17' 11"	20' 5"	20' 9"	24'5"	24' 5"	24' 5"	24' 5"	
Interior Open Height	6' 10"	6' 10"	6' 10"	6' 10"	6' 10"	6' 10"	6' 10"	6' 10"	6' 10"	6' 10"	6' 10"	
Sleeping Capacity	6	6	8	6	6	7	7	7	7	6	6	
Front Sleeping Area	48 X 80	54 X 80	58 X 80	54 X 80	54 X 80	58 X 80	58 X 80	70 X 80	70 X 80	70 X 80	70 X 80	
Rear Sleeping Area	48 X 80	54 X 80	58 X 80	48 X 80	48 X 80	54 X 80	58 X 80	70 X 80	70 X 80	70 X 80	70 X 80	
Dinette Area	38 X 64	38 X 70	38 X 64	38 X 64	38 X 64	38 X 70	38 X 70	38 X 70	38 X 70	45 X 73	45 X 73	
"U" Dinette	N/A	N/A	42 X 80	N/A	N/A	N/A	N/A	N/A	N/A	N/A	N/A	
Lounge Area	N/A	N/A	N/A	N/A	N/A	80"	N/A	80"	N/A	N/A	N/A	
Sofa Bed	N/A	N/A	N/A	N/A	N/A	N/A	34 X 76	N/A	34 X 70			
Radial Tire Size	4.80 X 12	4.80 X 12	ST175/80D13	ST145R12	ST145R12	ST145R12	ST175/80R13	ST175/80R13	ST175/80D13	ST175/80R13	ST175/80R13	
Tire Load Range	4 Bolt C	4 Bolt C	5 Bolt D	4 Bolt C	4 Bolt C	4 Bolt C	5 Bolt D	5 Bolt D	5 Bolt D	5 Bolt D	5 Bolt D	
Hitch Weight # (approx.), (lbs./Kg)	120/55	161/73	223/101	116 / 53	184/83	171/78	187/85	243 / 110	245/111	282/128	282/128	
Axle Weight # (approx.), (lbs./Kg)	1138 / 517	1448 / 657	1859 / 843	1338 / 607	1381 / 627	1448 / 657	1667 / 756	1722 / 781	1913 / 868	2403/1090	2403/1090	
Dry Weight # (approx.), (lbs./Kg) **	1305/591	1593/722	1758/797	1503/682	1651/749	1740/789	1863/845	1982/899	2199/997	2702/1226	2702/1226	
Cargo Capacity # (approx.), (lbs./Kg)	778/353	751/340	948/430	813/369	733/332	631/286	824/374	761 / 345	1266/574	800/363	800/363	
GVWR (lbs./Kg)	2098 / 952	2400 / 1089	3464 / 1571	2096 / 951	2200 / 999	2400 / 1089	2702 / 1227	2743 / 1244	3481 / 1579	3502/1588	3502/1588	
Coupler Ball Size	2"	2"	2"	2"	2"	2"	2"	2"	2"	2"	2"	

\* Dry Weight is the total weight of the standard unit (hitch + axle) without optional equipment and empty tanks.

# V-Trec

## Specs | V1 V3

Interior Box Size	10'	12'
Travel Length	16'9"	21' 4"
Travel Width	85"	85"
Travel Height	65"	65"
Interior Open Length	20'5"	24' 5"
Interior Open Height	6' 10"	6' 10"
Sleeping Capacity	6	6
Front Sleeping Area	58 X 80	70 X 80
Rear Sleeping Area	58 X 80	70 X 80
Dinette Area	38 X 70	45 X 73
"U" Dinette	N/A	N/A
Lounge Area	N/A	N/A
Sofa Bed	N/A	N/A
Radial Tire Size	LT235/75R15	LT235/75R15
Tire Load Range	5 Bolt C	5 Bolt C
Hitch Weight # (approx.), (lbs./Kg)	252/114	420/191
Axle Weight # (approx.), (lbs./Kg)	1981/899	2700/1225
Dry Weight # (approx.), (lbs./Kg) **	2233/1013	3065/1390
Cargo Capacity # (approx.), (lbs./Kg)	1519/689	1325/601
GVWR (lbs./Kg)	3752/1702	4380/1987
Coupler Ball Size	2-5/16"	2-5/16"



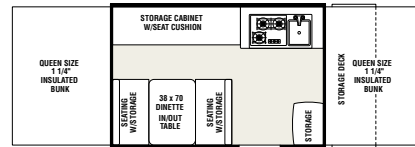
V1

AT COACHMEN, we're all about easy. Our motorhomes, fifth wheels, travel trailers and folding campers are designed to be easy to use, easy to enjoy, easy to own. And our no hassle warranty keeps them that way.

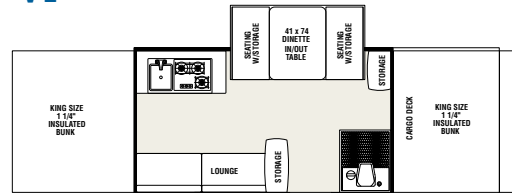
**Heavier Duty  
Than Other  
Folding  
Campers!**



## V-Trec Series



V1



V3

- 5" Tube Frame • 4000 Lb. Torsion Axle for Heavy Cargo Capacity
- Reinforced Diamond Plate Front Deck

**Coachmen  
Recreational Vehicles**  
A Forest River Company  
580 West Burr Oak Street  
P.O. Box 549  
Centreville, MI 49032  
269.467.6321

To learn more about  
Coachmen RV and our  
products and see how  
Coachmen is making  
the easy life easier, visit  
[www.coachmenrv.com](http://www.coachmenrv.com).

All information contained in this brochure is believed to be accurate at the time of publication. However, during the model year, it may be necessary to make revisions and Coachmen reserves the right to make all such changes without notice, including changes in prices, colors, materials, equipment and specifications, as well as the addition of new models and the discontinuance of models shown in this brochure. Therefore, please consult with your Coachmen dealer and confirm the existence of any materials, design or specifications that are material to your purchase decision.

Coachmen RV 2012 Litho USA  
1111006



Forest River, Inc. encourages  
our customers to purchase  
their Forest River products  
from a local dealership  
whenever possible for the  
following reasons:

- 1) Forest River, Inc. dealers are independently owned and operated businesses so priority service and scheduling is at their discretion and is often provided to customers that purchased their unit at that dealership.
- 2) Purchasing locally allows customers to establish meaningful relationships with a dealer, enhancing the RV experience through assistance with product questions, user tips or RV regulations for your state or country, and much more!
- 3) Canadian customers must meet requirements to bring an RV purchased out of the country to their home. These requirements may involve additional inspections and certifications, taxes and fees. Your local Canadian Dealer is a professional at meeting these requirements.
- 4) Scheduling timely warranty repairs and adjustments through a local dealership provides far greater flexibility and convenience to you, the customer!

It is the goal of Forest River, Inc. that all of our RV owners fully enjoy the RV experience and that customer satisfaction meets or exceeds their expectations!

## Big benefits for new owners

**FREE One Year Membership – Coachmen Owners Association!** Coachmen is proud to sponsor the largest manufacturer sponsored camping club in North America ... Coachmen Owners' Association (COA). COA provides you a world of ways to enjoy your RV. This is FUN ON OVERDRIVE and provides: Free Trip Routing, Exciting Tours & Rallies, Free Campground Directory, Local/State Club Activities, Easy RVing Magazine Free, Theme Park Discounts, Fuel Discounts, Free onebigplanet® Memberships with discounts at 180,000 merchants and Much More!

Every new Coachmen RV buyer is eligible for a 1 Year FREE membership in the Coachmen Owners' Association. It all adds up to an easy ownership experience!

## Travel Easy™ Roadside Assistance



RVing is easier with Coachmen's Travel Easy™ Roadside Assistance provided FREE the first year of ownership to those who purchase a New Coachmen RV. Administered by Coach-Net, this service provides you with 24/7 operational, technical and emergency road service coverage. Also included is towing, fuel delivery, jump starts, lockout service, tire changes, mobile mechanic and unlimited technical assistance. Anywhere. Anytime. Travel Easy™ is the security of knowing that help is an easy phone call away.



**Learn More**  
Scan this barcode using  
a QR Reader on your  
smart phone to learn  
more about Forest River.



A Berkshire Hathaway company.

Your Clipper Dealer for a complete list of parts and accessories: