



# TORQUE

BY HEARTLAND







### Interior

- High end U-shape sofa
- 3 interior décor choices
- High end Cherry cabinetry w/ mission style doors
- High end boxed lambrequins' w/ mini blinds
- Beauflor flooring throughout unit
- High end carpeting
- Cable / Satellite prepped
- CD/ MP3/ AM/ FM Player
- Dual ducted 13.5 A/C
- Fire Extinguisher
- LP Detector
- Smoke Detector
- Wide body construction
- Sliding glass door (291, 312, 301, 322, 261)

### Kitchen

- Solid Surface Countertop in Kitchen area
- Steel Ball Bearing Drawer Guides - full extension
- High rise kitchen faucet
- 3 Burner range w/ large convectional oven
- Microwave oven
- Double door refrigerator
- Deep basin acrylic sink
- Power Range Hood w/ Light

### Bath & Bed

- Single level master suite
- High end shower surround w/ shower curtain
- Bath Room Power Vent
- Heat and A/C in Bathroom
- Bedroom TV hookup with booster
- High end leather head board
- Skylight over shower
- Over Head Reading lights
- Hardwood Medicine Cabinet
- 60" X 80" Queen Bed w/ hi-end mattress and comforter

### Garage

- Fuel / Oil Resistant Diamond plate TPO rubberized flooring
- Huge overhead storage in the garage
- Diamond plate wall corner protection
- High capacity ramp door
- High efficiency 12V fan

- Heat and A/C ducted
- Huge Windows with blinds
- 24" Beaver tail

### Exterior

- 10" I-Beam Frame Rails (FW)
- 8" I-Beam Frame Rails (TT)
- 16" steel wheels (on FW) 15" steel wheels (on TT)
- Deep dark tinted windows
- Electric Front Landing gear (power front jack on TT)
- Fiberglass Mid-Profile front cap (on FW)
- Massive pass through storage
- Manual 16' awning
- 30AMP service
- Heated and Enclosed underbelly
- Door Side Porch light
- Dual High Output Rear Cargo Lights
- Exterior Shower
- High Strength Radius Rubber roof
- 1 1/2" Welded tubular aluminum side walls
- All new High end Torque graphics
- High strength plastic grab handle
- 55 amp converter
- 101" wide body design
- Enclosed Goose neck (FW only)
- Dual 30LBS LP bottles (Dual 20lbs on TT)
- Wide-Trac suspension (TT only)
- Rear manual stab jacks

### Options

- 15K BTU A/C
- Electric Awning
- 3500 Watt portable Gen
- Rear Electric Queen Bed (single bed)
- Rear electric queen bed w/ convertible sofa (N/A TT)
- 32" LCD flat screen TV
- Rear pull down screen
- Fuel Station (30gal)
- Fuel Station w/ gen prep (30gal)
- 4000 watt Onan built in Generator (Requires Gen Prep w/ fuel stat)
- Aluminum Alloy Wheels
- Toy Lock
- Fantastic Fan w/ Rain Sensor
- Espresso glazed cabinets (Included Stainless Steel Appliances)

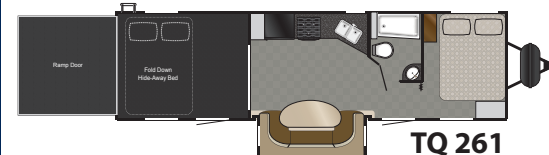
TRAVEL TRAILERS

FIFTH WHEELS



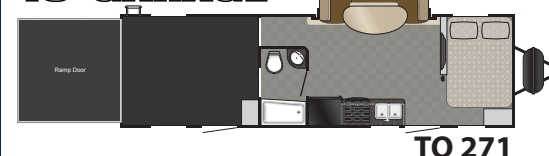
TQ 231

### 10' GARAGE



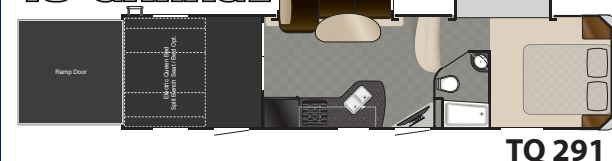
TQ 261

### 10' GARAGE



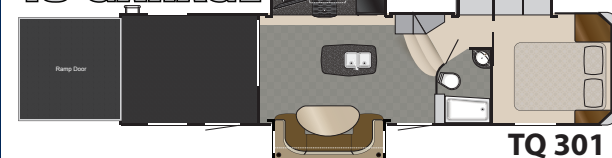
TQ 271

### 10' GARAGE



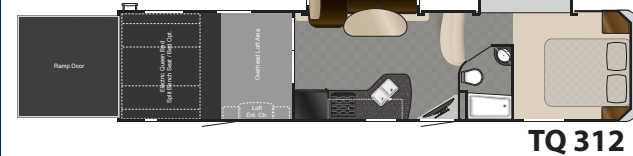
TQ 291

### 10' GARAGE



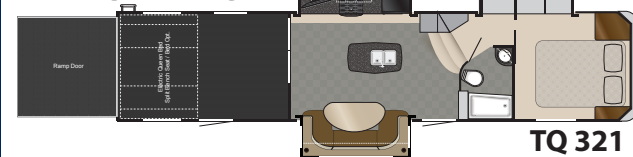
TQ 301

### 12' GARAGE



TQ 312

### 12' GARAGE



TQ 321